

# Technical Guide: R-410A Outdoor Split-System Heat Pump - RHP143



---

York International Corporation, 5005 York Drive, Norman, OK 73069

6231804-UTG-A-1022

Supersedes: nothing

2022-10-05

---



# Contents

Description.....	7
Certification.....	7
Features.....	7
Physical and electrical data.....	8
Physical and electrical data notes.....	9
Dimensions.....	9
System charge.....	10
System charge table notes.....	10
Charging.....	11
System capacity - air handlers.....	11
Air handler capacity data notes.....	13
Furnace capacity 1.5 ton.....	13
Furnace capacity 2 ton.....	14
Furnace capacity 2.5 ton.....	15
Furnace capacity 3 ton.....	16
Furnace capacity 3.5 ton.....	17
Furnace capacity 4 ton.....	19
Furnace capacity 5 ton.....	21
Furnace capacity data notes.....	23
Applications and accessories.....	24
Sound power ratings - cooling.....	25
Sound power ratings - heating.....	25
Mechanical specifications.....	27
Typical installation.....	29
Typical field wiring.....	30
Alternative installation clearances.....	34
Performance data - 1.5 ton.....	35
Condenser only data - 1.5 ton.....	35
Condenser only data table notes.....	35
Cooling performance data - 1.5 ton.....	35
Cooling multipliers for determining the performance with other indoor sections.....	36
Coil multipliers - 1.5 ton.....	36
Furnace multipliers - 1.5 ton.....	36
Heating performance data 1.5 ton.....	37
Heating multipliers for determining the performance with other indoor sections.....	38
Coil multipliers - 1.5 ton.....	38
Furnace multipliers - 1.5 ton.....	38
Performance data 2 ton.....	39
Condenser only data - 2 ton.....	39

Condenser only data table notes.....	39
Cooling performance data - 2 ton.....	40
Cooling multipliers for determining the performance with other indoor sections.....	40
Coil multipliers - 2 ton.....	40
Furnace multipliers - 2 ton.....	40
Heating performance data 2 ton.....	41
Heating multipliers for determining the performance with other indoor sections.....	41
Coil multipliers - 2 ton.....	41
Furnace multipliers - 2 ton.....	42
Performance data 2.5 ton.....	42
Condenser only data - 2.5 ton.....	42
Condenser only data table notes.....	42
Cooling performance data - 2.5 ton.....	43
Cooling multipliers for determining the performance with other indoor sections.....	43
Coil multipliers - 2.5 ton.....	43
Furnace multipliers - 2.5 ton.....	44
Heating performance data 2.5 ton.....	45
Heating multipliers for determining the performance with other indoor sections.....	45
Coil multipliers - 2.5 ton.....	45
Furnace multipliers - 2.5 ton.....	45
Performance data 3 ton.....	46
Condenser only data - 3 ton.....	46
Condenser only data table notes.....	47
Cooling performance data - 3 ton.....	47
Cooling multipliers for determining the performance with other indoor sections.....	48
Coil multipliers - 3 ton.....	48
Furnace multipliers - 3 ton.....	48
Heating performance data 3 ton.....	49
Heating multipliers for determining the performance with other indoor sections.....	49
Coil multipliers - 3 ton.....	49
Furnace multipliers - 3 ton.....	49
Performance data 3.5 ton.....	50
Condenser only data - 3.5 ton.....	50
Condenser only data table notes.....	50
Cooling performance data - 3.5 ton.....	51
Cooling multipliers for determining the performance with other indoor sections.....	51
Coil multipliers - 3.5 ton.....	51
Furnace multipliers - 3.5 ton.....	52
Heating performance data 3.5 ton.....	53
Heating multipliers for determining the performance with other indoor sections.....	54
Coil multipliers - 3.5 ton.....	54
Furnace multipliers - 3.5 ton.....	54

Performance data 4 ton.....	55
Condenser only data - 4 ton.....	55
Condenser only data table notes.....	56
Cooling performance data - 4 ton.....	56
Cooling multipliers for determining the performance with other indoor sections.....	56
Coil multipliers - 4 ton.....	56
Furnace multipliers - 4 ton.....	57
Heating performance data 4 ton.....	59
Heating multipliers for determining the performance with other indoor sections.....	59
Coil multipliers - 4 ton.....	59
Furnace multipliers - 4 ton.....	60
Performance data 5 ton.....	61
Condenser only data - 5 ton.....	61
Condenser only data table notes.....	62
Cooling performance data - 5 ton.....	62
Cooling multipliers for determining the performance with other indoor sections.....	62
Coil multipliers - 5 ton.....	62
Furnace multipliers - 5 ton.....	63
Heating performance data 5 ton.....	65
Heating multipliers for determining the performance with other indoor sections.....	65
Coil multipliers - 5 ton.....	65
Furnace multipliers - 5 ton.....	66



## Description

The RHP143 models are part of our successful RHP Series split system heat pump lineup. These outdoor units are optimized for 14.3 SEER2/8.2 HSPF Minimum Efficiency in all US Regions.

## Certification

The units are tested in accordance with the following:



## Features

- **Easier installation** - Independent panels provide quick access for unit setup. Installation time is reduced by easy power and control wiring access. All models use TXVs. The filter-drier is shipped loose for installation in the field. The unit is factory-charged for 15 ft refrigeration piping. The small base dimension and reduced unit clearances make for easier retrofits.
- **Accessible information** - QR code on unit provides quick access to technical documents and warranty information.
- **Durable finish** - The coated steel wire fan guard, coated external fasteners, and pre-treated G90-equivalent galvanized steel chassis components resist corrosion and rust creep. Powdercoat paint further protects external panels.
- **Rugged coil protection** - Coils are protected from mechanical damage by a an extruded louver coil guard.
- **Quality coils** - Enhanced aluminum fins are mechanically bonded to copper tubing.
- **Protected compressor** - Compressors are protected internally by a high pressure relief valve and a temperature sensor, and externally by the system high and low pressure switches.
- **Reliable operation** - Ball bearing fan motors provide superior performance in extreme temperatures.
- **Environmentally friendly** - CFC-free R-410A refrigerant delivers environmentally friendly performance with zero ozone depletion.
- **Top discharge** - Warm air is blown up, away from the structure and any landscaping and allows compact location on multi-unit applications.
- **Low operating sound levels** - Developed using CFD and FEA tools, the sturdy cabinet and top design provides sound performance as low as 66 dBA. Compatible accessories for further sound reduction are also available.
- **Better service access** - Diagonal base valves with open access for low-loss fittings, single panel access to the electrical controls, full corner access, and removable fan guard allow easy access for unit maintenance.
- **Agency listed** - Safety certified by CSA to the 4th Edition of UL 1995/CSA 22.2. Performance certified to ANSI/AHRI Standard 210/240 in accordance with the Unitary Small Equipment certification program.

# Physical and electrical data

**Table 1: Physical and electrical data**

Outdoor unit model	RHP14318B21 S	RHP14324B21 S	RHP14330B21 S	RHP14336B21 S	RHP14342B21 S	RHP14348B21 S	RHP14360B21 S
Unit supply voltage	208/230 V, 1 phase, 60 Hz						
Normal voltage range <sup>1</sup>	187—252						
Minimum circuit ampacity	9.1	13.4	15.6	20.3	26.1	26.1	30.3
Maximum overcurrent device (A) <sup>2</sup>	15	20	25	35	45	45	50
Minimum overcurrent device (A) <sup>3</sup>	15	15	20	25	30	30	35
Compressor type	Single-stage scroll	Two-stage scroll	Two-stage scroll	Two-stage scroll	Two-stage scroll	Two-stage scroll	Two-stage scroll
Compressor rated load (A)	6.8	10.2	11.9	15.2	19.8	19.8	23.4
Compressor locked rotor (A)	41.7	55.2	78.0	78.1	94.0	109.0	118.0
Crankcase heater	No	No	No	No	No	No	No
Factory external discharge muffler	Yes	Yes	Yes	Yes	Yes	Yes	Yes
HS kit required with TXV <sup>4</sup>	No	No	No	No	No	No	No
Fan diameter (in.)	18	18	22	24	24	24	26
Fan motor type	PSC	PSC	PSC	PSC	PSC	PSC	PSC
Fan motor rated HP	1/12	1/12	1/8	1/4	1/4	1/4	1/4
Fan motor rated load (A)	0.64	0.64	0.70	1.30	1.30	1.30	1.05
Fan motor nominal RPM	1000	1000	1075	850	850	850	850
Fan motor nominal CFM	2100	2100	3000	3900	4100	4100	4700
Coil face area (sq ft)	13.1	14.5	14.4	18.9	23.1	23.1	31.2
Coil rows deep	1	1	1	1	1	1	1
Coil fins per inch	22	22	22	22	22	22	22
Liquid refrigerant piping outdoor unit (field-installed)	3/8	3/8	3/8	3/8	3/8	3/8	3/8



**Table 1: Physical and electrical data**

Outdoor unit model	RHP14318B21 S	RHP14324B21 S	RHP14330B21 S	RHP14336B21 S	RHP14342B21 S	RHP14348B21 S	RHP14360B21 S
Vapor refrigerant piping outdoor unit (field-installed) <sup>5</sup>	3/4	3/4	3/4	3/4	7/8	7/8	7/8
Unit charge (lb-oz) <sup>6</sup>	4-8	5-6	5-12	7-4	9-0	8-14	9-10
Charge (oz/ft)	0.62	0.62	0.62	0.62	0.67	0.67	0.67
Operating weight (lb)	134	140	153	183	213	215	242

## Physical and electrical data notes

1. Rated in accordance with AHRI Standard 110-2012, utilization range A.
2. Dual element fuses or HACR circuit breaker. Maximum allowable overcurrent protection.
3. Dual element fuses or HACR circuit breaker. Minimum recommended overcurrent protection.
4. Refer to the *Hard Start Kit Accessory Installation Manual* for the hard start kit part number for each model. The hard start kit is a field-installed accessory.
5. For applications with non-standard vapor line sizes, see the *Applications and accessories* section.
6. The unit charge is correct for the outdoor unit, smallest matched indoor unit, and 15 ft of refrigerant tubing. For tubing lengths other than 15 ft, add or subtract the amount of refrigerant, using the difference in actual refrigerant piping length (not the equivalent length) multiplied by the per foot value.

## Dimensions

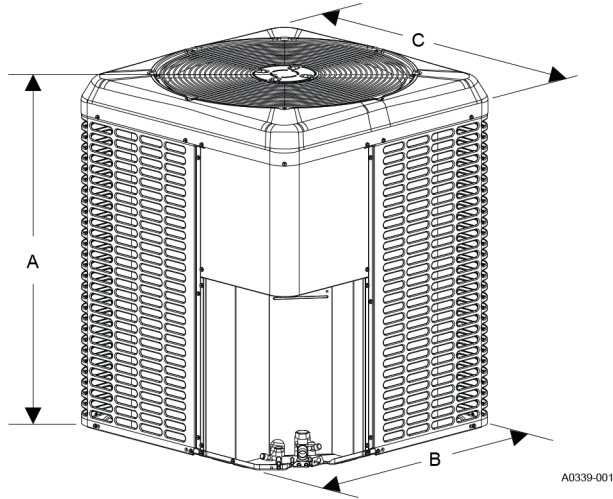
**Table 2: Dimensions**

Unit model	Dimensions (in.)			Refrigerant connection service valve size (in.)	
	A	B	C	Liquid	Valve
RHP14318B21S	33 1/4	24	24	3/8	3/4
RHP14324B21S	36 1/4	24	24		
RHP14330B21S	30	29 1/4	29 1/4		
RHP14336B21S	33 1/4	35 1/4	31 3/4		
RHP14342B21S	39 1/2	35 1/4	31 3/4		7/8
RHP14348B21S	39 1/2	35 1/4	31 3/4		
RHP14360B21S	46	38	34 1/4		

**Note:**

- All dimensions are in inches and are subject to change without notice.
- Overall height is from the bottom of the base pan to the top of the fan guard.
- Overall length and width include screw heads.

**Figure 1: Dimensions**



## System charge

**Table 3: System charge for various matched systems**

Charge adjustment	Upflow or horizontal left							Downflow or horizontal right <sup>1</sup>						
	18	24	30	36	42	48	60	18	24	30	36	42	48	60
Outdoor unit model	BA1	BA1	BA1	BC1	BC1	BC1	BC1	BA1	BA1	BA1	BC1	BC1	BC1	BC1
Required indoor metering device <sup>23</sup>	BA1	BA1	BA1	BC1	BC1	BC1	BC1	BA1	BA1	BA1	BC1	BC1	BC1	BC1
Indoor unit <sup>456</sup>	Additional charge (oz)													
XAF*24B	0	—	—	—	—	—	—	-4	—	—	—	—	—	—
XAF*30C	2	0	—	—	—	—	—	-5	-10	—	—	—	—	—
XAF*36D	—	—	0	0	—	—	—	—	—	-4	-12	—	—	—
XAF*48F	—	—	—	—	0	—	—	—	—	—	—	-7	—	—
XAF*60G	—	—	—	—	0	0	—	—	—	—	—	-5	-2	—
XAF*60H	—	—	—	—	—	2	0	—	—	—	—	—	-10	0
XAF*60J	—	—	—	—	—	—	8	—	—	—	—	—	—	11
XAH*24B	0	—	—	—	—	—	—	-4	—	—	—	—	—	—
XAH*30C	2	0	—	—	—	—	—	-5	-10	—	—	—	—	—
XAH*36D	—	—	0	0	—	—	—	—	—	-4	-12	—	—	—
XAH*48F	—	—	—	—	0	—	—	—	—	—	—	-7	—	—
XAH*60G	—	—	—	—	0	0	—	—	—	—	—	-5	-2	—
XAH*60H	—	—	—	—	—	2	0	—	—	—	—	—	-10	0
XAH*60J	—	—	—	—	—	—	8	—	—	—	—	—	—	11
RFC*18B	0	—	—	—	—	—	—	-4	—	—	—	—	—	—
RFC*24C	2	0	—	—	—	—	—	-5	-10	—	—	—	—	—
RFC*30D	—	—	0	—	—	—	—	—	—	-4	—	—	—	—
RFC*36D	—	—	0	0	—	—	—	—	—	-4	-12	—	—	—
RFC*42F	—	—	—	—	0	—	—	—	—	—	—	-7	—	—
RFC*48G	—	—	—	—	0	0	—	—	—	—	—	-5	-2	—
RFC*60H	—	—	—	—	—	2	0	—	—	—	—	—	-10	0
RFC*60J	—	—	—	—	—	—	8	—	—	—	—	—	—	11

## System charge table notes

1. A minus number indicates that you remove that charge.
2. For applications that require a TXV, use S1-1TVM\*\*\* series kit.
3. Use a TXV kit with these indoor units to obtain system performance.

- Systems matched with furnaces or air handlers not equipped with blower-off delays may require blower time delay.
- Do not use XAF or XAU coils in horizontal applications.
- Charge adders shown above do not indicate that coils are rated for every application. See the performance data tables for actual performance for specified system matches. Obtain certified system ratings from <http://www.ahridirectory.org>.

## Charging

- Check the factory unit charge listed on the unit nameplate to verify the refrigerant charge for the outdoor unit, the smallest matched indoor unit, and the 15 ft of interconnecting refrigeration piping.
- Verify the indoor metering device and additional charge required for the specific matched indoor unit in the system using Table .
- Add additional charge for the amount of interconnecting refrigeration piping greater than 15 ft at the rate specified in Table .
- For installations requiring additional charge, weigh in refrigerant for the specific matching indoor unit and actual refrigeration piping length.
- After weighing in the charge adders for the matched indoor unit and refrigeration piping, verify the system operation against the temperatures and pressures in the charging chart for the outdoor unit. Locate the charging charts on the outdoor unit and in the *Service Data Application Guide* on [www.simplygettingthejobdone.com](http://www.simplygettingthejobdone.com). Follow the subcool or superheat charging procedure in the *Installation Manual* according to the type of indoor metering device in the system, and allow 10 min after each charge adjustment for the system operation to stabilize. Record the charge adjustment made to match the charging chart.
- Permanently stamp the unit nameplate with the total system charge defined as follows: total system charge = base charge (as shipped) + charge adder for matched indoor unit + charge adder for actual refrigeration piping length + charge adjustments to match the charging chart.

## System capacity - air handlers

**Table 4: System capacity - air handler**

Unit model	Air handler model	Width (in.)	Coil model	Stage	Rated CFM	NetCool	SensCool	SEER	EER	Net47	Net17	Hspflv	HspfV	Cop47	Cop17
RHP14318SB21	RFC*18BBAMP2N1	17.5	—	—	575	16.7	13.5	14.30	12.00	16.3	9.7	7.50	5.75	3.58	2.34
RHP14318SB21	RFC*18BBAMP2N1	17.5	—	—	650	17.0	14.6	14.30	12.00	16.5	9.8	7.50	5.85	3.70	2.40
RHP14318SB21	RFC*18BBAMP2N1	17.5	—	—	725	17.3	15.6	14.30	12.00	16.8	10.0	7.50	5.95	3.80	2.46
RHP14318SB21	RFC*24CBAMP2N1	17.5	—	—	575	16.7	13.5	14.30	12.00	16.2	9.7	7.50	5.65	3.62	2.34
RHP14318SB21	RFC*24CBAMP2N1	17.5	—	—	750	17.2	14.5	14.30	12.00	16.0	11.8	7.50	5.75	3.76	2.84
RHP14318SB21	JMET08BS2N1	17.5	XAFB24BXXN1	—	550	16.6	13.3	14.30	12.00	16.2	9.6	7.50	5.70	3.54	2.32
RHP14318SB21	JMET08BS2N1	17.5	XAFB24BXXN1	—	650	17.0	14.6	14.30	12.00	16.5	9.8	7.50	5.85	3.70	2.40
RHP14318SB21	JMET08BS2N1	17.5	XAFB24BXXN1	—	725	17.3	15.6	14.30	12.00	16.8	10.0	7.50	5.95	3.82	2.46
RHP14318SB21	JMET08BS2N1	17.5	XAFB30CXXN1	—	450	16.7	11.5	14.30	12.00	15.6	9.7	7.50	5.65	3.60	2.46
RHP14318SB21	JMET08BS2N1	17.5	XAFB30CXXN1	—	550	17.1	12.4	14.30	12.00	15.9	9.9	7.50	5.80	3.74	2.52
RHP14318SB21	JMET08BS2N1	17.5	XAFB30CXXN1	—	650	17.5	13.4	14.30	12.00	16.3	10.0	7.50	5.85	3.90	2.56
RHP14318SB21	JMET08BS2N1	17.5	XAFB30CXXN1	—	725	17.5	14.0	14.30	12.00	16.6	10.2	7.50	5.95	4.00	2.58
RHP14318SB21	JMET08BS2N1	17.5	XAHB24BXXN1	—	550	17.4	13.0	14.30	12.00	16.1	9.6	7.50	5.65	3.54	2.34
RHP14318SB21	JMET08BS2N1	17.5	XAHB24BXXN1	—	625	17.4	13.9	14.30	12.00	16.4	9.8	7.50	5.75	3.76	2.84
RHP14318SB21	JMET08BS2N1	17.5	XAHB24BXXN1	—	700	17.4	14.7	14.30	12.00	16.7	10.0	7.50	5.80	3.76	2.84
RHP14318SB21	JMET08BS2N1	17.5	XAHB30CXXN1	—	700	17.5	15.5	14.30	12.00	15.9	9.6	7.50	5.55	3.82	2.44

**Table 4: System capacity - air handler**

Unit model	Air handler model	Width (in.)	Coil model	Stage	Rated CFM	NetCool	SensCool	SEER	EER	Net47	Net17	Hspflv	HspfV	Cop47	Cop17
RHP14324B21S	RFC*24CBAMP2N1	17.5	—	1	550	20.40	14.00	14.30	20.55	16.30	15.40	7.50	6.00	3.46	2.70
RHP14324B21S	RFC*24CBAMP2N1	17.5	—	2	800	23.60	17.80		11.00	22.00	15.40	7.50	6.00	3.58	2.70
RHP14324B21S	JMET08BS2N1A	17.5	XAF/XAUB30C	1	600	21.00	14.80	14.30	20.70	15.80	14.00	7.50	6.05	3.28	2.42
RHP14324B21S	JMET08BS2N1A	17.5	XAF/XAUB30C	2	725	23.60	16.80		11.00	22.40	14.00	7.50	6.05	3.54	2.42
RHP14324B21S	JMET08BS2N1A	17.5	XAHB30C	1	600	21.60	16.30	14.30	21.35	15.80	13.80	7.50	6.10	3.26	2.42
RHP14324B21S	JMET08BS2N1A	17.5	XAHB30C	2	700	23.60	17.60		11.00	21.80	13.80	7.50	6.10	3.44	2.42
RHP14330B21S	RFC*30DBAMP2N1	17.5	—	1	675	26.20	18.00	14.30	20.75	20.00	16.90	7.50	5.95	3.58	2.44
RHP14330B21S	RFC*30DBAMP2N1	17.5	—	2	950	29.20	21.20		11.00	27.60	16.90	7.50	5.95	3.66	2.44
RHP14330B21S	RFC*36DBAMP2N1	21.0	—	1	850	26.00	18.90	14.30	20.55	19.50	19.20	7.50	5.95	3.68	2.78
RHP14330B21S	RFC*36DBAMP2N1	21.0	—	2	1225	29.20	23.00		11.00	26.80	19.20	7.50	5.95	3.64	2.78
RHP14330B21S	JMET12BS2N1A	17.5	XAF/XAUB30C	1	625	26.00	17.50	14.30	21.15	19.80	17.30	7.50	5.90	3.54	2.46
RHP14330B21S	JMET12BS2N1A	17.5	XAF/XAUB30C	2	1175	29.20	22.60		11.00	28.20	17.30	7.50	5.90	3.78	2.46
RHP14330B21S	JMET12CS2N1A	21.0	XAFC36D	1	700	26.40	18.30	14.30	20.95	20.20	16.70	7.50	5.95	3.62	2.44
RHP14330B21S	JMET12CS2N1A	21.0	XAFC36D	2	925	29.20	21.00		11.00	27.40	16.70	7.50	5.95	3.68	2.44
RHP14330B21S	JMET12CS2N1A	21.0	XAHC36D	1	675	25.00	19.10	14.30	19.80	20.00	16.70	7.50	6.00	3.58	2.42
RHP14330B21S	JMET12CS2N1A	21.0	XAHC36D	2	925	28.20	22.80		11.00	26.00	16.70	7.50	6.00	3.46	2.42
RHP14336B21S	RFC*36DBCMP2N1	17.5	—	1	850	30.40	21.20	14.30	20.10	24.80	22.60	7.50	6.00	3.44	2.46
RHP14336B21S	RFC*36DBCMP2N1	17.5	—	2	1375	35.00	26.40		10.50	33.20	22.60	7.50	6.00	3.30	2.46
RHP14336B21S	RFC*36DBCMP2N1	21.0	—	1	875	30.20	21.40	14.30	20.70	24.00	22.60	7.50	6.00	3.42	2.64
RHP14336B21S	RFC*36DBCMP2N1	21.0	—	2	1200	35.00	26.20		11.00	32.60	22.60	7.50	6.00	3.42	2.64
RHP14336B21S	JMET12CS2N1A	21.0	XAFC36D	1	825	30.20	20.80	14.30	20.25	24.60	22.00	7.50	5.95	3.42	2.50
RHP14336B21S	JMET12CS2N1A	21.0	XAFC36D	2	1300	35.00	26.20		11.00	32.80	22.00	7.50	5.95	3.36	2.50
RHP14336B21S	JMET12CS2N1A	21.0	XAHC36D	1	725	29.20	19.90	14.30	19.80	24.40	20.80	7.50	6.00	3.32	2.40
RHP14336B21S	JMET12CS2N1A	21.0	XAHC36D	2	1100	34.40	25.00		11.00	33.00	20.80	7.50	6.00	3.44	2.40
RHP14336B21S	JMET16CS2N1A	21.0	XAFC36D	1	800	30.00	20.40	14.30	20.05	24.60	21.60	7.50	6.00	3.40	2.48
RHP14336B21S	JMET16CS2N1A	21.0	XAFC36D	2	1125	34.80	25.00		11.00	32.80	21.60	7.50	6.00	3.36	2.48
RHP14336B21S	JMET16CS2N1A	21.0	XAHC36D	1	800	29.60	20.80	14.30	19.85	24.60	20.80	7.50	6.05	3.38	2.40
RHP14336B21S	JMET16CS2N1A	21.0	XAHC36D	2	1125	34.60	25.40		11.00	33.00	20.80	7.50	6.05	3.44	2.40
RHP14342B21S	RFC*42FBCMP2N1	21.0	—	1	825	34.20	23.00	14.30	20.35	28.00	26.60	7.50	5.95	3.18	2.48
RHP14342B21S	RFC*42FBCMP2N1	21.0	—	2	1325	40.00	29.20		11.00	41.00	26.60	7.50	5.95	3.50	2.48
RHP14342B21S	RFC*48GBCMP2N1	21.0	—	1	1150	34.60	25.60	14.30	20.30	28.40	29.80	7.50	5.85	3.70	2.92
RHP14342B21S	RFC*48GBCMP2N1	21.0	—	2	1625	39.00	31.20		11.00	38.00	29.80	7.50	5.85	3.60	2.92
RHP14342B21S	RFC*48GBCMP2N1	24.5	—	1	925	34.40	23.60	14.30	20.95	27.80	26.40	7.50	5.85	3.40	2.62
RHP14342B21S	RFC*48GBCMP2N1	24.5	—	2	1625	41.50	32.40		11.00	40.00	26.40	7.50	5.85	3.66	2.62
RHP14342B21S	JMET16CS2N1A	21.0	XAF/XAUC48F	1	875	34.60	23.80	14.30	20.60	28.00	27.20	7.50	5.90	3.22	2.52
RHP14342B21S	JMET16CS2N1A	21.0	XAF/XAUC48F	2	1575	40.50	31.00		11.00	41.00	27.20	7.50	5.90	3.58	2.52
RHP14342B21S	JMET16CS2N1A	21.0	XAF/XAUC60G	1	900	34.40	23.60	14.30	20.85	27.60	26.40	7.50	5.90	3.36	2.60
RHP14342B21S	JMET16CS2N1A	21.0	XAF/XAUC60G	2	1600	41.00	31.80		11.00	40.00	26.40	7.50	5.90	3.62	2.60
RHP14342B21S	JMET16CS2N1A	21.0	XAHC48F	1	900	34.20	23.80	14.30	20.90	28.20	26.00	7.50	5.90	3.26	2.46
RHP14342B21S	JMET16CS2N1A	21.0	XAHC48F	2	1575	41.00	31.60		11.00	41.00	26.00	7.50	5.90	3.60	2.46
RHP14342B21S	JMET16CS2N1A	21.0	XAHC60G	1	925	34.00	23.60	14.30	20.95	27.60	26.00	7.50	5.85	3.40	2.58
RHP14342B21S	JMET16CS2N1A	21.0	XAHC60G	2	1600	41.50	32.00		11.00	41.00	26.00	7.50	5.85	3.70	2.58
RHP14342B21S	JMET18DS2N1A	24.5	XAF/XAUD60G	1	1100	35.60	25.80	14.30	20.85	28.40	26.20	7.50	5.85	3.54	2.62
RHP14342B21S	JMET18DS2N1A	24.5	XAF/XAUD60G	2	1575	41.50	32.00		11.00	40.00	26.20	7.50	5.85	3.66	2.62
RHP14342B21S	JMET18DS2N1A	24.5	XAFD48F	1	1075	35.60	26.20	14.30	20.60	28.80	27.00	7.50	5.85	3.40	2.54
RHP14342B21S	JMET18DS2N1A	24.5	XAFD48F	2	1575	41.00	31.40		11.00	41.00	27.00	7.50	5.85	3.62	2.54
RHP14342B21S	JMET18DS2N1A	24.5	XAHD48F	1	1075	35.20	25.80	14.30	20.75	28.80	25.80	7.50	5.85	3.40	2.50
RHP14342B21S	JMET18DS2N1A	24.5	XAHD48F	2	1550	41.50	31.80		11.00	41.00	25.80	7.50	5.85	3.64	2.50
RHP14342B21S	JMET18DS2N1A	24.5	XAHD60G	1	1075	35.00	25.40	14.30	20.80	28.40	25.80	7.50	5.80	3.52	2.60
RHP14342B21S	JMET18DS2N1A	24.5	XAHD60G	2	1550	41.50	31.60		11.00	40.50	25.80	7.50	5.80	3.72	2.60
RHP14348B21S	RFC*48GBCMP2N1	21.0	—	1	1300	42.00	30.00	14.30	19.20	33.60	30.60	7.50	5.90	3.60	2.54
RHP14348B21S	RFC*48GBCMP2N1	21.0	—	2	1775	47.00	34.80		10.50	46.00	30.60	7.50	5.90	3.56	2.54
RHP14348B21S	RFC*60HBCMP2N1	21.0	—	1	1325	41.00	29.80	14.30	19.70	34.60	34.20	7.50	5.90	3.82	2.96
RHP14348B21S	RFC*60HBCMP2N1	21.0	—	2	1775	45.00	34.80		11.00	43.50	34.20	7.50	5.90	3.62	2.96
RHP14348B21S	RFC*48GBCMP2N1	24.5	—	1	1150	41.00	28.40	14.30	19.30	32.60	29.60	7.50	5.45	3.46	2.54
RHP14348B21S	RFC*48GBCMP2N1	24.5	—	2	1625	47.00	34.20		11.00	45.50	29.60	7.50	5.45	3.56	2.54
RHP14348B21S	JMET16CS2N1A	21.0	XAF/XAUC60G	1	1150	41.00	28.40	14.30	19.25	32.60	30.80	7.50	5.95	3.46	2.54
RHP14348B21S	JMET16CS2N1A	21.0	XAF/XAUC60G	2	1800	47.00	35.00		10.50	46.00	30.80	7.50	5.95	3.54	2.54
RHP14348B21S	JMET16CS2N1A	21.0	XAFC60H	1	900	40.00	26.40	14.30	20.35	31.80	29.60	7.50	5.90	3.48	2.64
RHP14348B21S	JMET16CS2N1A	21.0	XAFC60H	2	1600	47.00	34.40		11.00	45.00	29.60	7.50	5.90	3.72	2.64
RHP14348B21S	JMET16CS2N1A	21.0	XAHC60G	1	925	39.50	26.20	14.30	19.00	31.20	29.80	7.50	5.95	3.24	2.54
RHP14348B21S	JMET16CS2N1A	21.0	XAHC60G	2	1600	46.50	34.20		10.50	47.00	29.80	7.50	5.95	3.66	2.54

**Table 4: System capacity - air handler**

Unit model	Air handler model	Width (in.)	Coil model	Stage	Rated CFM	NetCool	SensCool	SEER	EER	Net47	Net17	HspfV	HspfV	Cop47	Cop17
RHP14348B21S	JMET16CS2N1A	21.0	XAHC60H	1	950	40.50	27.20	14.30	20.55	32.00	29.60	7.50	5.90	3.54	2.64
RHP14348B21S	JMET16CS2N1A	21.0	XAHC60H	2	1600	47.00	34.40		11.00	45.00	29.60	7.50	5.90	3.72	2.64
RHP14348B21S	JMET18DS2N1A	24.5	XAF/XAUD60G	1	1100	40.50	27.60	14.30	19.25	32.40	29.20	7.50	5.45	3.40	2.54
RHP14348B21S	JMET18DS2N1A	24.5	XAF/XAUD60G	2	1575	47.00	34.00		11.00	45.00	29.20	7.50	5.45	3.58	2.54
RHP14348B21S	JMET18DS2N1A	24.5	XAF/XAUD60H	1	1075	41.00	28.20	14.30	20.20	32.80	29.40	7.50	5.85	3.62	2.68
RHP14348B21S	JMET18DS2N1A	24.5	XAF/XAUD60H	2	1575	47.00	34.40		11.00	45.00	29.40	7.50	5.85	3.76	2.68
RHP14348B21S	JMET18DS2N1A	24.5	XAHD60G	1	1100	40.50	27.80	14.30	19.00	32.40	30.20	7.50	5.90	3.42	2.54
RHP14348B21S	JMET18DS2N1A	24.5	XAHD60G	2	1800	47.50	36.40		10.50	48.00	30.20	7.50	5.90	3.72	2.54
RHP14348B21S	JMET18DS2N1A	24.5	XAHD60H	1	1100	41.50	28.80	14.30	20.30	32.80	29.40	7.50	5.85	3.64	2.66
RHP14348B21S	JMET18DS2N1A	24.5	XAHD60H	2	1575	47.00	34.40		11.00	45.00	29.40	7.50	5.85	3.76	2.66
RHP14360B21S	RFC*60HBCMP2N1	21.0	—	1	1275	48.50	33.40	14.30	20.25	39.50	35.40	7.50	5.45	3.64	2.68
RHP14360B21S	RFC*60HBCMP2N1	21.0	—	2	1775	54.50	39.00		11.00	54.00	35.40	7.50	5.45	3.68	2.68
RHP14360B21S	RFC*60HBCMP2N1	24.5	—	1	1125	47.50	31.60	14.30	20.40	38.50	35.00	7.50	5.55	3.50	2.70
RHP14360B21S	RFC*60HBCMP2N1	24.5	—	2	1750	54.50	39.00		11.00	53.50	35.00	7.50	5.55	3.70	2.70
RHP14360B21S	RFC*60JBCMP2N1	24.5	—	1	1250	47.50	32.40	14.30	19.30	40.50	38.50	7.50	5.80	3.62	2.84
RHP14360B21S	RFC*60JBCMP2N1	24.5	—	2	1800	55.00	39.50		11.00	54.00	38.50	7.50	5.80	3.60	2.84
RHP14360B21S	JMET18DS2N1A	24.5	XAF/XAUD60H	1	1225	48.00	32.60	14.30	20.35	39.00	35.40	7.50	5.45	3.60	2.70
RHP14360B21S	JMET18DS2N1A	24.5	XAF/XAUD60H	2	1825	55.00	40.00		11.00	54.00	35.40	7.50	5.45	3.72	2.70
RHP14360B21S	JMET18DS2N1A	24.5	XAFD60J	1	1250	48.50	33.20	14.30	20.45	39.00	35.40	7.50	5.45	3.62	2.70
RHP14360B21S	JMET18DS2N1A	24.5	XAFD60J	2	1825	55.00	40.00		11.00	54.00	35.40	7.50	5.45	3.72	2.70
RHP14360B21S	JMET18DS2N1A	24.5	XAHD60H	1	1225	49.00	34.00	14.30	20.55	39.00	35.60	7.50	5.50	3.60	2.68
RHP14360B21S	JMET18DS2N1A	24.5	XAHD60H	2	1800	56.00	42.00		11.00	55.50	35.60	7.50	5.50	3.78	2.68
RHP14360B21S	JMET18DS2N1A	24.5	XAHD60J	1	1100	48.00	32.20	14.30	20.55	38.50	34.40	7.50	5.60	3.46	2.66
RHP14360B21S	JMET18DS2N1A	24.5	XAHD60J	2	1550	55.00	39.00		11.00	54.50	34.40	7.50	5.60	3.72	2.66

## Air handler capacity data notes

- Rated in accordance with DOE test procedures (Federal Register 12-27-79 and 3-18-88) and ANSI/AHRI Standard 210/240.
- The cooling MBH is based on 80°F entering air temperature, 50% relative humidity (RH), and rated airflow.
- The energy efficiency ratio (EER) is the total cooling output in BTUs at 95°F outdoor ambient divided by the total electric power in watt-hours at those conditions.
- The heating MBH is based on AHRI standards of 70°F DB (Dry Bulb) entering indoor air, 72% RH (Relative Humidity) outdoor air with 25 ft of interconnecting piping and no supplemental electric heat operation. HSPF (Heating Seasonal Performance Factor) is the total heating output during a normal annual usage period for heating divided by the total electric power input during the same period. COP (Coefficient of Performance) equals Heating MBH output divided by (total kW input x 3.412).
- A cell with no value means not applicable.

## Furnace capacity 1.5 ton

**Table 5: Furnace capacity 1.5 ton**

Unit model	Furnace model	Width	Coil Model	Stage	Rated CFM	NetCool	SensCool	SEER	EER	Net47	Net17	HspfV	HspfV	Cop47	Cop17
RHP14318B21S	TL8E060A12UH11	14.5	XAF/XAUA24B	—	675	17.00	14.50	14.30	12.00	16.80	10.10	7.50	5.90	3.64	2.36
RHP14318B21S	TL9E060B12UH11	17.5	XAF/XAUB30C	—	725	17.50	13.50	14.30	12.00	16.80	10.40	7.50	5.75	3.86	2.52
RHP14318B21S	TL9E060B12UH11	17.5	XAFB24B	—	725	17.10	15.10	14.30	12.00	17.00	10.20	7.50	5.85	3.70	2.40
RHP14318B21S	TL9E060B12UH11	17.5	XAHB30C	—	700	17.50	14.50	14.30	12.00	16.10	9.80	7.50	5.90	3.68	2.38
RHP14318B21S	TM8E040A12MP11	14.5	XAF/XAUA24B	—	700	17.10	14.90	14.30	12.00	16.90	10.10	7.50	5.90	3.68	2.38
RHP14318B21S	TM8E060A12MP11	14.5	XAF/XAUA24B	—	625	16.80	13.80	14.30	12.00	16.60	9.90	7.50	5.90	3.60	2.34
RHP14318B21S	TM8E060A12MP11	14.5	XAHA24B	—	600	17.40	13.10	14.30	12.00	16.40	9.90	7.50	6.00	3.54	2.34
RHP14318B21S	TM8E080B12MP11	17.5	XAF/XAUB30C	—	525	16.90	11.80	14.30	12.00	15.90	9.90	7.50	5.85	3.64	2.46

**Table 5: Furnace capacity 1.5 ton**

Unit model	Furnace model	Width	Coil Model	Stage	Rated CFM	NetCool	SensCool	SEER	EER	Net47	Net17	Hspfv	HspfV	Cop47	Cop17
RHP14318B21S	TM8E080B12MP11	17.5	XAFB24B	—	725	17.20	15.10	14.30	12.00	17.00	10.20	7.50	5.85	3.72	2.40
RHP14318B21S	TM8E080B12MP11	17.5	XAHB30C	—	725	17.50	14.70	14.30	12.00	16.10	9.80	7.50	5.90	3.76	2.42
RHP14318B21S	TM8E100B12MP11	17.5	XAF/XAUB30C	—	650	17.40	13.00	14.30	12.00	16.40	10.10	7.50	5.80	3.82	2.52
RHP14318B21S	TM8E100B12MP11	17.5	XAFB24B	—	650	16.90	14.20	14.30	12.00	16.60	9.90	7.50	5.90	3.64	2.36
RHP14318B21S	TM8E100B12MP11	17.5	XAHB24B	—	625	17.50	13.40	14.30	12.00	16.50	9.90	7.50	5.95	3.60	2.36
RHP14318B21S	TM8E100B12MP11	17.5	XAHB30C	—	725	17.50	14.70	14.30	12.00	16.10	9.80	7.50	5.90	3.76	2.42
RHP14318B21S	TM8Y060A12MP11	14.5	XAF/XAUA24B	—	625	16.80	13.80	14.30	12.00	16.60	9.90	7.50	5.95	3.58	2.34
RHP14318B21S	TM8Y060A12MP11	14.5	XAHA24B	—	550	17.20	12.50	14.30	12.00	16.30	9.70	7.50	6.00	3.48	2.30
RHP14318B21S	TM8Y080B12MP11	17.5	XAF/XAUB30C	—	675	17.50	13.30	14.30	12.00	16.50	10.20	7.50	5.75	3.86	2.54
RHP14318B21S	TM8Y080B12MP11	17.5	XAFB24B	—	650	16.90	14.20	14.30	12.00	16.60	9.90	7.50	5.90	3.64	2.36
RHP14318B21S	TM8Y080B12MP11	17.5	XAHB24B	—	650	17.50	13.60	14.30	12.00	16.60	10.00	7.50	5.90	3.64	2.38
RHP14318B21S	TM9E026A08MP12	14.5	XAF/XAUA24B	—	550	16.40	12.70	14.30	12.00	16.40	9.80	7.50	6.05	3.44	2.26
RHP14318B21S	TM9E040A10MP12	14.5	XAF/XAUA24B	—	675	16.80	14.30	14.30	11.50	16.90	10.20	7.50	5.95	3.56	2.32
RHP14318B21S	TM9E060A10MP12	14.5	XAF/XAUA24B	—	675	16.90	14.40	14.30	12.00	16.90	10.10	7.50	5.90	3.60	2.34
RHP14318B21S	TM9E060B12MP12	17.5	XAF/XAUB30C	—	575	17.10	12.30	14.30	12.00	16.10	10.00	7.50	5.85	3.70	2.48
RHP14318B21S	TM9E060B12MP12	17.5	XAFB24B	—	550	16.40	12.70	14.30	12.00	16.30	9.70	7.50	6.05	3.46	2.28
RHP14318B21S	TM9E080B12MP12	17.5	XAF/XAUB30C	—	600	17.20	12.50	14.30	12.00	16.20	10.10	7.50	5.80	3.74	2.48
RHP14318B21S	TM9Y040A10MP11	14.5	XAF/XAUA24B	—	575	16.40	12.90	14.30	11.50	16.50	9.90	7.50	6.05	3.44	2.26
RHP14318B21S	TM9Y060B12MP11	17.5	XAF/XAUB30C	—	725	17.50	13.50	14.30	12.00	16.80	10.40	7.50	5.75	3.86	2.52
RHP14318B21S	TM9Y060B12MP11	17.5	XAFB24B	—	725	17.10	15.10	14.30	12.00	17.00	10.20	7.50	5.85	3.70	2.40
RHP14318B21S	TM9Y060B12MP11	17.5	XAHB30C	—	700	17.50	14.50	14.30	12.00	16.10	9.80	7.50	5.90	3.68	2.38
RHP14318B21S	TM9Y080B12MP11	17.5	XAF/XAUB30C	—	525	16.90	11.80	14.30	12.00	15.90	9.90	7.50	5.85	3.64	2.46
RHP14318B21S	TM9Y080B12MP11	17.5	XAFB24B	—	525	16.40	12.40	14.30	12.00	16.20	9.60	7.50	6.00	3.44	2.28
RHP14318B21S	TMLE040A12MP11	14.5	XAF/XAUA24B	—	700	17.10	14.90	14.30	12.00	16.90	10.10	7.50	5.90	3.68	2.38
RHP14318B21S	TMLE060A12MP11	14.5	XAF/XAUA24B	—	625	16.80	13.80	14.30	12.00	16.60	9.90	7.50	5.90	3.60	2.34
RHP14318B21S	TMLE060A12MP11	14.5	XAHA24B	—	600	17.40	13.10	14.30	12.00	16.40	9.90	7.50	6.00	3.54	2.34
RHP14318B21S	TMLE080B12MP11	17.5	XAF/XAUB30C	—	525	16.90	11.80	14.30	12.00	15.90	9.90	7.50	5.85	3.64	2.46
RHP14318B21S	TMLE080B12MP11	17.5	XAFB24B	—	725	17.20	15.10	14.30	12.00	17.00	10.20	7.50	5.85	3.72	2.40
RHP14318B21S	TMLE080B12MP11	17.5	XAHB30C	—	725	17.50	14.70	14.30	12.00	16.10	9.80	7.50	5.90	3.76	2.42
RHP14318B21S	TMLE100B12MP11	17.5	XAF/XAUB30C	—	650	17.40	13.00	14.30	12.00	16.40	10.10	7.50	5.80	3.82	2.52
RHP14318B21S	TMLE100B12MP11	17.5	XAFB24B	—	650	16.90	14.20	14.30	12.00	16.60	9.90	7.50	5.90	3.64	2.36
RHP14318B21S	TMLE100B12MP11	17.5	XAHB24B	—	625	17.50	13.40	14.30	12.00	16.50	9.90	7.50	5.95	3.60	2.36
RHP14318B21S	TMLE100B12MP11	17.5	XAHB30C	—	725	17.50	14.70	14.30	12.00	16.10	9.80	7.50	5.90	3.76	2.42

## Furnace capacity 2 ton

**Table 6: Furnace capacity 2 ton**

Unit model	Furnace model	Width	Coil Model	Stage	Rated CFM	NetCool	SensCool	SEER	EER	Net47	Net17	Hspfv	HspfV	Cop47	Cop17
RHP14324B21S	TL9E060B12UH11	17.50	XAHB30C	1	775.00	22.80	19.10	14.30	20.40	16.60	14.60	7.50	6.05	3.46	2.42
RHP14324B21S	TL9E060B12UH11	17.50	XAHB30C	2	900.00	23.60	19.60		11.00	23.00	14.60	7.50	6.05	3.52	2.42
RHP14324B21S	TM8E080B12MP11	17.50	XAHB30C	1	650.00	21.80	17.00	14.30	21.10	16.10	14.40	7.50	6.00	3.32	2.44
RHP14324B21S	TM8E080B12MP11	17.50	XAHB30C	2	875.00	23.60	19.40		11.00	22.60	14.40	7.50	6.00	3.54	2.44
RHP14324B21S	TM8E100B12MP11	17.50	XAF/XAUB30C	1	675.00	21.40	15.50	14.30	20.75	16.10	14.70	7.50	6.00	3.40	2.44
RHP14324B21S	TM8E100B12MP11	17.50	XAF/XAUB30C	2	950.00	23.60	18.10		11.00	23.20	14.70	7.50	6.00	3.64	2.44
RHP14324B21S	TM8E100B12MP11	17.50	XAHB30C	1	650.00	22.00	17.20	14.30	21.35	16.00	14.60	7.50	6.05	3.34	2.46
RHP14324B21S	TM8E100B12MP11	17.50	XAHB30C	2	925.00	23.60	19.90		11.00	22.80	14.60	7.50	6.05	3.60	2.46
RHP14324B21S	TM8Y080B12MP11	17.50	XAHB30C	1	675.00	22.00	17.40	14.30	20.90	16.20	14.20	7.50	6.05	3.36	2.42
RHP14324B21S	TM8Y080B12MP11	17.50	XAHB30C	2	800.00	23.60	18.60		11.00	22.40	14.20	7.50	6.05	3.48	2.42
RHP14324B21S	TM9E060B12MP12	17.50	XAHB30C	1	675.00	22.00	17.40	14.30	20.85	16.20	14.80	7.50	6.05	3.34	2.42
RHP14324B21S	TM9E060B12MP12	17.50	XAHB30C	2	950.00	23.60	20.20		11.00	23.20	14.80	7.50	6.05	3.54	2.42
RHP14324B21S	TM9E080B12MP12	17.50	XAHB30C	1	700.00	22.20	17.80	14.30	20.95	16.30	14.50	7.50	6.05	3.40	2.44
RHP14324B21S	TM9E080B12MP12	17.50	XAHB30C	2	900.00	23.60	19.60		11.00	22.80	14.50	7.50	6.05	3.56	2.44
RHP14324B21S	TM9Y060B12MP11	17.50	XAHB30C	1	625.00	21.60	16.60	14.30	20.80	16.00	14.30	7.50	6.10	3.26	2.40
RHP14324B21S	TM9Y060B12MP11	17.50	XAHB30C	2	800.00	23.60	18.60		11.00	22.40	14.30	7.50	6.10	3.44	2.40
RHP14324B21S	TM9Y080B12MP11	17.50	XAHB30C	1	650.00	21.80	17.00	14.30	21.10	16.00	14.40	7.50	6.05	3.34	2.42
RHP14324B21S	TM9Y080B12MP11	17.50	XAHB30C	2	850.00	23.60	19.10		11.00	22.60	14.40	7.50	6.05	3.52	2.42
RHP14324B21S	TMLE080B12MP11	17.50	XAHB30C	1	650.00	21.80	17.00	14.30	21.10	16.10	14.40	7.50	6.00	3.32	2.44
RHP14324B21S	TMLE080B12MP11	17.50	XAHB30C	2	875.00	23.60	19.40		11.00	22.60	14.40	7.50	6.00	3.54	2.44
RHP14324B21S	TMLE100B12MP11	17.50	XAF/XAUB30C	1	675.00	21.40	15.50	14.30	20.75	16.10	14.70	7.50	6.00	3.40	2.44
RHP14324B21S	TMLE100B12MP11	17.50	XAF/XAUB30C	2	950.00	23.60	18.10		11.00	23.20	14.70	7.50	6.00	3.64	2.44
RHP14324B21S	TMLE100B12MP11	17.50	XAHB30C	1	650.00	22.00	17.20	14.30	21.35	16.00	14.60	7.50	6.05	3.34	2.46
RHP14324B21S	TMLE100B12MP11	17.50	XAHB30C	2	925.00	23.60	19.90		11.00	22.80	14.60	7.50	6.05	3.60	2.46



# Furnace capacity 2.5 ton

**Table 7: Furnace capacity 2.5 ton**

Unit model	Furnace model	Width	Coil Model	Stage	Rated CFM	NetCool	SensCool	SEER	EER	Net47	Net17	Hspflv	HspFV	Cop47	Cop17
RHP14330B21S	TL8E060A12UH11	14.50	XAFA30D	1	650.00	26.00	17.60	14.30	20.40	20.00	17.60	7.50	6.00	3.52	2.36
RHP14330B21S	TL8E060A12UH11	14.50	XAFA30D	2	1050.00	29.40	21.80		10.50	28.40	17.60	7.50	6.00	3.54	2.36
RHP14330B21S	TL8E080C16UH11	21.00	XAFC36D	1	850.00	27.40	20.20	14.30	20.55	20.80	17.30	7.50	5.90	3.74	2.40
RHP14330B21S	TL8E080C16UH11	21.00	XAFC36D	2	1075.00	29.40	22.00		11.00	28.20	17.30	7.50	5.90	3.64	2.40
RHP14330B21S	TL8E100C20UH11	21.00	XAFC36D	1	900.00	27.60	20.60	14.30	20.55	21.00	17.10	7.50	5.90	3.80	2.44
RHP14330B21S	TL8E100C20UH11	21.00	XAFC36D	2	1050.00	29.40	22.00		11.00	28.00	17.10	7.50	5.90	3.70	2.44
RHP14330B21S	TL8E100C20UH11	21.00	XAHC36D	1	925.00	26.20	23.00	14.30	19.60	21.20	17.60	7.50	5.90	3.84	2.44
RHP14330B21S	TL8E100C20UH11	21.00	XAHC36D	2	1200.00	29.40	27.00		10.50	27.00	17.60	7.50	5.90	3.52	2.44
RHP14330B21S	TL9E080C16UH11	21.00	XAFC36D	1	850.00	27.40	20.20	14.30	20.65	20.80	17.40	7.50	5.90	3.76	2.42
RHP14330B21S	TL9E080C16UH11	21.00	XAFC36D	2	1125.00	29.40	22.40		11.00	28.40	17.40	7.50	5.90	3.66	2.42
RHP14330B21S	TM8E040A12MP11	14.50	XAFA30D	1	625.00	25.80	17.30	14.30	20.45	19.90	17.40	7.50	6.00	3.50	2.36
RHP14330B21S	TM8E040A12MP11	14.50	XAFA30D	2	1025.00	29.40	21.60		11.00	28.20	17.40	7.50	6.00	3.56	2.36
RHP14330B21S	TM8E060A12MP11	14.50	XAFA30D	1	700.00	26.40	18.30	14.30	20.40	20.20	17.60	7.50	6.00	3.56	2.36
RHP14330B21S	TM8E060A12MP11	14.50	XAFA30D	2	1050.00	29.40	21.80		10.50	28.40	17.60	7.50	6.00	3.54	2.36
RHP14330B21S	TM8E080C16MP11	21.00	XAFC36D	1	750.00	26.80	19.00	14.30	20.85	20.40	17.30	7.50	5.95	3.66	2.42
RHP14330B21S	TM8E080C16MP11	21.00	XAFC36D	2	1075.00	29.40	22.00		11.00	28.20	17.30	7.50	5.95	3.66	2.42
RHP14330B21S	TM8E080C16MP11	21.00	XAHC36D	1	750.00	25.40	20.40	14.30	19.75	20.40	17.30	7.50	6.00	3.66	2.40
RHP14330B21S	TM8E080C16MP11	21.00	XAHC36D	2	1075.00	29.40	25.60		10.50	26.60	17.30	7.50	6.00	3.44	2.40
RHP14330B21S	TM8E100C16MP11	21.00	XAFC36D	1	750.00	26.80	19.00	14.30	20.95	20.40	17.40	7.50	5.90	3.68	2.42
RHP14330B21S	TM8E100C16MP11	21.00	XAFC36D	2	1125.00	29.40	22.40		11.00	28.40	17.40	7.50	5.90	3.68	2.42
RHP14330B21S	TM8E100C16MP11	21.00	XAHC36D	1	725.00	25.20	19.90	14.30	19.75	20.20	17.40	7.50	6.00	3.62	2.40
RHP14330B21S	TM8E100C16MP11	21.00	XAHC36D	2	1100.00	29.40	25.80		10.50	26.80	17.40	7.50	6.00	3.46	2.40
RHP14330B21S	TM8E120C16MP11	21.00	XAFC36D	1	750.00	26.80	19.00	14.30	20.95	20.40	17.40	7.50	5.90	3.66	2.42
RHP14330B21S	TM8E120C16MP11	21.00	XAFC36D	2	1125.00	29.40	22.40		11.00	28.40	17.40	7.50	5.90	3.68	2.42
RHP14330B21S	TM8E120C16MP11	21.00	XAHC36D	1	750.00	25.40	20.40	14.30	19.85	20.40	17.40	7.50	6.00	3.66	2.42
RHP14330B21S	TM8E120C16MP11	21.00	XAHC36D	2	1100.00	29.40	25.80		10.50	26.80	17.40	7.50	6.00	3.46	2.42
RHP14330B21S	TM8Y060A12MP11	14.50	XAFA30D	1	675.00	26.00	17.80	14.30	20.10	20.20	17.30	7.50	6.00	3.52	2.36
RHP14330B21S	TM8Y060A12MP11	14.50	XAFA30D	2	950.00	29.40	21.20		11.00	28.00	17.30	7.50	6.00	3.52	2.36
RHP14330B21S	TM8Y080C16MP11	21.00	XAFC36D	1	700.00	26.40	18.30	14.30	20.85	20.20	17.00	7.50	5.95	3.60	2.42
RHP14330B21S	TM8Y080C16MP11	21.00	XAFC36D	2	975.00	29.40	21.40		11.00	27.80	17.00	7.50	5.95	3.64	2.42
RHP14330B21S	TM8Y080C16MP11	21.00	XAHC36D	1	725.00	25.20	19.90	14.30	20.05	20.20	17.60	7.50	5.95	3.66	2.42
RHP14330B21S	TM8Y080C16MP11	21.00	XAHC36D	2	1175.00	29.40	26.80		10.50	27.00	17.60	7.50	5.95	3.48	2.42
RHP14330B21S	TM8Y100C16MP11	21.00	XAFC36D	1	700.00	26.40	18.30	14.30	20.85	20.20	17.00	7.50	5.95	3.60	2.42
RHP14330B21S	TM8Y100C16MP11	21.00	XAFC36D	2	975.00	29.40	21.40		11.00	27.80	17.00	7.50	5.95	3.64	2.42
RHP14330B21S	TM8Y100C16MP11	21.00	XAHC36D	1	725.00	25.20	19.90	14.30	20.05	20.20	17.60	7.50	5.95	3.66	2.42
RHP14330B21S	TM8Y100C16MP11	21.00	XAHC36D	2	1175.00	29.40	26.80		10.50	27.00	17.60	7.50	5.95	3.48	2.42
RHP14330B21S	TM8Y100C20MP11	21.00	XAFC36D	1	875.00	27.40	20.20	14.30	20.55	21.00	17.00	7.50	5.90	3.76	2.44
RHP14330B21S	TM8Y100C20MP11	21.00	XAFC36D	2	1000.00	29.40	21.60		11.00	27.80	17.00	7.50	5.90	3.68	2.44
RHP14330B21S	TM8Y100C20MP11	21.00	XAHC36D	1	900.00	26.20	22.80	14.30	19.60	21.00	17.50	7.50	5.95	3.82	2.44
RHP14330B21S	TM8Y100C20MP11	21.00	XAHC36D	2	1150.00	29.40	26.40		10.50	26.80	17.50	7.50	5.95	3.50	2.44
RHP14330B21S	TM8Y120C20MP11	21.00	XAFC36D	1	875.00	27.40	20.20	14.30	20.55	21.00	17.00	7.50	5.90	3.76	2.44
RHP14330B21S	TM8Y120C20MP11	21.00	XAFC36D	2	1000.00	29.40	21.60		11.00	27.80	17.00	7.50	5.90	3.68	2.44
RHP14330B21S	TM8Y120C20MP11	21.00	XAHC36D	1	900.00	26.20	22.80	14.30	19.60	21.00	17.50	7.50	5.95	3.82	2.44
RHP14330B21S	TM8Y120C20MP11	21.00	XAHC36D	2	1150.00	29.40	26.40		10.50	26.80	17.50	7.50	5.95	3.50	2.44
RHP14330B21S	TM9E080C16MP12	21.00	XAFC36D	1	700.00	26.40	18.30	14.30	20.75	20.20	17.40	7.50	5.95	3.60	2.40
RHP14330B21S	TM9E080C16MP12	21.00	XAFC36D	2	1100.00	29.40	22.20		11.00	28.40	17.40	7.50	5.95	3.64	2.40
RHP14330B21S	TM9E100C16MP12	21.00	XAFC36D	1	725.00	26.60	18.60	14.30	20.75	20.20	17.40	7.50	5.95	3.62	2.40
RHP14330B21S	TM9E100C16MP12	21.00	XAFC36D	2	1100.00	29.40	22.20		11.00	28.40	17.40	7.50	5.95	3.66	2.40
RHP14330B21S	TM9Y080C16MP11	21.00	XAFC36D	1	600.00	25.80	17.20	14.30	20.70	19.80	17.40	7.50	5.95	3.48	2.40
RHP14330B21S	TM9Y080C16MP11	21.00	XAFC36D	2	1100.00	29.40	22.20		11.00	28.40	17.40	7.50	5.95	3.64	2.40
RHP14330B21S	TM9Y100C16MP11	21.00	XAFC36D	1	600.00	25.60	17.00	14.30	20.60	19.70	17.40	7.50	5.95	3.50	2.40
RHP14330B21S	TM9Y100C16MP11	21.00	XAFC36D	2	1075.00	29.40	22.00		11.00	28.20	17.40	7.50	5.95	3.62	2.40
RHP14330B21S	TMLE040A12MP11	14.50	XAFA30D	1	625.00	25.80	17.30	14.30	20.45	19.90	17.40	7.50	6.00	3.50	2.36
RHP14330B21S	TMLE040A12MP11	14.50	XAFA30D	2	1025.00	29.40	21.60		11.00	28.20	17.40	7.50	6.00	3.56	2.36
RHP14330B21S	TMLE060A12MP11	14.50	XAFA30D	1	700.00	26.40	18.30	14.30	20.40	20.20	17.60	7.50	6.00	3.56	2.36
RHP14330B21S	TMLE060A12MP11	14.50	XAFA30D	2	1050.00	29.40	21.80		10.50	28.40	17.60	7.50	6.00	3.54	2.36
RHP14330B21S	TMLE080C16MP11	21.00	XAFC36D	1	750.00	26.80	19.00	14.30	20.85	20.40	17.30	7.50	5.95	3.66	2.42
RHP14330B21S	TMLE080C16MP11	21.00	XAFC36D	2	1075.00	29.40	22.00		11.00	28.20	17.30	7.50	5.95	3.66	2.42
RHP14330B21S	TMLE080C16MP11	21.00	XAHC36D	1	750.00	25.40	20.40	14.30	19.75	20.40	17.30	7.50	6.00	3.66	2.40
RHP14330B21S	TMLE080C16MP11	21.00	XAHC36D	2	1075.00	29.40	25.60		10.50	26.60	17.30	7.50	6.00	3.44	2.40

**Table 7: Furnace capacity 2.5 ton**

Unit model	Furnace model	Width	Coil Model	Stage	Rated CFM	NetCool	SensCool	SEER	EER	Net47	Net17	Hspflv	HspfV	Cop47	Cop17
RHP14330B21S	TMLE100C16MP11	21.00	XAFC36D	1	750.00	26.80	19.00	14.30	20.95	20.40	17.40	7.50	5.90	3.68	2.42
RHP14330B21S	TMLE100C16MP11	21.00	XAFC36D	2	1125.00	29.40	22.40		11.00	28.40	17.40	7.50	5.90	3.68	2.42
RHP14330B21S	TMLE100C16MP11	21.00	XAHC36D	1	725.00	25.20	19.90	14.30	19.75	20.20	17.40	7.50	6.00	3.62	2.40
RHP14330B21S	TMLE100C16MP11	21.00	XAHC36D	2	1100.00	29.40	25.80		10.50	26.80	17.40	7.50	6.00	3.46	2.40
RHP14330B21S	TMLE120C16MP11	21.00	XAFC36D	1	750.00	26.80	19.00	14.30	20.95	20.40	17.40	7.50	5.90	3.66	2.42
RHP14330B21S	TMLE120C16MP11	21.00	XAFC36D	2	1125.00	29.40	22.40		11.00	28.40	17.40	7.50	5.90	3.68	2.42
RHP14330B21S	TMLE120C16MP11	21.00	XAHC36D	1	750.00	25.40	20.40	14.30	19.85	20.40	17.40	7.50	6.00	3.66	2.42
RHP14330B21S	TMLE120C16MP11	21.00	XAHC36D	2	1100.00	29.40	25.80		10.50	26.80	17.40	7.50	6.00	3.46	2.42

## Furnace capacity 3 ton

**Table 8: Furnace capacity 3 ton**

Unit model	Furnace model	Width	Coil Model	Stage	Rated CFM	NetCool	SensCool	SEER	EER	Net47	Net17	Hspflv	HspfV	Cop47	Cop17
RHP14336B21S	TL8E100C20UH11	21.00	XAHC36D	1	975.00	30.60	23.00	14.30	19.65	25.20	21.20	7.50	6.00	3.54	2.32
RHP14336B21S	TL8E100C20UH11	21.00	XAHC36D	2	1425.00	35.00	27.60		10.50	34.40	21.20	7.50	6.00	3.50	2.32
RHP14336B21S	TM8Y080C16MP11	21.00	XAFC36D	1	750.00	29.80	20.00	14.30	20.15	24.40	22.80	7.50	6.05	3.36	2.44
RHP14336B21S	TM8Y080C16MP11	21.00	XAFC36D	2	1375.00	35.00	26.40		10.50	33.20	22.80	7.50	6.05	3.28	2.44
RHP14336B21S	TM8Y080C16MP11	21.00	XAHC36D	1	725.00	29.20	19.90	14.30	19.70	24.40	21.20	7.50	6.05	3.32	2.34
RHP14336B21S	TM8Y080C16MP11	21.00	XAHC36D	2	1175.00	34.40	25.60		11.00	33.60	21.20	7.50	6.05	3.40	2.34
RHP14336B21S	TM8Y100C16MP11	21.00	XAFC36D	1	750.00	29.80	20.00	14.30	20.15	24.40	22.80	7.50	6.05	3.36	2.44
RHP14336B21S	TM8Y100C16MP11	21.00	XAFC36D	2	1375.00	35.00	26.40		10.50	33.20	22.80	7.50	6.05	3.28	2.44
RHP14336B21S	TM8Y100C16MP11	21.00	XAHC36D	1	725.00	29.20	19.90	14.30	19.70	24.40	21.20	7.50	6.05	3.32	2.34
RHP14336B21S	TM8Y100C16MP11	21.00	XAHC36D	2	1175.00	34.40	25.60		11.00	33.60	21.20	7.50	6.05	3.40	2.34



# Furnace capacity 3.5 ton

**Table 9: Furnace capacity 3.5 ton**

Unit model	Furnace model	Width	Coil Model	Stage	Rated CFM	NetCool	SensCool	SEER	EER	Net47	Net17	Hspflv	HspFV	Cop47	Cop17
RHP14342B21S	TL8E100C20UH11	21.00	XAF/XAUC60G	1	1050.00	35.20	25.00	14.30	20.45	28.40	26.40	7.50	5.95	3.46	2.56
RHP14342B21S	TL8E100C20UH11	21.00	XAF/XAUC60G	2	1500.00	40.50	30.60		11.00	40.00	26.40	7.50	5.95	3.56	2.56
RHP14342B21S	TL8E100C20UH11	21.00	XAHC48F	1	1025.00	34.80	25.00	14.30	20.35	28.60	26.00	7.50	5.95	3.34	2.44
RHP14342B21S	TL8E100C20UH11	21.00	XAHC48F	2	1475.00	40.50	30.40		11.00	42.00	26.00	7.50	5.95	3.54	2.44
RHP14342B21S	TL8E100C20UH11	21.00	XAHC60G	1	1075.00	35.00	25.40	14.30	20.65	28.40	26.20	7.50	5.85	3.50	2.56
RHP14342B21S	TL8E100C20UH11	21.00	XAHC60G	2	1500.00	41.00	30.80		11.00	41.00	26.20	7.50	5.85	3.64	2.56
RHP14342B21S	TL8E100C20UH11	21.00	XAHC60G	1	1075.00	35.00	25.40	14.30	20.65	28.40	26.20	7.50	5.85	3.50	2.56
RHP14342B21S	TL8E100C20UH11	21.00	XAHC60G	2	1500.00	41.00	30.80		11.00	41.00	26.20	7.50	5.85	3.64	2.56
RHP14342B21S	TL9E100C20UH11	21.00	XAHC60G	1	1125.00	35.20	25.80	14.30	20.35	28.60	26.20	7.50	5.85	3.52	2.54
RHP14342B21S	TL9E100C20UH11	21.00	XAHC60G	2	1475.00	40.50	30.20		11.00	41.00	26.20	7.50	5.85	3.60	2.54
RHP14342B21S	TM8E080C16MP11	21.00	XAF/XAUC60G	1	850.00	34.00	23.00	14.30	20.45	27.60	26.60	7.50	5.95	3.30	2.52
RHP14342B21S	TM8E080C16MP11	21.00	XAF/XAUC60G	2	1475.00	40.50	30.40		10.50	40.50	26.60	7.50	5.95	3.48	2.52
RHP14342B21S	TM8E080C16MP11	21.00	XAHC48F	1	850.00	33.80	23.00	14.30	20.45	28.00	26.20	7.50	5.95	3.20	2.40
RHP14342B21S	TM8E080C16MP11	21.00	XAHC48F	2	1450.00	40.50	30.20		10.50	42.00	26.20	7.50	5.95	3.48	2.40
RHP14342B21S	TM8E080C16MP11	21.00	XAHC60G	1	875.00	33.60	23.00	14.30	20.50	27.60	26.40	7.50	5.85	3.32	2.52
RHP14342B21S	TM8E080C16MP11	21.00	XAHC60G	2	1475.00	40.50	30.20		11.00	41.00	26.40	7.50	5.85	3.56	2.52
RHP14342B21S	TM8E120C16MP11	21.00	XAF/XAUC60G	1	825.00	33.80	22.60	14.30	20.40	27.40	26.60	7.50	5.95	3.28	2.52
RHP14342B21S	TM8E120C16MP11	21.00	XAF/XAUC60G	2	1475.00	40.50	30.40		10.50	40.50	26.60	7.50	5.95	3.50	2.52
RHP14342B21S	TM8E120C16MP11	21.00	XAHC48F	1	825.00	33.80	22.80	14.30	20.45	28.00	26.20	7.50	5.95	3.16	2.40
RHP14342B21S	TM8E120C16MP11	21.00	XAHC48F	2	1450.00	40.50	30.20		10.50	42.00	26.20	7.50	5.95	3.48	2.40
RHP14342B21S	TM8E120C16MP11	21.00	XAHC60G	1	975.00	34.20	24.00	14.30	20.40	28.00	26.40	7.50	5.90	3.40	2.52
RHP14342B21S	TM8E120C16MP11	21.00	XAHC60G	2	1475.00	40.50	30.20		11.00	41.00	26.40	7.50	5.90	3.56	2.52
RHP14342B21S	TM8E120C16MP11	21.00	XAF/XAUC60G	1	825.00	33.80	22.60	14.30	20.40	27.40	26.40	7.50	5.95	3.26	2.52
RHP14342B21S	TM8E120C16MP11	21.00	XAF/XAUC60G	2	1475.00	40.50	30.40		10.50	40.50	26.40	7.50	5.95	3.50	2.52
RHP14342B21S	TM8E120C16MP11	21.00	XAHC48F	1	850.00	33.80	23.00	14.30	20.55	28.00	26.00	7.50	5.95	3.20	2.40
RHP14342B21S	TM8E120C16MP11	21.00	XAHC48F	2	1450.00	40.50	30.20		11.00	42.00	26.00	7.50	5.95	3.48	2.40
RHP14342B21S	TM8E120C16MP11	21.00	XAHC60G	1	875.00	33.60	23.00	14.30	20.55	27.60	26.40	7.50	5.85	3.32	2.52
RHP14342B21S	TM8E120C16MP11	21.00	XAHC60G	2	1475.00	40.50	30.20		11.00	41.00	26.40	7.50	5.85	3.58	2.52
RHP14342B21S	TM8Y080C16MP11	21.00	XAF/XAUC60G	1	775.00	33.40	22.00	14.30	20.45	27.20	26.40	7.50	6.00	3.24	2.52
RHP14342B21S	TM8Y080C16MP11	21.00	XAF/XAUC60G	2	1425.00	40.00	29.60		11.00	40.00	26.40	7.50	6.00	3.48	2.52
RHP14342B21S	TM8Y080C16MP11	21.00	XAHC48F	1	800.00	33.60	22.60	14.30	20.60	27.80	26.00	7.50	6.00	3.16	2.40
RHP14342B21S	TM8Y080C16MP11	21.00	XAHC48F	2	1400.00	40.50	30.00		11.00	42.00	26.00	7.50	6.00	3.48	2.40
RHP14342B21S	TM8Y080C16MP11	21.00	XAHC48F	1	800.00	33.60	22.60	14.30	20.60	27.80	26.00	7.50	6.00	3.16	2.40
RHP14342B21S	TM8Y080C16MP11	21.00	XAHC48F	2	1400.00	40.50	30.00		11.00	42.00	26.00	7.50	6.00	3.48	2.40
RHP14342B21S	TM8Y080C16MP11	21.00	XAHC60G	1	825.00	33.20	22.40	14.30	20.60	27.40	26.20	7.50	5.85	3.30	2.52
RHP14342B21S	TM8Y080C16MP11	21.00	XAHC60G	2	1425.00	40.50	30.00		11.00	41.00	26.20	7.50	5.85	3.56	2.52
RHP14342B21S	TM8Y080C16MP11	21.00	XAHC60G	1	1000.00	34.80	24.40	14.30	20.35	28.20	26.00	7.50	5.95	3.42	2.54
RHP14342B21S	TM8Y100C16MP11	21.00	XAF/XAUC60G	1	775.00	33.40	22.00	14.30	20.45	27.20	26.40	7.50	6.00	3.24	2.52
RHP14342B21S	TM8Y100C16MP11	21.00	XAF/XAUC60G	2	1425.00	40.00	29.60		11.00	40.00	26.40	7.50	6.00	3.48	2.52
RHP14342B21S	TM8Y100C16MP11	21.00	XAHC48F	1	800.00	33.60	22.60	14.30	20.60	27.80	26.00	7.50	6.00	3.16	2.40
RHP14342B21S	TM8Y100C16MP11	21.00	XAHC48F	2	1400.00	40.50	30.00		11.00	42.00	26.00	7.50	6.00	3.48	2.40
RHP14342B21S	TM8Y100C16MP11	21.00	XAHC48F	1	800.00	33.60	22.60	14.30	20.60	27.80	26.00	7.50	6.00	3.16	2.40
RHP14342B21S	TM8Y100C16MP11	21.00	XAHC48F	2	1400.00	40.50	30.00		11.00	42.00	26.00	7.50	6.00	3.48	2.40
RHP14342B21S	TM8Y100C16MP11	21.00	XAHC60G	1	825.00	33.20	22.40	14.30	20.60	27.40	26.20	7.50	5.85	3.30	2.52
RHP14342B21S	TM8Y100C16MP11	21.00	XAHC60G	2	1425.00	40.50	30.00		11.00	41.00	26.20	7.50	5.85	3.56	2.52
RHP14342B21S	TM8Y100C20MP11	21.00	XAF/XAUC60G	1	1000.00	34.80	24.40	14.30	20.35	28.20	26.00	7.50	5.95	3.42	2.54
RHP14342B21S	TM8Y100C20MP11	21.00	XAF/XAUC60G	2	1400.00	40.50	30.00		11.00	40.00	26.00	7.50	5.95	3.52	2.54
RHP14342B21S	TM8Y100C20MP11	21.00	XAHC48F	1	1000.00	34.60	24.80	14.30	20.40	28.60	25.80	7.50	5.95	3.32	2.42
RHP14342B21S	TM8Y100C20MP11	21.00	XAHC48F	2	1400.00	40.50	30.00		11.00	42.00	25.80	7.50	5.95	3.52	2.42
RHP14342B21S	TM8Y100C20MP11	21.00	XAHC60G	1	1025.00	34.60	24.80	14.30	20.55	28.20	26.00	7.50	5.85	3.46	2.56
RHP14342B21S	TM8Y100C20MP11	21.00	XAHC60G	2	1425.00	40.50	30.00		11.00	40.50	26.00	7.50	5.85	3.62	2.56
RHP14342B21S	TM8Y100C20MP11	21.00	XAHC60G	1	1025.00	34.60	24.80	14.30	20.55	28.20	26.00	7.50	5.85	3.46	2.56
RHP14342B21S	TM8Y100C20MP11	21.00	XAHC60G	2	1425.00	40.50	30.00		11.00	40.50	26.00	7.50	5.85	3.62	2.56
RHP14342B21S	TM8Y120C20MP11	21.00	XAF/XAUC60G	1	1000.00	34.80	24.40	14.30	20.35	28.20	26.00	7.50	5.95	3.42	2.54
RHP14342B21S	TM8Y120C20MP11	21.00	XAF/XAUC60G	2	1400.00	40.50	30.00		11.00	40.00	26.00	7.50	5.95	3.52	2.54
RHP14342B21S	TM8Y120C20MP11	21.00	XAHC48F	1	1000.00	34.60	24.80	14.30	20.40	28.60	25.80	7.50	5.95	3.32	2.42
RHP14342B21S	TM8Y120C20MP11	21.00	XAHC48F	2	1400.00	40.50	30.00		11.00	42.00	25.80	7.50	5.95	3.52	2.42
RHP14342B21S	TM8Y120C20MP11	21.00	XAHC60G	1	1025.00	34.60	24.80	14.30	20.55	28.20	26.00	7.50	5.85	3.46	2.56
RHP14342B21S	TM8Y120C20MP11	21.00	XAHC60G	2	1425.00	40.50	30.00		11.00	40.50	26.00	7.50	5.85	3.62	2.56
RHP14342B21S	TM8Y120C20MP11	21.00	XAHC60G	1	1025.00	34.60	24.80	14.30	20.55	28.20	26.00	7.50	5.85	3.46	2.56
RHP14342B21S	TM8Y120C20MP11	21.00	XAHC60G	2	1425.00	40.50	30.00		11.00	40.50	26.00	7.50	5.85	3.62	2.56

**Table 9: Furnace capacity 3.5 ton**

Unit model	Furnace model	Width	Coil Model	Stage	Rated CFM	NetCool	SensCool	SEER	EER	Net47	Net17	Hspf1v	HspfV	Cop47	Cop17
RHP14342B21S	TM9E080C16MP12	21.00	XAHC48F	1	800.00	33.60	22.60	14.30	20.45	27.80	26.20	7.50	6.00	3.14	2.38
RHP14342B21S	TM9E080C16MP12	21.00	XAHC48F	2	1425.00	40.50	30.00		11.00	42.00	26.20	7.50	6.00	3.44	2.38
RHP14342B21S	TM9E100C16MP12	21.00	XAHC48F	1	825.00	33.80	22.80	14.30	20.45	28.00	26.40	7.50	6.00	3.16	2.38
RHP14342B21S	TM9E100C16MP12	21.00	XAHC48F	2	1475.00	40.50	30.40		10.50	42.00	26.40	7.50	6.00	3.44	2.38
RHP14342B21S	TM9E100C16MP12	21.00	XAHC60G	1	875.00	33.60	23.00	14.30	20.50	27.60	26.60	7.50	5.90	3.32	2.50
RHP14342B21S	TM9E100C16MP12	21.00	XAHC60G	2	1500.00	40.50	30.40		10.50	41.00	26.60	7.50	5.90	3.54	2.50
RHP14342B21S	TM9Y120D20MP11	24.50	XAF/XAUD60G	1	950.00	34.60	24.00	14.30	20.40	28.00	26.20	7.50	5.95	3.38	2.54
RHP14342B21S	TM9Y120D20MP11	24.50	XAF/XAUD60G	2	1450.00	40.50	30.40		11.00	40.00	26.20	7.50	5.95	3.52	2.54
RHP14342B21S	TM9Y120D20MP11	24.50	XAHD48F	1	925.00	34.20	23.80	14.30	20.30	28.40	26.00	7.50	6.00	3.24	2.42
RHP14342B21S	TM9Y120D20MP11	24.50	XAHD48F	2	1450.00	40.50	30.20		11.00	42.00	26.00	7.50	6.00	3.52	2.42
RHP14342B21S	TMLE080C16MP11	21.00	XAF/XAUC60G	1	850.00	34.00	23.00	14.30	20.45	27.60	26.60	7.50	5.95	3.30	2.52
RHP14342B21S	TMLE080C16MP11	21.00	XAF/XAUC60G	2	1475.00	40.50	30.40		10.50	40.50	26.60	7.50	5.95	3.48	2.52
RHP14342B21S	TMLE080C16MP11	21.00	XAHC48F	1	850.00	33.80	23.00	14.30	20.45	28.00	26.20	7.50	5.95	3.20	2.40
RHP14342B21S	TMLE080C16MP11	21.00	XAHC48F	2	1450.00	40.50	30.20		10.50	42.00	26.20	7.50	5.95	3.48	2.40
RHP14342B21S	TMLE080C16MP11	21.00	XAHC60G	1	875.00	33.60	23.00	14.30	20.50	27.60	26.40	7.50	5.85	3.32	2.52
RHP14342B21S	TMLE080C16MP11	21.00	XAHC60G	2	1475.00	40.50	30.20		11.00	41.00	26.40	7.50	5.85	3.56	2.52
RHP14342B21S	TMLE100C16MP11	21.00	XAF/XAUC60G	1	825.00	33.80	22.60	14.30	20.40	27.40	26.60	7.50	5.95	3.28	2.52
RHP14342B21S	TMLE100C16MP11	21.00	XAF/XAUC60G	2	1475.00	40.50	30.40		10.50	40.50	26.60	7.50	5.95	3.50	2.52
RHP14342B21S	TMLE100C16MP11	21.00	XAHC48F	1	825.00	33.80	22.80	14.30	20.45	28.00	26.20	7.50	5.95	3.16	2.40
RHP14342B21S	TMLE100C16MP11	21.00	XAHC48F	2	1450.00	40.50	30.20		10.50	42.00	26.20	7.50	5.95	3.48	2.40
RHP14342B21S	TMLE100C16MP11	21.00	XAHC60G	1	975.00	34.20	24.00	14.30	20.40	28.00	26.40	7.50	5.90	3.40	2.52
RHP14342B21S	TMLE100C16MP11	21.00	XAHC60G	2	1475.00	40.50	30.20		11.00	41.00	26.40	7.50	5.90	3.56	2.52
RHP14342B21S	TMLE120C16MP11	21.00	XAF/XAUC60G	1	825.00	33.80	22.60	14.30	20.40	27.40	26.40	7.50	5.95	3.26	2.52
RHP14342B21S	TMLE120C16MP11	21.00	XAF/XAUC60G	2	1475.00	40.50	30.40		10.50	40.50	26.40	7.50	5.95	3.50	2.52
RHP14342B21S	TMLE120C16MP11	21.00	XAHC48F	1	850.00	33.80	23.00	14.30	20.55	28.00	26.00	7.50	5.95	3.20	2.40
RHP14342B21S	TMLE120C16MP11	21.00	XAHC48F	2	1450.00	40.50	30.20		11.00	42.00	26.00	7.50	5.95	3.48	2.40
RHP14342B21S	TMLE120C16MP11	21.00	XAHC60G	1	875.00	33.60	23.00	14.30	20.55	27.60	26.40	7.50	5.85	3.32	2.52
RHP14342B21S	TMLE120C16MP11	21.00	XAHC60G	2	1475.00	40.50	30.20		11.00	41.00	26.40	7.50	5.85	3.58	2.52

# Furnace capacity 4 ton

**Table 10: Furnace capacity 4 ton**

Unit model	Furnace model	Width	Coil Model	Stage	Rated CFM	NetCool	SensCool	SEER	EER	Net47	Net17	Hspflv	HspFV	Cop47	Cop17
RHP14348B21S	TL8E080C16UH11	21.00	XAFC60H	1	950.00	40.50	27.20	14.30	19.80	32.20	30.00	7.50	5.95	3.48	2.60
RHP14348B21S	TL8E080C16UH11	21.00	XAFC60H	2	1450.00	46.00	32.60		11.00	45.50	30.00	7.50	5.95	3.60	2.60
RHP14348B21S	TL8E080C16UH11	21.00	XAHC60H	1	975.00	40.50	27.20	14.30	19.95	32.40	30.00	7.50	5.95	3.50	2.60
RHP14348B21S	TL8E080C16UH11	21.00	XAHC60H	2	1450.00	46.00	32.60		11.00	45.50	30.00	7.50	5.95	3.60	2.60
RHP14348B21S	TL8E100C20UH11	21.00	XAFC60H	1	1050.00	41.00	28.20	14.30	20.00	32.60	29.60	7.50	5.90	3.58	2.62
RHP14348B21S	TL8E100C20UH11	21.00	XAFC60H	2	1500.00	46.50	33.20		11.00	45.50	29.60	7.50	5.90	3.66	2.62
RHP14348B21S	TL8E100C20UH11	21.00	XAHC60H	1	1075.00	41.00	28.20	14.30	20.10	32.80	29.60	7.50	5.90	3.60	2.62
RHP14348B21S	TL8E100C20UH11	21.00	XAHC60H	2	1500.00	46.50	33.40		11.00	45.50	29.60	7.50	5.90	3.66	2.62
RHP14348B21S	TL9E080C16UH11	21.00	XAFC60H	1	900.00	40.00	26.40	14.30	19.75	32.00	30.20	7.50	6.00	3.42	2.56
RHP14348B21S	TL9E080C16UH11	21.00	XAFC60H	2	1475.00	46.00	32.60		10.50	46.00	30.20	7.50	6.00	3.56	2.56
RHP14348B21S	TL9E080C16UH11	21.00	XAHC60H	1	950.00	40.50	27.20	14.30	20.00	32.20	30.20	7.50	5.95	3.50	2.56
RHP14348B21S	TL9E080C16UH11	21.00	XAHC60H	2	1500.00	46.00	33.00		10.50	46.00	30.20	7.50	5.95	3.58	2.56
RHP14348B21S	TL9E100C20UH11	21.00	XAFC60H	1	1100.00	41.00	28.40	14.30	19.70	33.00	29.80	7.50	5.90	3.60	2.60
RHP14348B21S	TL9E100C20UH11	21.00	XAFC60H	2	1475.00	46.50	33.20		11.00	45.50	29.80	7.50	5.90	3.64	2.60
RHP14348B21S	TL9E100C20UH11	21.00	XAHC60H	1	1125.00	41.50	29.00	14.30	19.80	33.00	29.80	7.50	5.90	3.62	2.62
RHP14348B21S	TL9E100C20UH11	21.00	XAHC60H	2	1500.00	46.50	33.20		11.00	45.50	29.80	7.50	5.90	3.64	2.62
RHP14348B21S	TM8E080C16MP11	21.00	XAFC60H	1	1075.00	41.00	28.20	14.30	19.55	33.00	30.00	7.50	5.90	3.56	2.60
RHP14348B21S	TM8E080C16MP11	21.00	XAFC60H	2	1475.00	46.00	32.80		11.00	45.50	30.00	7.50	5.90	3.60	2.60
RHP14348B21S	TM8E080C16MP11	21.00	XAHC60H	1	900.00	40.00	26.40	14.30	20.25	32.00	29.80	7.50	5.95	3.46	2.60
RHP14348B21S	TM8E080C16MP11	21.00	XAHC60H	2	1475.00	46.50	33.20		11.00	45.50	29.80	7.50	5.95	3.60	2.60
RHP14348B21S	TM8E080C20MP11	21.00	XAFC60H	1	1275.00	42.00	30.20	14.30	19.75	33.80	30.40	7.50	5.95	3.76	2.54
RHP14348B21S	TM8E080C20MP11	21.00	XAFC60H	2	1725.00	47.00	35.20		10.50	46.50	30.40	7.50	5.95	3.60	2.54
RHP14348B21S	TM8E080C20MP11	21.00	XAHC60H	1	1275.00	42.00	30.20	14.30	19.80	33.80	30.40	7.50	5.95	3.76	2.54
RHP14348B21S	TM8E080C20MP11	21.00	XAHC60H	2	1725.00	47.00	35.20		10.50	46.50	30.40	7.50	5.95	3.60	2.54
RHP14348B21S	TM8E100C16MP11	21.00	XAFC60H	1	825.00	39.50	25.60	14.30	20.00	31.60	30.00	7.50	5.95	3.38	2.60
RHP14348B21S	TM8E100C16MP11	21.00	XAFC60H	2	1475.00	46.50	33.20		11.00	45.50	30.00	7.50	5.95	3.60	2.60
RHP14348B21S	TM8E100C16MP11	21.00	XAHC60H	1	1000.00	40.50	27.40	14.30	20.05	32.40	29.80	7.50	5.95	3.54	2.60
RHP14348B21S	TM8E100C16MP11	21.00	XAHC60H	2	1475.00	46.50	33.20		11.00	45.50	29.80	7.50	5.95	3.62	2.60
RHP14348B21S	TM8E100C20MP11	21.00	XAFC60H	1	1175.00	41.50	29.20	14.30	19.30	33.40	29.60	7.50	5.85	3.62	2.64
RHP14348B21S	TM8E100C20MP11	21.00	XAFC60H	2	1400.00	46.50	32.60		11.00	45.00	29.60	7.50	5.85	3.64	2.64
RHP14348B21S	TM8E100C20MP11	21.00	XAHC60H	1	1275.00	42.00	30.20	14.30	19.80	33.80	30.40	7.50	5.95	3.76	2.54
RHP14348B21S	TM8E100C20MP11	21.00	XAHC60H	2	1725.00	47.00	35.20		10.50	46.50	30.40	7.50	5.95	3.62	2.54
RHP14348B21S	TM8E120C16MP11	21.00	XAFC60H	1	850.00	40.00	26.00	14.30	20.05	31.80	29.80	7.50	5.95	3.42	2.60
RHP14348B21S	TM8E120C16MP11	21.00	XAFC60H	2	1475.00	46.50	33.20		11.00	45.50	29.80	7.50	5.95	3.62	2.60
RHP14348B21S	TM8E120C16MP11	21.00	XAHC60H	1	900.00	40.00	26.40	14.30	20.30	32.00	29.80	7.50	5.95	3.46	2.60
RHP14348B21S	TM8E120C16MP11	21.00	XAHC60H	2	1500.00	46.50	33.20		11.00	45.50	29.80	7.50	5.95	3.62	2.60
RHP14348B21S	TM8E120C20MP11	21.00	XAFC60H	1	1250.00	42.00	30.00	14.30	19.50	33.80	30.00	7.50	5.90	3.72	2.58
RHP14348B21S	TM8E120C20MP11	21.00	XAFC60H	2	1650.00	47.00	34.60		11.00	46.00	30.00	7.50	5.90	3.66	2.58
RHP14348B21S	TM8E120C20MP11	21.00	XAHC60H	1	1275.00	42.00	30.20	14.30	19.60	33.80	30.00	7.50	5.90	3.74	2.60
RHP14348B21S	TM8E120C20MP11	21.00	XAHC60H	2	1650.00	47.00	34.60		11.00	46.00	30.00	7.50	5.90	3.66	2.60
RHP14348B21S	TM8E130D20MP11	24.50	XAF/XAUD60H	1	1200.00	41.50	29.40	14.30	19.25	33.60	29.80	7.50	5.90	3.64	2.62
RHP14348B21S	TM8E130D20MP11	24.50	XAF/XAUD60H	2	1500.00	46.50	33.20		11.00	45.50	29.80	7.50	5.90	3.66	2.62
RHP14348B21S	TM8E130D20MP11	24.50	XAUD60H	1	1200.00	41.50	29.40	14.30	19.30	33.60	29.80	7.50	5.90	3.64	2.62
RHP14348B21S	TM8E130D20MP11	24.50	XAUD60H	2	1500.00	46.50	33.20		11.00	45.50	29.80	7.50	5.90	3.64	2.62
RHP14348B21S	TM8Y080C16MP11	21.00	XAFC60H	1	975.00	40.50	27.20	14.30	19.80	32.40	29.80	7.50	5.95	3.50	2.60
RHP14348B21S	TM8Y080C16MP11	21.00	XAFC60H	2	1425.00	46.00	32.40		11.00	45.50	29.80	7.50	5.95	3.60	2.60
RHP14348B21S	TM8Y080C16MP11	21.00	XAHC60H	1	1025.00	40.50	27.40	14.30	20.00	32.60	29.80	7.50	5.90	3.56	2.60
RHP14348B21S	TM8Y080C16MP11	21.00	XAHC60H	2	1425.00	46.00	32.40		11.00	45.50	29.80	7.50	5.90	3.60	2.60
RHP14348B21S	TM8Y100C16MP11	21.00	XAFC60H	1	975.00	40.50	27.20	14.30	19.80	32.40	29.80	7.50	5.95	3.50	2.60
RHP14348B21S	TM8Y100C16MP11	21.00	XAFC60H	2	1425.00	46.00	32.40		11.00	45.50	29.80	7.50	5.95	3.60	2.60
RHP14348B21S	TM8Y100C16MP11	21.00	XAHC60H	1	1025.00	40.50	27.40	14.30	20.00	32.60	29.80	7.50	5.90	3.56	2.60
RHP14348B21S	TM8Y100C16MP11	21.00	XAHC60H	2	1425.00	46.00	32.40		11.00	45.50	29.80	7.50	5.90	3.60	2.60
RHP14348B21S	TM8Y100C20MP11	21.00	XAFC60H	1	1000.00	40.50	27.40	14.30	19.90	32.40	29.60	7.50	5.90	3.52	2.64
RHP14348B21S	TM8Y100C20MP11	21.00	XAFC60H	2	1400.00	46.50	32.60		11.00	45.00	29.60	7.50	5.90	3.64	2.64
RHP14348B21S	TM8Y100C20MP11	21.00	XAHC60H	1	1000.00	40.50	27.40	14.30	19.90	32.40	29.40	7.50	5.90	3.52	2.66
RHP14348B21S	TM8Y100C20MP11	21.00	XAHC60H	2	1250.00	46.00	31.40		11.00	44.50	29.40	7.50	5.90	3.64	2.66
RHP14348B21S	TM8Y120C20MP11	21.00	XAFC60H	1	1000.00	40.50	27.40	14.30	19.90	32.40	29.60	7.50	5.90	3.52	2.64
RHP14348B21S	TM8Y120C20MP11	21.00	XAFC60H	2	1400.00	46.50	32.60		11.00	45.00	29.60	7.50	5.90	3.64	2.64
RHP14348B21S	TM8Y120C20MP11	21.00	XAHC60H	1	1000.00	40.50	27.40	14.30	19.90	32.40	29.40	7.50	5.90	3.52	2.66
RHP14348B21S	TM8Y120C20MP11	21.00	XAHC60H	2	1250.00	46.00	31.40		11.00	44.50	29.40	7.50	5.90	3.64	2.66

**Table 10: Furnace capacity 4 ton**

Unit model	Furnace model	Width	Coil Model	Stage	Rated CFM	NetCool	SensCool	SEER	EER	Net47	Net17	Hsp17v	Hsp17c	Cop47	Cop17
RHP14348B21S	TM9E080C16MP12	21.00	XAFC60H	1	800.00	39.50	25.40	14.30	20.00	31.60	30.00	7.50	6.00	3.36	2.58
RHP14348B21S	TM9E080C16MP12	21.00	XAFC60H	2	1450.00	46.00	32.60		11.00	45.50	30.00	7.50	6.00	3.56	2.58
RHP14348B21S	TM9E080C16MP12	21.00	XAHC60H	1	950.00	40.50	27.20	14.30	19.90	32.20	30.00	7.50	5.95	3.48	2.56
RHP14348B21S	TM9E080C16MP12	21.00	XAHC60H	2	1450.00	46.00	32.40		11.00	45.50	30.00	7.50	5.95	3.56	2.56
RHP14348B21S	TM9E080C20MP12	21.00	XAFC60H	1	1225.00	42.00	30.00	14.30	19.65	33.60	30.20	7.50	5.90	3.70	2.56
RHP14348B21S	TM9E080C20MP12	21.00	XAFC60H	2	1750.00	47.00	35.40		11.00	46.50	30.20	7.50	5.90	3.64	2.56
RHP14348B21S	TM9E080C20MP12	21.00	XAHC60H	1	1225.00	42.00	30.00	14.30	19.70	33.60	30.00	7.50	5.90	3.70	2.58
RHP14348B21S	TM9E080C20MP12	21.00	XAHC60H	2	1650.00	47.00	34.60		11.00	46.00	30.00	7.50	5.90	3.66	2.58
RHP14348B21S	TM9E100C16MP12	21.00	XAFC60H	1	825.00	39.50	25.60	14.30	20.00	31.60	30.20	7.50	6.00	3.38	2.56
RHP14348B21S	TM9E100C16MP12	21.00	XAFC60H	2	1500.00	46.00	33.00		10.50	46.00	30.20	7.50	6.00	3.58	2.56
RHP14348B21S	TM9E100C16MP12	21.00	XAHC60H	1	975.00	40.50	27.20	14.30	19.90	32.40	30.00	7.50	5.95	3.50	2.56
RHP14348B21S	TM9E100C16MP12	21.00	XAHC60H	2	1500.00	46.00	33.00		11.00	46.00	30.00	7.50	5.95	3.58	2.56
RHP14348B21S	TM9E100C20MP12	21.00	XAFC60H	1	1175.00	41.50	29.20	14.30	19.55	33.40	30.00	7.50	5.90	3.66	2.60
RHP14348B21S	TM9E100C20MP12	21.00	XAFC60H	2	1600.00	46.50	34.00		11.00	46.00	30.00	7.50	5.90	3.64	2.60
RHP14348B21S	TM9E100C20MP12	21.00	XAHC60H	1	1200.00	41.50	29.40	14.30	19.65	33.40	30.00	7.50	5.90	3.68	2.60
RHP14348B21S	TM9E100C20MP12	21.00	XAHC60H	2	1600.00	46.50	34.00		11.00	46.00	30.00	7.50	5.90	3.64	2.60
RHP14348B21S	TM9E120D20MP12	24.50	XAF/XAUD60H	1	1225.00	41.50	29.40	14.30	19.45	33.60	30.40	7.50	5.95	3.68	2.54
RHP14348B21S	TM9E120D20MP12	24.50	XAF/XAUD60H	2	1650.00	46.50	34.20		10.50	46.50	30.40	7.50	5.95	3.58	2.54
RHP14348B21S	TM9E120D20MP12	24.50	XAHD60H	1	1225.00	41.50	29.40	14.30	19.45	33.60	30.40	7.50	5.95	3.68	2.54
RHP14348B21S	TM9E120D20MP12	24.50	XAHD60H	2	1625.00	46.50	34.20		10.50	46.50	30.40	7.50	5.95	3.58	2.54
RHP14348B21S	TM9Y080C16MP11	21.00	XAFC60H	1	950.00	40.00	26.60	14.30	19.40	32.40	29.80	7.50	5.95	3.44	2.60
RHP14348B21S	TM9Y080C16MP11	21.00	XAFC60H	2	1275.00	45.50	31.00		11.00	45.00	29.80	7.50	5.95	3.54	2.60
RHP14348B21S	TM9Y080C16MP11	21.00	XAHC60H	1	975.00	40.50	27.20	14.30	19.55	32.40	29.80	7.50	5.95	3.48	2.60
RHP14348B21S	TM9Y080C16MP11	21.00	XAHC60H	2	1300.00	45.50	31.20		11.00	45.00	29.80	7.50	5.95	3.56	2.60
RHP14348B21S	TM9Y100C16MP11	21.00	XAFC60H	1	950.00	40.00	26.60	14.30	19.50	32.40	29.80	7.50	5.95	3.46	2.60
RHP14348B21S	TM9Y100C16MP11	21.00	XAFC60H	2	1275.00	45.50	31.00		11.00	45.00	29.80	7.50	5.95	3.56	2.60
RHP14348B21S	TM9Y100C16MP11	21.00	XAHC60H	1	975.00	40.50	27.20	14.30	19.65	32.40	29.80	7.50	5.95	3.48	2.62
RHP14348B21S	TM9Y100C16MP11	21.00	XAHC60H	2	1300.00	46.00	31.60		11.00	45.00	29.80	7.50	5.95	3.58	2.62
RHP14348B21S	TM9Y100C20MP11	21.00	XAFC60H	1	1175.00	41.50	29.20	14.30	19.30	33.40	30.40	7.50	5.95	3.64	2.54
RHP14348B21S	TM9Y100C20MP11	21.00	XAFC60H	2	1575.00	46.50	33.80		10.50	46.00	30.40	7.50	5.95	3.56	2.54
RHP14348B21S	TM9Y100C20MP11	21.00	XAHC60H	1	1200.00	41.50	29.40	14.30	19.45	33.60	30.40	7.50	5.95	3.66	2.54
RHP14348B21S	TM9Y100C20MP11	21.00	XAHC60H	2	1600.00	46.50	33.80		10.50	46.00	30.40	7.50	5.95	3.58	2.54
RHP14348B21S	TM9Y120D20MP11	24.50	XAF/XAUD60H	1	975.00	40.50	27.20	14.30	20.05	32.40	30.40	7.50	6.00	3.52	2.54
RHP14348B21S	TM9Y120D20MP11	24.50	XAF/XAUD60H	2	1675.00	46.50	34.40		10.50	46.50	30.40	7.50	6.00	3.60	2.54
RHP14348B21S	TM9Y120D20MP11	24.50	XAHD60H	1	975.00	40.50	27.20	14.30	20.10	32.40	30.40	7.50	6.00	3.52	2.54
RHP14348B21S	TM9Y120D20MP11	24.50	XAHD60H	2	1675.00	46.50	34.40		10.50	46.50	30.40	7.50	6.00	3.60	2.54
RHP14348B21S	TMLE080C16MP11	21.00	XAFC60H	1	1075.00	41.00	28.20	14.30	19.55	33.00	30.00	7.50	5.90	3.56	2.60
RHP14348B21S	TMLE080C16MP11	21.00	XAFC60H	2	1475.00	46.00	32.80		11.00	45.50	30.00	7.50	5.90	3.60	2.60
RHP14348B21S	TMLE080C16MP11	21.00	XAHC60H	1	900.00	40.00	26.40	14.30	20.25	32.00	29.80	7.50	5.95	3.46	2.60
RHP14348B21S	TMLE080C16MP11	21.00	XAHC60H	2	1475.00	46.50	33.20		11.00	45.50	29.80	7.50	5.95	3.60	2.60
RHP14348B21S	TMLE080C20MP11	21.00	XAFC60H	1	1275.00	42.00	30.20	14.30	19.75	33.80	30.40	7.50	5.95	3.76	2.54
RHP14348B21S	TMLE080C20MP11	21.00	XAFC60H	2	1725.00	47.00	35.20		10.50	46.50	30.40	7.50	5.95	3.60	2.54
RHP14348B21S	TMLE080C20MP11	21.00	XAHC60H	1	1275.00	42.00	30.20	14.30	19.80	33.80	30.40	7.50	5.95	3.76	2.54
RHP14348B21S	TMLE080C20MP11	21.00	XAHC60H	2	1725.00	47.00	35.20		11.00	45.50	29.80	7.50	5.95	3.62	2.60
RHP14348B21S	TMLE100C16MP11	21.00	XAFC60H	1	825.00	39.50	25.60	14.30	20.00	31.60	30.00	7.50	5.95	3.38	2.60
RHP14348B21S	TMLE100C16MP11	21.00	XAFC60H	2	1475.00	46.50	33.20		11.00	45.50	30.00	7.50	5.95	3.60	2.60
RHP14348B21S	TMLE100C16MP11	21.00	XAHC60H	1	1000.00	40.50	27.40	14.30	20.05	32.40	29.80	7.50	5.95	3.54	2.60
RHP14348B21S	TMLE100C16MP11	21.00	XAHC60H	2	1475.00	46.50	33.20		11.00	45.50	29.80	7.50	5.95	3.62	2.60
RHP14348B21S	TMLE100C20MP11	21.00	XAFC60H	1	1175.00	41.50	29.20	14.30	19.30	33.40	29.60	7.50	5.85	3.62	2.64
RHP14348B21S	TMLE100C20MP11	21.00	XAFC60H	2	1400.00	46.50	32.60		11.00	45.00	29.60	7.50	5.85	3.64	2.64
RHP14348B21S	TMLE100C20MP11	21.00	XAHC60H	1	1275.00	42.00	30.20	14.30	19.80	33.80	30.40	7.50	5.95	3.76	2.54
RHP14348B21S	TMLE100C20MP11	21.00	XAHC60H	2	1725.00	47.00	35.20		10.50	46.50	30.40	7.50	5.95	3.62	2.54
RHP14348B21S	TMLE120C16MP11	21.00	XAFC60H	1	850.00	40.00	26.00	14.30	20.05	31.80	29.80	7.50	5.95	3.42	2.60
RHP14348B21S	TMLE120C16MP11	21.00	XAFC60H	2	1475.00	46.50	33.20		11.00	45.50	29.80	7.50	5.95	3.62	2.60
RHP14348B21S	TMLE120C16MP11	21.00	XAHC60H	1	900.00	40.00	26.40	14.30	20.30	32.00	29.80	7.50	5.95	3.46	2.60
RHP14348B21S	TMLE120C16MP11	21.00	XAHC60H	2	1500.00	46.50	33.20		11.00	45.50	29.80	7.50	5.95	3.62	2.60
RHP14348B21S	TMLE120C20MP11	21.00	XAFC60H	1	1250.00	42.00	30.00	14.30	19.50	33.80	30.00	7.50	5.90	3.72	2.58
RHP14348B21S	TMLE120C20MP11	21.00	XAFC60H	2	1650.00	47.00	34.60		11.00	46.00	30.00	7.50	5.90	3.66	2.58
RHP14348B21S	TMLE120C20MP11	21.00	XAHC60H	1	1275.00	42.00	30.20	14.30	19.60	33.80	30.00	7.50	5.90	3.74	2.60
RHP14348B21S	TMLE120C20MP11	21.00	XAHC60H	2	1650.00	47.00	34.60		11.00	46.00	30.00	7.50	5.90	3.66	2.60
RHP14348B21S	TMLE130D20MP11	24.50	XAF/XAUD60H	1	1200.00	41.50	29.40	14.30	19.25	33.60	29.80	7.50	5.90	3.64	2.62
RHP14348B21S	TMLE130D20MP11	24.50	XAF/XAUD60H	2	1500.00	46.50	33.20		11.00	45.50	29.80	7.50	5.90	3.66	2.62
RHP14348B21S	TMLE130D20MP11	24.50	XAHD60H	1	1200.00	41.50	29.40	14.30	19.30	33.60	29.80	7.50	5.90	3.64	2.62
RHP14348B21S	TMLE130D20MP11	24.50	XAHD60H	2	1500.00	46.50	33.20		11.00	45.50	29.80	7.50	5.90	3.64	2.62

# Furnace capacity 5 ton

**Table 11: Furnace capacity 5 ton**

Unit model	Furnace model	Width	Coil Model	Stage	Rated CFM	NetCool	SensCool	SEER	EER	Net47	Net17	Hspflv	HspFV	Cop47	Cop17
RHP14360B21S	TL8E100C20UH11	21.00	XAFC60H	1	1050.00	46.50	30.20	14.30	19.90	38.00	34.60	7.50	5.70	3.40	2.64
RHP14360B21S	TL8E100C20UH11	21.00	XAFC60H	2	1500.00	53.00	35.80		11.00	53.00	34.60	7.50	5.70	3.60	2.64
RHP14360B21S	TL8E100C20UH11	21.00	XAFC60H	1	1050.00	46.50	30.20	14.30	19.90	38.00	34.60	7.50	5.70	3.40	2.64
RHP14360B21S	TL8E100C20UH11	21.00	XAFC60H	2	1500.00	53.00	35.80		11.00	53.00	34.60	7.50	5.70	3.60	2.64
RHP14360B21S	TL8E100C20UH11	21.00	XAHC60H	1	1075.00	48.00	32.00	14.30	20.35	38.00	34.60	7.50	5.70	3.42	2.62
RHP14360B21S	TL8E100C20UH11	21.00	XAHC60H	2	1500.00	54.50	38.50		11.00	54.50	34.60	7.50	5.70	3.66	2.62
RHP14360B21S	TL8E100C20UH11	21.00	XAHC60H	1	1075.00	48.00	32.00	14.30	20.35	38.00	34.60	7.50	5.70	3.42	2.62
RHP14360B21S	TL8E100C20UH11	21.00	XAHC60H	2	1500.00	54.50	38.50		11.00	54.50	34.60	7.50	5.70	3.66	2.62
RHP14360B21S	TL9E100C20UH11	21.00	XAHC60H	1	1125.00	48.00	32.40	14.30	20.15	38.50	34.60	7.50	5.70	3.46	2.60
RHP14360B21S	TL9E100C20UH11	21.00	XAHC60H	2	1500.00	54.50	38.50		11.00	54.50	34.60	7.50	5.70	3.64	2.60
RHP14360B21S	TL9E100C20UH11	21.00	XAHC60H	1	1125.00	48.00	32.40	14.30	20.15	38.50	34.60	7.50	5.70	3.46	2.60
RHP14360B21S	TL9E100C20UH11	21.00	XAHC60H	2	1500.00	54.50	38.50		11.00	54.50	34.60	7.50	5.70	3.64	2.60
RHP14360B21S	TM8E080C20MP11	21.00	XAFC60H	1	1275.00	48.50	33.40	14.30	19.95	39.50	35.80	7.50	5.65	3.62	2.60
RHP14360B21S	TM8E080C20MP11	21.00	XAFC60H	2	1725.00	54.00	38.00		10.50	54.50	35.80	7.50	5.65	3.56	2.60
RHP14360B21S	TM8E080C20MP11	21.00	XAFC60H	1	1275.00	48.50	33.40	14.30	19.95	39.50	35.80	7.50	5.65	3.62	2.60
RHP14360B21S	TM8E080C20MP11	21.00	XAFC60H	2	1725.00	54.00	38.00		10.50	54.50	35.80	7.50	5.65	3.56	2.60
RHP14360B21S	TM8E080C20MP11	21.00	XAHC60H	1	1275.00	49.00	34.40	14.30	20.20	39.50	36.00	7.50	5.65	3.62	2.60
RHP14360B21S	TM8E080C20MP11	21.00	XAHC60H	2	1725.00	55.00	40.50		10.50	55.50	36.00	7.50	5.65	3.64	2.60
RHP14360B21S	TM8E080C20MP11	21.00	XAHC60H	1	1275.00	49.00	34.40	14.30	20.20	39.50	36.00	7.50	5.65	3.62	2.60
RHP14360B21S	TM8E080C20MP11	21.00	XAHC60H	2	1725.00	55.00	40.50		10.50	55.50	36.00	7.50	5.65	3.64	2.60
RHP14360B21S	TM8E100C20MP11	21.00	XAFC60H	1	1250.00	48.00	32.60	14.30	19.90	39.50	35.80	7.50	5.60	3.58	2.60
RHP14360B21S	TM8E100C20MP11	21.00	XAFC60H	2	1725.00	54.00	38.00		10.50	54.50	35.80	7.50	5.60	3.56	2.60
RHP14360B21S	TM8E100C20MP11	21.00	XAHC60H	1	1275.00	49.00	34.40	14.30	20.15	39.50	36.00	7.50	5.55	3.62	2.60
RHP14360B21S	TM8E100C20MP11	21.00	XAHC60H	2	1725.00	55.00	41.00		10.50	55.50	36.00	7.50	5.55	3.64	2.60
RHP14360B21S	TM8E100C20MP11	21.00	XAHC60H	1	1275.00	49.00	34.40	14.30	20.15	39.50	36.00	7.50	5.55	3.62	2.60
RHP14360B21S	TM8E100C20MP11	21.00	XAHC60H	2	1725.00	55.00	41.00		10.50	55.50	36.00	7.50	5.55	3.64	2.60
RHP14360B21S	TM8E120C20MP11	21.00	XAFC60H	1	1300.00	48.50	33.40	14.30	19.90	39.50	35.60	7.50	5.65	3.64	2.60
RHP14360B21S	TM8E120C20MP11	21.00	XAFC60H	2	1700.00	54.00	38.00		10.50	54.50	35.60	7.50	5.65	3.56	2.60
RHP14360B21S	TM8E120C20MP11	21.00	XAHC60H	1	1300.00	49.50	35.00	14.30	20.05	39.50	35.80	7.50	5.65	3.64	2.60
RHP14360B21S	TM8E120C20MP11	21.00	XAHC60H	2	1700.00	55.00	40.00		10.50	55.50	35.80	7.50	5.65	3.62	2.60
RHP14360B21S	TM8E120C20MP11	21.00	XAHC60H	1	1300.00	49.50	35.00	14.30	20.05	39.50	35.80	7.50	5.65	3.64	2.60
RHP14360B21S	TM8E120C20MP11	21.00	XAHC60H	2	1700.00	55.00	40.00		10.50	55.50	35.80	7.50	5.65	3.62	2.60
RHP14360B21S	TM8E130D20MP11	24.50	XAF/XAUD60H	1	1275.00	48.50	33.40	14.30	19.85	39.50	35.80	7.50	5.55	3.60	2.62
RHP14360B21S	TM8E130D20MP11	24.50	XAF/XAUD60H	2	1800.00	54.50	39.00		11.00	54.50	35.80	7.50	5.55	3.60	2.62
RHP14360B21S	TM8E130D20MP11	24.50	XAF/XAUD60H	1	1275.00	48.50	33.40	14.30	19.85	39.50	35.80	7.50	5.55	3.60	2.62
RHP14360B21S	TM8E130D20MP11	24.50	XAFD60J	1	1275.00	48.50	33.40	14.30	19.85	39.50	35.60	7.50	5.55	3.60	2.64
RHP14360B21S	TM8E130D20MP11	24.50	XAFD60J	2	1775.00	54.50	39.00		11.00	54.00	35.60	7.50	5.55	3.64	2.64
RHP14360B21S	TM8E130D20MP11	24.50	XAUD60H	1	1275.00	49.00	34.40	14.30	20.00	39.50	36.00	7.50	5.55	3.60	2.62
RHP14360B21S	TM8E130D20MP11	24.50	XAUD60H	2	1775.00	56.00	41.50		11.00	55.50	36.00	7.50	5.55	3.68	2.62
RHP14360B21S	TM8E130D20MP11	24.50	XAUD60H	1	1275.00	49.00	34.40	14.30	20.00	39.50	36.00	7.50	5.55	3.60	2.62
RHP14360B21S	TM8E130D20MP11	24.50	XAUD60H	2	1775.00	56.00	41.50		11.00	55.50	36.00	7.50	5.55	3.68	2.62
RHP14360B21S	TM8E130D20MP11	24.50	XAUD60J	1	1275.00	49.00	34.40	14.30	20.00	39.50	35.60	7.50	5.50	3.60	2.66
RHP14360B21S	TM8E130D20MP11	24.50	XAUD60J	2	1750.00	56.00	41.50		11.00	55.50	35.60	7.50	5.50	3.72	2.66
RHP14360B21S	TM8Y100C20MP11	21.00	XAFC60H	1	1225.00	48.00	32.60	14.30	19.90	39.00	35.60	7.50	5.65	3.56	2.60
RHP14360B21S	TM8Y100C20MP11	21.00	XAFC60H	2	1725.00	54.00	38.00		10.50	54.50	35.60	7.50	5.65	3.58	2.60
RHP14360B21S	TM8Y100C20MP11	21.00	XAHC60H	1	1075.00	48.00	32.00	14.30	20.55	38.00	35.80	7.50	5.65	3.44	2.60
RHP14360B21S	TM8Y100C20MP11	21.00	XAHC60H	2	1725.00	55.00	40.50		10.50	55.50	35.80	7.50	5.65	3.64	2.60
RHP14360B21S	TM8Y100C20MP11	21.00	XAHC60H	1	1075.00	48.00	32.00	14.30	20.55	38.00	35.80	7.50	5.65	3.44	2.60
RHP14360B21S	TM8Y100C20MP11	21.00	XAHC60H	2	1725.00	55.00	40.50		10.50	55.50	35.80	7.50	5.65	3.64	2.60
RHP14360B21S	TM8Y120C20MP11	21.00	XAFC60H	1	1225.00	48.00	32.60	14.30	19.90	39.00	35.60	7.50	5.65	3.56	2.60
RHP14360B21S	TM8Y120C20MP11	21.00	XAFC60H	2	1725.00	54.00	38.00		10.50	54.50	35.60	7.50	5.65	3.58	2.60
RHP14360B21S	TM8Y120C20MP11	21.00	XAFC60H	1	1225.00	48.00	32.60	14.30	19.90	39.00	35.60	7.50	5.65	3.56	2.60
RHP14360B21S	TM8Y120C20MP11	21.00	XAFC60H	2	1725.00	54.00	38.00		10.50	54.50	35.60	7.50	5.65	3.58	2.60



**Table 11: Furnace capacity 5 ton**

Unit model	Furnace model	Width	Coil Model	Stage	Rated CFM	NetCool	SensCool	SEER	EER	Net47	Net17	Hsp1fv	Hsp1fv	Cop47	Cop17
RHP14360B21S	TM8Y120C20MP11	21.00	XAHC60H	1	1075.00	48.00	32.00	14.30	20.55	38.00	35.80	7.50	5.65	3.44	2.60
RHP14360B21S	TM8Y120C20MP11	21.00	XAHC60H	2	1725.00	55.00	40.50		10.50	55.50	35.80	7.50	5.65	3.64	2.60
RHP14360B21S	TM8Y120C20MP11	21.00	XAHC60H	1	1075.00	48.00	32.00	14.30	20.55	38.00	35.80	7.50	5.65	3.44	2.60
RHP14360B21S	TM8Y120C20MP11	21.00	XAHC60H	2	1725.00	55.00	40.50		10.50	55.50	35.80	7.50	5.65	3.64	2.60
RHP14360B21S	TM9E080C20MP12	21.00	XAFC60H	1	1225.00	48.00	32.60	14.30	19.85	39.00	35.60	7.50	5.60	3.56	2.62
RHP14360B21S	TM9E080C20MP12	21.00	XAFC60H	2	1750.00	54.00	38.50		11.00	54.50	35.60	7.50	5.60	3.60	2.62
RHP14360B21S	TM9E080C20MP12	21.00	XAFC60H	1	1225.00	48.00	32.60	14.30	19.85	39.00	35.60	7.50	5.60	3.56	2.62
RHP14360B21S	TM9E080C20MP12	21.00	XAFC60H	2	1750.00	54.00	38.50		11.00	54.50	35.60	7.50	5.60	3.60	2.62
RHP14360B21S	TM9E080C20MP12	21.00	XAFC60H	1	1250.00	49.00	34.20	14.30	20.15	39.00	36.00	7.50	5.55	3.60	2.62
RHP14360B21S	TM9E080C20MP12	21.00	XAFC60H	2	1750.00	55.50	41.00		10.50	55.50	36.00	7.50	5.55	3.66	2.62
RHP14360B21S	TM9E080C20MP12	21.00	XAHC60H	1	1250.00	49.00	34.20	14.30	20.15	39.00	36.00	7.50	5.55	3.60	2.62
RHP14360B21S	TM9E080C20MP12	21.00	XAHC60H	2	1750.00	55.50	41.00		10.50	55.50	36.00	7.50	5.55	3.66	2.62
RHP14360B21S	TM9E100C20MP12	21.00	XAFC60H	1	1225.00	48.00	32.60	14.30	19.90	39.00	35.60	7.50	5.60	3.56	2.60
RHP14360B21S	TM9E100C20MP12	21.00	XAFC60H	2	1725.00	54.00	38.00		11.00	54.50	35.60	7.50	5.60	3.58	2.60
RHP14360B21S	TM9E100C20MP12	21.00	XAFC60H	1	1225.00	48.00	32.60	14.30	19.90	39.00	35.60	7.50	5.60	3.56	2.60
RHP14360B21S	TM9E100C20MP12	21.00	XAFC60H	2	1725.00	54.00	38.00		11.00	54.50	35.60	7.50	5.60	3.58	2.60
RHP14360B21S	TM9E100C20MP12	21.00	XAHC60H	1	1250.00	49.00	34.20	14.30	20.20	39.00	35.80	7.50	5.55	3.60	2.60
RHP14360B21S	TM9E100C20MP12	21.00	XAHC60H	2	1725.00	55.50	41.00		10.50	55.50	35.80	7.50	5.55	3.66	2.60
RHP14360B21S	TM9E100C20MP12	21.00	XAHC60H	1	1250.00	49.00	34.20	14.30	20.20	39.00	35.80	7.50	5.55	3.60	2.60
RHP14360B21S	TM9E100C20MP12	21.00	XAHC60H	2	1725.00	55.50	41.00		10.50	55.50	35.80	7.50	5.55	3.66	2.60
RHP14360B21S	TM9E120D20MP12	24.50	XAF/XAUD60H	1	1225.00	48.00	32.60	14.30	19.65	39.00	35.60	7.50	5.70	3.54	2.58
RHP14360B21S	TM9E120D20MP12	24.50	XAF/XAUD60H	2	1650.00	53.50	37.20		10.50	54.00	35.60	7.50	5.70	3.54	2.58
RHP14360B21S	TM9E120D20MP12	24.50	XAF/XAUD60H	1	1225.00	48.00	32.60	14.30	19.65	39.00	35.60	7.50	5.70	3.54	2.58
RHP14360B21S	TM9E120D20MP12	24.50	XAF/XAUD60H	2	1650.00	53.50	37.20		10.50	54.00	35.60	7.50	5.70	3.54	2.58
RHP14360B21S	TM9E120D20MP12	24.50	XAFD60J	1	1250.00	48.00	32.60	14.30	19.80	39.50	35.40	7.50	5.65	3.56	2.60
RHP14360B21S	TM9E120D20MP12	24.50	XAFD60J	2	1650.00	53.50	37.20		10.50	54.00	35.40	7.50	5.65	3.56	2.60
RHP14360B21S	TM9E120D20MP12	24.50	XAHD60H	1	1225.00	48.50	33.60	14.30	19.85	39.00	35.60	7.50	5.75	3.54	2.58
RHP14360B21S	TM9E120D20MP12	24.50	XAHD60H	2	1625.00	55.00	39.50		10.50	55.50	35.60	7.50	5.75	3.60	2.58
RHP14360B21S	TM9E120D20MP12	24.50	XAHD60H	1	1225.00	48.50	33.60	14.30	19.85	39.00	35.60	7.50	5.75	3.54	2.58
RHP14360B21S	TM9E120D20MP12	24.50	XAHD60H	2	1625.00	55.00	39.50		10.50	55.50	35.60	7.50	5.75	3.60	2.58
RHP14360B21S	TM9E120D20MP12	24.50	XAHD60J	1	1225.00	48.50	33.60	14.30	19.85	39.00	35.40	7.50	5.65	3.54	2.58
RHP14360B21S	TM9E120D20MP12	24.50	XAHD60J	2	1600.00	54.50	39.00		10.50	55.00	35.40	7.50	5.65	3.62	2.58
RHP14360B21S	TM9Y100C20MP11	21.00	XAFC60H	1	1175.00	47.50	32.00	14.30	19.45	39.00	35.40	7.50	5.70	3.48	2.58
RHP14360B21S	TM9Y100C20MP11	21.00	XAFC60H	2	1575.00	53.00	36.40		10.50	54.00	35.40	7.50	5.70	3.52	2.58
RHP14360B21S	TM9Y100C20MP11	21.00	XAHC60H	1	1200.00	48.50	33.40	14.30	19.85	39.00	35.60	7.50	5.75	3.52	2.56
RHP14360B21S	TM9Y100C20MP11	21.00	XAHC60H	2	1600.00	54.50	39.00		10.50	55.50	35.60	7.50	5.75	3.58	2.56
RHP14360B21S	TM9Y100C20MP11	21.00	XAHC60H	1	1200.00	48.50	33.40	14.30	19.85	39.00	35.60	7.50	5.75	3.52	2.56
RHP14360B21S	TM9Y100C20MP11	21.00	XAHC60H	2	1600.00	54.50	39.00		10.50	55.50	35.60	7.50	5.75	3.58	2.56
RHP14360B21S	TM9Y120D20MP11	24.50	XAF/XAUD60H	1	1225.00	48.00	32.60	14.30	19.70	39.00	35.60	7.50	5.60	3.54	2.58
RHP14360B21S	TM9Y120D20MP11	24.50	XAF/XAUD60H	2	1675.00	53.50	37.40		10.50	54.50	35.60	7.50	5.60	3.54	2.58
RHP14360B21S	TM9Y120D20MP11	24.50	XAF/XAUD60H	1	1225.00	48.00	32.60	14.30	19.70	39.00	35.60	7.50	5.60	3.54	2.58
RHP14360B21S	TM9Y120D20MP11	24.50	XAF/XAUD60H	2	1675.00	53.50	37.40		10.50	54.50	35.60	7.50	5.60	3.54	2.58
RHP14360B21S	TM9Y120D20MP11	24.50	XAFD60J	1	1000.00	46.00	29.60	14.30	20.00	37.80	35.60	7.50	5.70	3.34	2.60
RHP14360B21S	TM9Y120D20MP11	24.50	XAFD60J	2	1675.00	53.50	37.40		10.50	54.50	35.60	7.50	5.70	3.56	2.60
RHP14360B21S	TM9Y120D20MP11	24.50	XAHD60H	1	975.00	47.00	30.40	14.30	20.30	37.80	35.80	7.50	5.75	3.32	2.58
RHP14360B21S	TM9Y120D20MP11	24.50	XAHD60H	2	1675.00	55.00	40.00		10.50	55.50	35.80	7.50	5.75	3.62	2.58
RHP14360B21S	TM9Y120D20MP11	24.50	XAHD60H	1	975.00	47.00	30.40	14.30	20.30	37.80	35.80	7.50	5.75	3.32	2.58
RHP14360B21S	TM9Y120D20MP11	24.50	XAHD60H	2	1675.00	55.00	40.00		10.50	55.50	35.80	7.50	5.75	3.62	2.58
RHP14360B21S	TM9Y120D20MP11	24.50	XAHD60J	1	1000.00	47.50	31.00	14.30	20.40	37.80	35.60	7.50	5.75	3.34	2.58
RHP14360B21S	TM9Y120D20MP11	24.50	XAHD60J	2	1650.00	55.00	40.00		10.50	55.50	35.60	7.50	5.75	3.60	2.58
RHP14360B21S	TMLE080C20MP11	21.00	XAFC60H	1	1275.00	48.50	33.40	14.30	19.95	39.50	35.80	7.50	5.65	3.62	2.60
RHP14360B21S	TMLE080C20MP11	21.00	XAFC60H	2	1725.00	54.00	38.00		10.50	54.50	35.80	7.50	5.65	3.56	2.60
RHP14360B21S	TMLE080C20MP11	21.00	XAHC60H	1	1275.00	49.00	34.40	14.30	20.20	39.50	36.00	7.50	5.65	3.62	2.60
RHP14360B21S	TMLE080C20MP11	21.00	XAHC60H	2	1725.00	55.00	40.50		10.50	55.50	36.00	7.50	5.65	3.64	2.60
RHP14360B21S	TMLE080C20MP11	21.00	XAHC60H	1	1275.00	49.00	34.40	14.30	20.20	39.50	36.00	7.50	5.65	3.62	2.60
RHP14360B21S	TMLE080C20MP11	21.00	XAHC60H	2	1725.00	55.00	40.50		10.50	55.50	36.00	7.50	5.65	3.64	2.60
RHP14360B21S	TMLE100C20MP11	21.00	XAFC60H	1	1250.00	48.00	32.60	14.30	19.90	39.50	35.80	7.50	5.60	3.58	2.60
RHP14360B21S	TMLE100C20MP11	21.00	XAFC60H	2	1725.00	54.00	38.00		10.50	54.50	35.80	7.50	5.60	3.56	2.60
RHP14360B21S	TMLE100C20MP11	21.00	XAFC60H	1	1250.00	48.00	32.60	14.30	19.90	39.50	35.80	7.50	5.60	3.58	2.60
RHP14360B21S	TMLE100C20MP11	21.00	XAFC60H	2	1725.00	54.00	38.00		10.50	54.50	35.80	7.50	5.60	3.56	2.60
RHP14360B21S	TMLE100C20MP11	21.00	XAFC60H	1	1250.00	48.00	32.60	14.30	19.90	39.50	35.80	7.50	5.60	3.58	2.60
RHP14360B21S	TMLE100C20MP11	21.00	XAFC60H	2	1725.00	54.00	38.00		10.50	54.50	35.80	7.50	5.60	3.56	2.60
RHP14360B21S	TMLE100C20MP11	21.00	XAHC60H	1	1275.00	49.00	34.40	14.30	20.15	39.50	36.00	7.50	5.55	3.62	2.60
RHP14360B21S	TMLE100C20MP11	21.00	XAHC60H	2	1725.00	55.50	41.00		10.50	55.50	36.00	7.50	5.55	3.64	2.60

**Table 11: Furnace capacity 5 ton**

Unit model	Furnace model	Width	Coil Model	Stage	Rated CFM	NetCool	SensCool	SEER	EER	Net47	Net17	Hspflv	Hspfv	Cop47	Cop17
RHP14360B21S	TMLE100C20MP11	21.00	XAHC60H	1	1275.00	49.00	34.40	14.30	20.15	39.50	36.00	7.50	5.55	3.62	2.60
RHP14360B21S	TMLE100C20MP11	21.00	XAHC60H	2	1725.00	55.50	41.00		10.50	55.50	36.00	7.50	5.55	3.64	2.60
RHP14360B21S	TMLE120C20MP11	21.00	XAFC60H	1	1300.00	48.50	33.40	14.30	19.90	39.50	35.60	7.50	5.65	3.64	2.60
RHP14360B21S	TMLE120C20MP11	21.00	XAFC60H	2	1700.00	54.00	38.00		10.50	54.50	35.60	7.50	5.65	3.56	2.60
RHP14360B21S	TMLE120C20MP11	21.00	XAFC60H	1	1300.00	48.50	33.40	14.30	19.90	39.50	35.60	7.50	5.65	3.64	2.60
RHP14360B21S	TMLE120C20MP11	21.00	XAFC60H	2	1700.00	54.00	38.00		10.50	54.50	35.60	7.50	5.65	3.56	2.60
RHP14360B21S	TMLE120C20MP11	21.00	XAHC60H	1	1300.00	49.50	35.00	14.30	20.05	39.50	35.80	7.50	5.65	3.64	2.60
RHP14360B21S	TMLE120C20MP11	21.00	XAHC60H	2	1700.00	55.00	40.00		10.50	55.50	35.80	7.50	5.65	3.62	2.60
RHP14360B21S	TMLE120C20MP11	21.00	XAHC60H	1	1300.00	49.50	35.00	14.30	20.05	39.50	35.80	7.50	5.65	3.64	2.60
RHP14360B21S	TMLE120C20MP11	21.00	XAHC60H	2	1700.00	55.00	40.00		10.50	55.50	35.80	7.50	5.65	3.62	2.60
RHP14360B21S	TMLE130D20MP11	24.50	XAF/XAUD60H	1	1275.00	48.50	33.40	14.30	19.85	39.50	35.80	7.50	5.55	3.60	2.62
RHP14360B21S	TMLE130D20MP11	24.50	XAF/XAUD60H	2	1800.00	54.50	39.00		11.00	54.50	35.80	7.50	5.55	3.60	2.62
RHP14360B21S	TMLE130D20MP11	24.50	XAF/XAUD60H	1	1275.00	48.50	33.40	14.30	19.85	39.50	35.80	7.50	5.55	3.60	2.62
RHP14360B21S	TMLE130D20MP11	24.50	XAF/XAUD60H	2	1800.00	54.50	39.00		11.00	54.50	35.80	7.50	5.55	3.60	2.62
RHP14360B21S	TMLE130D20MP11	24.50	XAFD60J	1	1275.00	48.50	33.40	14.30	19.85	39.50	35.60	7.50	5.55	3.60	2.64
RHP14360B21S	TMLE130D20MP11	24.50	XAFD60J	2	1775.00	54.50	39.00		11.00	54.00	35.60	7.50	5.55	3.64	2.64
RHP14360B21S	TMLE130D20MP11	24.50	XAHD60H	1	1275.00	49.00	34.40	14.30	20.00	39.50	36.00	7.50	5.55	3.60	2.62
RHP14360B21S	TMLE130D20MP11	24.50	XAHD60H	2	1775.00	56.00	41.50		11.00	55.50	36.00	7.50	5.55	3.68	2.62
RHP14360B21S	TMLE130D20MP11	24.50	XAHD60H	1	1275.00	49.00	34.40	14.30	20.00	39.50	36.00	7.50	5.55	3.60	2.62
RHP14360B21S	TMLE130D20MP11	24.50	XAHD60H	2	1775.00	56.00	41.50		11.00	55.50	36.00	7.50	5.55	3.68	2.62
RHP14360B21S	TMLE130D20MP11	24.50	XAHD60J	1	1275.00	49.00	34.40	14.30	20.00	39.50	35.60	7.50	5.50	3.60	2.66
RHP14360B21S	TMLE130D20MP11	24.50	XAHD60J	2	1750.00	56.00	41.50		11.00	55.50	35.60	7.50	5.50	3.72	2.66

## Furnace capacity data notes

- For rated condition information, see [Air handler capacity data notes](#).
- High-efficiency motor furnaces have blower off delay (BOD) standard.

# Applications and accessories

Refer to the *Price Manual* for specific model numbers.

Standard application limits*		
Maximum refrigeration piping equivalent length		80 ft
Outdoor ambient temperature limits		
Cooling operation	Maximum DB	125°F
	Minimum DB	55°F
Heating operation	Maximum DB	75°F
	Minimum DB	0°F

**Note:** \*For applications such as low ambient, reduced refrigeration piping, or long refrigeration piping, see the accessories listed in the following section.

**Standard Low Ambient Control Kit S1-2LA06700424:** Allows the use of air conditioning at low outdoor ambient temperatures down to 20°F (-7°C). For use with all R-410A single stage AC and HP models.

**Start Assist Kit S1-2SA067\*\*\*\*:** Provides increased compressor starting torque for areas with low supply voltage. Required for units with recip compressors when applied with indoor TXV, and for all units when applied with long refrigeration piping or low ambient kits. May be factory installed on select AC and HP units (see Table ). See *Price Pages* or *Source1 SmartSearch* for the correct kit for each application.

**Compressor Crankcase Heater Kit (S1-025\*\*\*\*):** A wraparound electrical resistance heater that warms the compressor sump, reducing the chance of liquid slugging on startup. Required on all long refrigeration piping and low ambient applications. See *Price Pages* or *Source1 SmartSearch* for the correct part for each application.

**Indoor TXV Kit S1-1TVM\*\*\*:** Thermal expansion valves precisely meter refrigerant for optimum performance over a wide range of conditions. See Table , *Price Pages*, or *Source1 Smart Search* for TXV part number for each AC and HP model.

**Cold Weather Charging Tent S1-CHGTENT01:** Provides warm environment to accurately service AC and HP systems in ambient conditions 55°F (13°C) or colder.

**Touch-up Paint S1-5130153\*\*\*\*:** Color-matched aerosol paint for touching up unit chassis and panels. See *Price Pages* or *Source1 SmartSearch* for the correct color for each application.

**Compressor Sound Blanket S1-010-07xxx-000:** A field-installed dense foam cover that provides 2dBA sound level reduction. See *Price Pages* or *Source1 SmartSearch* for the correct blanket for each application.

**Thermostat:** Compatible thermostat controls are available through accessory sourcing. For optimum performance, these outdoor units are fully compatible with our residential Hx™ Touch Screen Thermostat available through Source1. For more information, see the thermostat section of the *Product Equipment Catalog*.



## Sound power ratings - cooling

**Table 12: Sound power ratings - high cooling**

Cooling	Octave band sound power level (db re. 1-pW)									
Model number	63	125	250	500	1000	2000	4000	8000	dBA	SQI
RHP14318B21S	72.9	68.7	63.1	68.4	63.6	68.7	60.4	57.7	72	19.0
RHP14324B21S	73.3	68.2	61.8	68.2	63.7	59.3	56.4	56.2	69	19.2
RHP14330B21S	67.6	70.8	66.6	70.8	69.1	64.5	62.9	59.7	73	19.0
RHP14336B21S	69.8	72.3	69.1	70.6	71.3	69.1	65.6	61.7	76	19.0
RHP14342B21S	69.1	69.4	69.5	71.4	70.1	64.4	64.3	62.4	74	19.0
RHP14348B21S	67.4	68.8	67.8	69.4	69.8	66.3	64.6	61.6	74	19.0
RHP14360B21S	68.4	71.6	69.8	71.1	71.8	66.6	63.6	62.1	75	19.1

**Table 13: Sound power ratings - low cooling**

Cooling	Octave band sound power level (db re. 1-pW)									
Model number	63	125	250	500	1000	2000	4000	8000	dBA	SQI
RHP14318B21S	—	—	—	—	—	—	—	—	—	—
RHP14324B21S	73.5	68.2	62.3	69.5	66.7	60.0	58.4	58.0	70	19.2
RHP14330B21S	67.3	70.3	67.5	70.3	68.8	63.9	61.7	58.0	73	19.1
RHP14336B21S	70.0	72.4	69.2	71.1	70.7	66.5	63.4	59.8	75	19.0
RHP14342B21S	69.0	71.1	69.8	72.6	70.8	67.3	65.4	62.2	75	19.1
RHP14348B21S	67.8	68.9	67.9	69.3	68.9	65.3	64.4	64.2	74	19.1
RHP14360B21S	69.1	71.5	68.9	71.1	70.0	65.2	64.3	61.9	74	19.0

**Note:** Rated in accordance with AHRI Standard 270.


## Sound power ratings - heating

**Table 14: Sound power ratings - high heating**

Heating	Octave band sound power level (db re. 1-pW)									
Model number	63	125	250	500	1000	2000	4000	8000	dBA	SQI
RHP14318B21S	73.4	65.4	61.1	64.4	63.6	62.2	55.8	51.0	68	19.0
RHP14324B21S	74.7	65.4	61.6	68.0	64.7	59.3	56.8	55.8	69	19.1
RHP14330B21S	67.9	72.4	67.1	69.6	67.2	62.8	61.3	57.1	72	19.0
RHP14336B21S	71.9	75.8	70.2	72.3	71.1	68.8	65.2	63.0	76	19.0
RHP14342B21S	69.3	80.5	70.8	72.5	71.0	65.7	65.4	63.8	76	19.0
RHP14348B21S	71.3	73.8	70.8	72.5	71.4	67.9	66.0	67.7	76	19.1
RHP14360B21S	69.2	72.2	71.9	73.0	71.9	66.9	64.4	62.6	76	19.1

**Table 15: Sound power ratings - low heating**

Heating	Octave band sound power level (db re. 1-pW)									
Model number	63	125	250	500	1000	2000	4000	8000	dBA	SQI
RHP14318B21S	—	—	—	—	—	—	—	—	—	—
RHP14324B21S	74.4	65.5	61.5	69.4	64.9	58.5	56.6	54.6	69	19.1
RHP14330B21S	67.4	71.3	67.5	69.1	66.7	62.4	60.0	56.9	71	19.0
RHP14336B21S	71.5	74.8	70.2	71.9	70.2	65.6	62.2	59.8	74	19.0
RHP14342B21S	69.1	79.2	69.5	72.7	69.0	63.8	62.8	59.6	74	19.1
RHP14348B21S	72.2	73.8	69.7	72.4	70.9	67.2	65.8	64.0	76	19.1
RHP14360B21S	68.9	71.7	71.1	72.5	71.2	66.3	64.2	60.9	75	19.2

 **Note:** Rated in accordance with AHRI Standard 270.

# Mechanical specifications

## Manufacture and certifications

- Units shall be manufactured in an ISO 9001 certified facility.
- Units shall be certified by CSA to 4th Edition of UL 1995 / CSA 22.2 and performance certified to ANSI/AHRI Standard 210/240.
- Units shall be sound tested according to ANSI/AHRI Standard 270.
- Certified matched system ratings will be available for download from the AHRI online directory at <http://www.ahridirectory.org>.

## Unit application

- Units shall be approved for cooling operation between 55°F and 125°F without modification.
- Units shall be approved for heating operation between 0°F and 75°F without modification.
- Units shall be approved for refrigeration piping up to 80 ft equivalent length without modification.
- Units shall be approved for installation within 6 in. of a flat vertical wall without modification, according to the instructions in the technical literature.
- Units shall be certified to the 5th Edition (2014) of the Florida Building Code for both ground-mounted and rooftop-mounted applications up to 200 ft above grade with approved mounting kit.

## Unit access

- Units shall have a removable fan guard that can be removed independently of the top for interior access through the top of the unit without damaging the coil.
- Units shall have two removable stamped steel coil guards for exterior coil access.
- Units shall have a separate compartment for electrical controls that can be accessed without disturbing the unit airflow.
- Units shall have a blockoff panel that can be removed to provide interior unit access through the side of the unit.
- Units shall have a removable blockoff panel and a swing open removable electrical panel that provides sufficient interior unit access for removing the compressor through the side of the unit.

## Unit construction

- Units shall be shipped completely wired, piped and assembled. Wiring pigtails shall be provided for field control wiring connections. Service valves shall be provided for field refrigerant line connections.
- Units shall be factory leak checked, run tested, and shipped with a holding charge of R-410A refrigerant.
- Unit cabinet components shall be G90 equivalent steel finished with powder-coat paint rated at a minimum of 500 h under ASTM B117 testing.
- Unit base pan shall be stamped G90 equivalent steel finished with powder-coat paint rated at a minimum of 500 h under ASTM B117 testing.
- Units shall have a single corner post opposite the electrical control box and two independently removable steel coil guard panels to optimize cabinet strength and serviceability.

- Units shall have L-shaped stamped sheet metal coil guards with interior facing extrusions for superior panel stiffness and durability from hail and other mechanical impacts.
- Units shall come with a stainless steel liquid line filter-drier that is shipped loose for installation in the field.
- Unit base valves shall be mounted diagonally on the unit base pan with service ports that provide sufficient clearance for low-loss hose fittings.
- Units shall provide a service port mounted in the base pan such that panels can be removed without moving the service port.
- Units shall be constructed with a high pressure switch and a low pressure switch for system protection.
- Units shall be constructed with all badging and labels applied at the factory.

#### **Unit components**

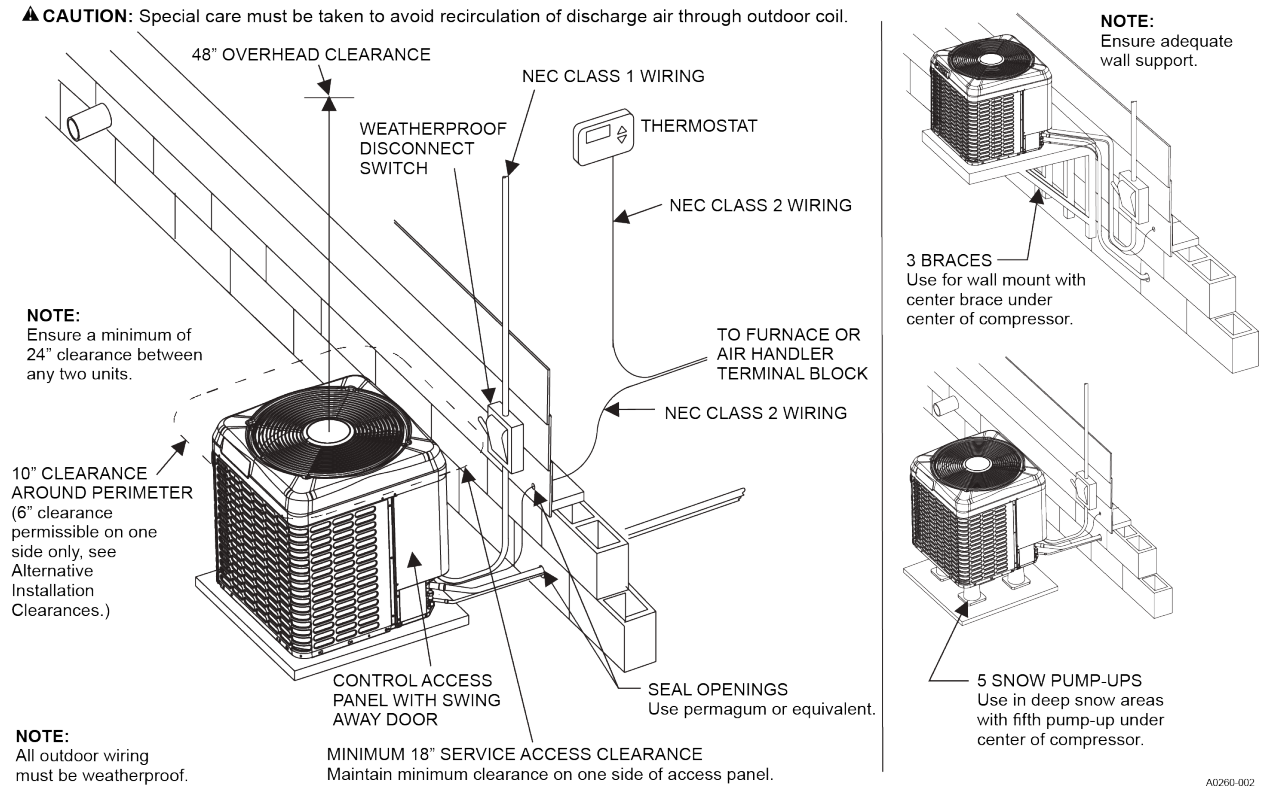
- Compressor shall be hermetic with internal electrical overload protection and internal overpressure protection.
- Compressor shall be mounted on neoprene vibration isolators that do not require the removal of transportation clips or brackets.
- Outdoor fan shall be direct drive with vertical air discharge for low sound levels.
- Outdoor fan motor shall be totally enclosed with permanently lubricated ball bearings motors approved for vertical shaft applications.
- Outdoor coil shall be air cooled and constructed of enhanced aluminum fins mechanically bonded to internally enhanced Ø 7mm copper tubing.

#### **Unit warranties**

- Unit manufacturer shall provide a limited 10-year compressor warranty without a requirement for unit registration.
- Unit manufacturer shall provide a limited 5-year parts warranty extended to 10 years with registration.

# Typical installation

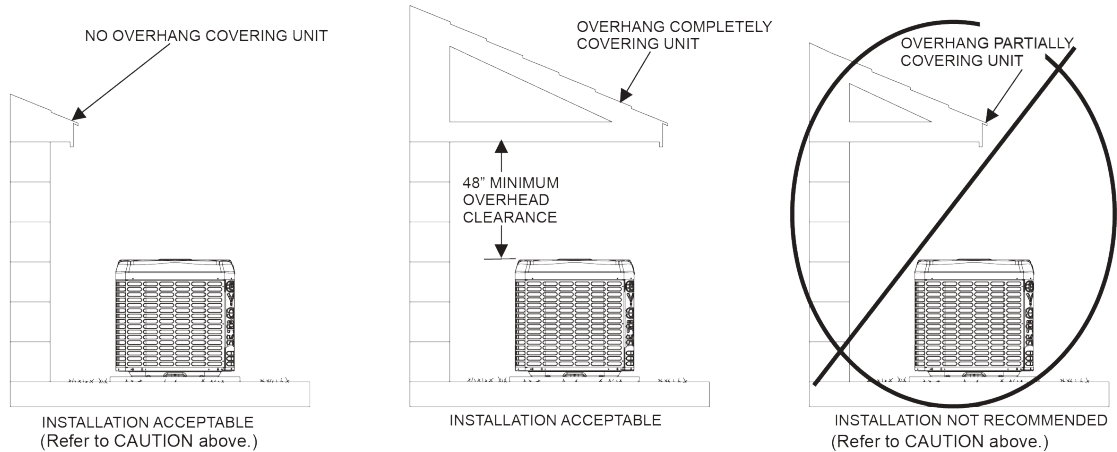
Figure 2: Typical installation



## ⚠ CAUTION

Care must be taken to prevent ice from damaging the unit. Damage may occur from ice falling onto unit from a sloped roof or from a vertical drip line due to a partial overhang.

**Figure 3: Overhang positioning**



**NOTE:**  
The unit must be installed on a solid base above the grade. The base must not be able to settle or shift causing strain on refrigerant lines and possible leaks.

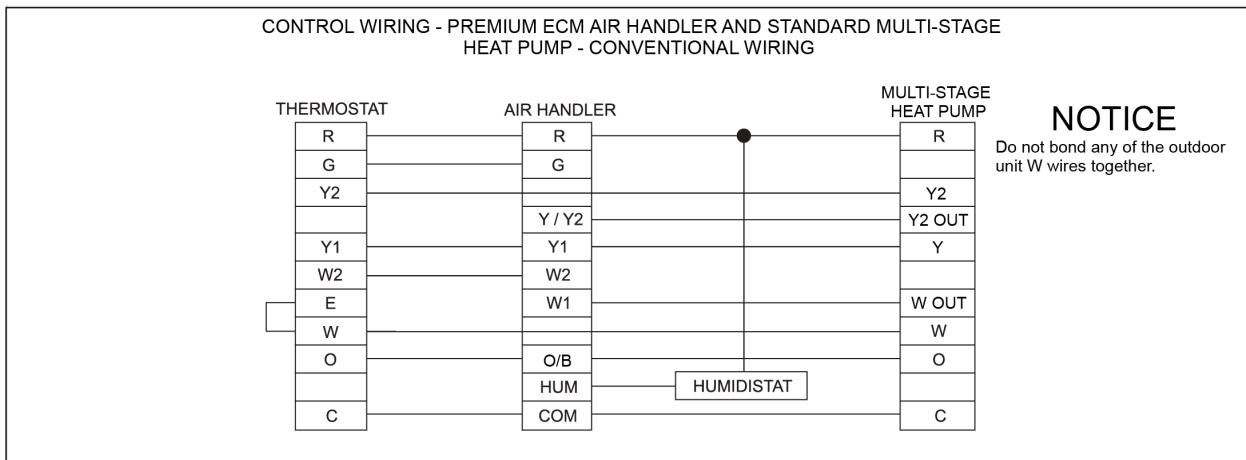
**NOTE:**  
Install unit on flat surface. If installation surface is sloped, ensure that unit slopes away from house structure at 1/4" per foot.

**CAUTION:** Special care must be taken to avoid recirculation of discharge air through outdoor coil.

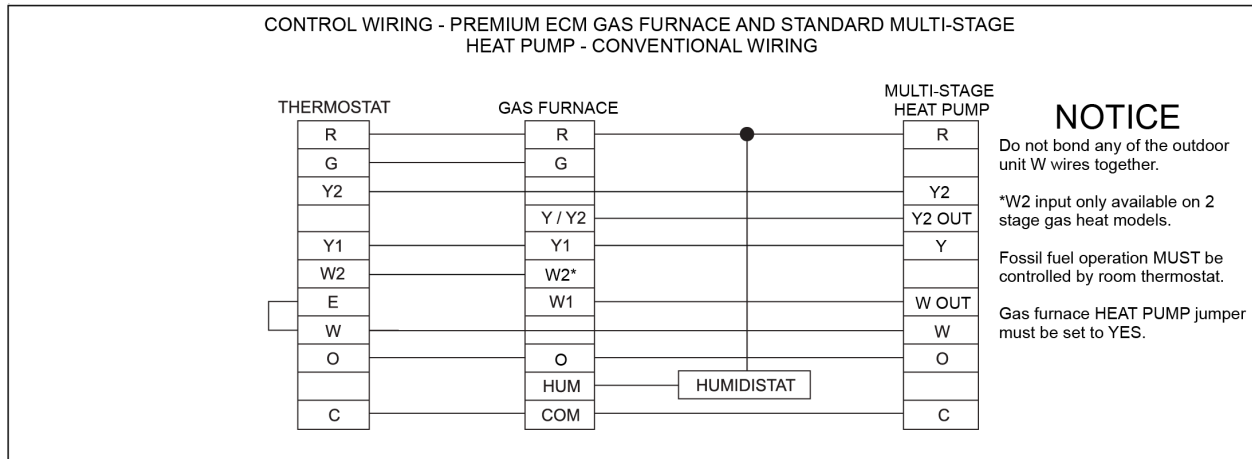
A0291-001

## Typical field wiring


**Figure 4: Standard MS HP - Premium ECM AHU**



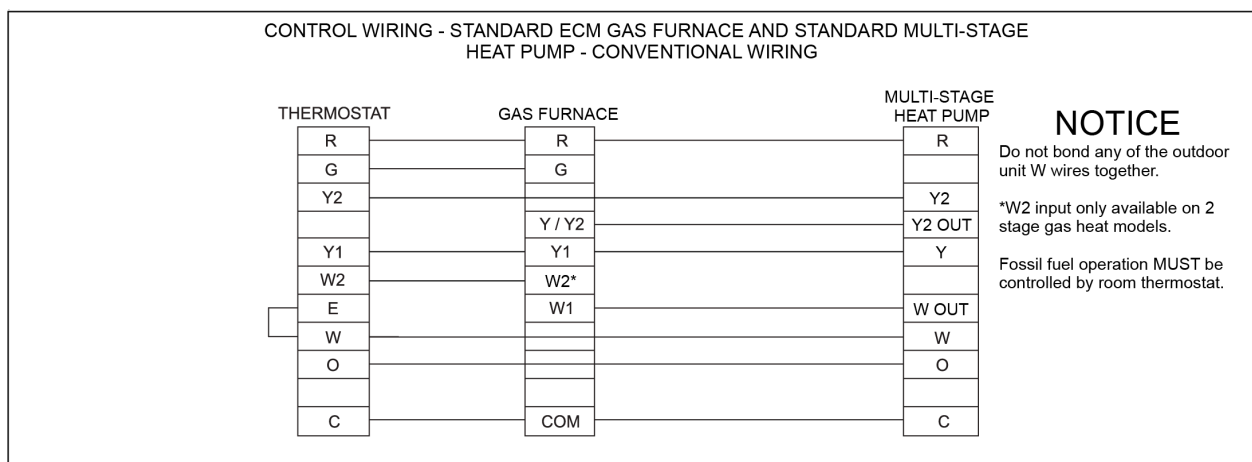
**Figure 5: Standard MS HP - Premium ECM Gas Furnace**



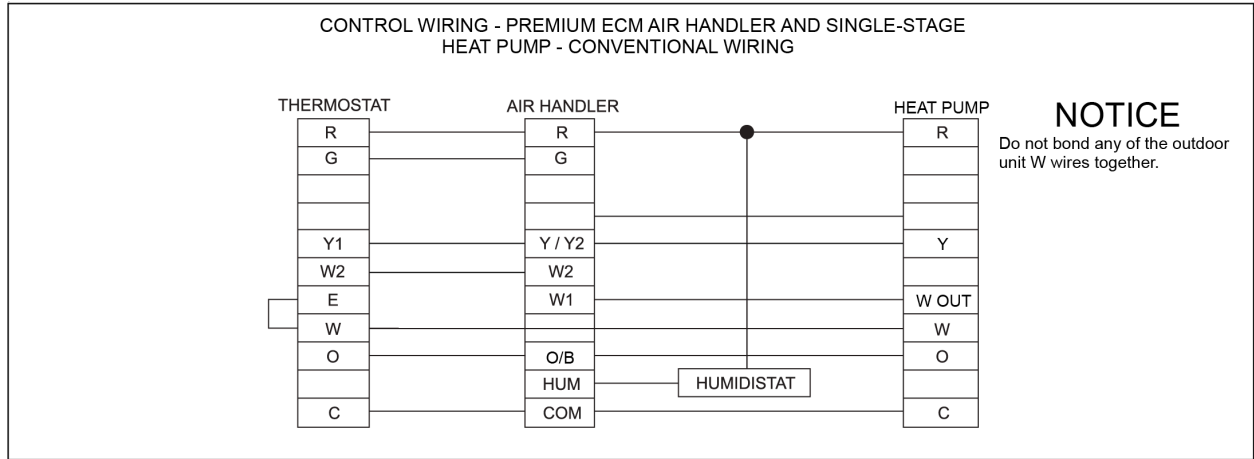
**Figure 6: Standard MS HP - Standard ECM AHU**



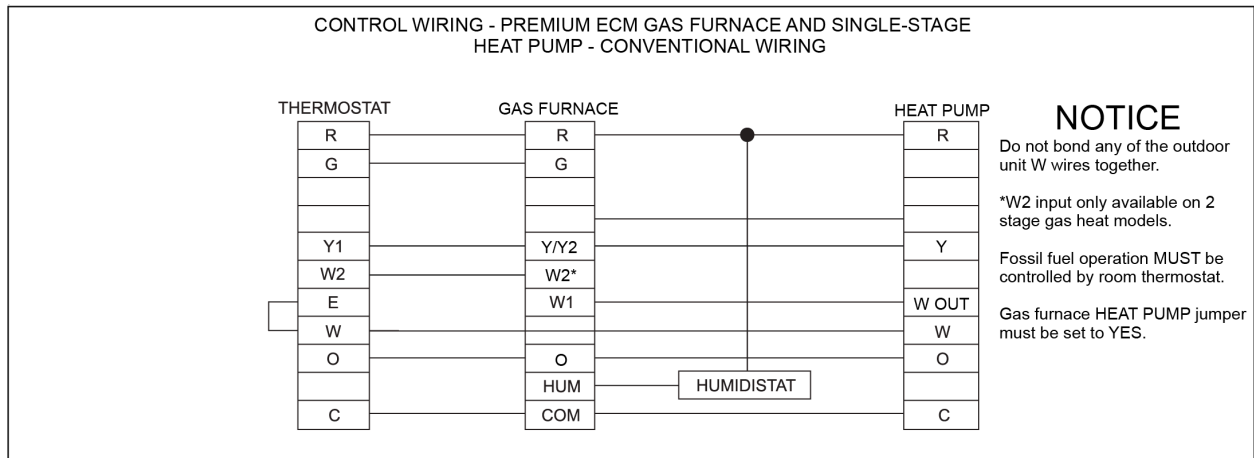
**Figure 7: Standard MS HP - Standard ECM Gas Furnace**




**Figure 8: Standard SS HP - Premium ECM AHU**



**Figure 9: Standard SS HP - Premium ECM Gas Furnace**

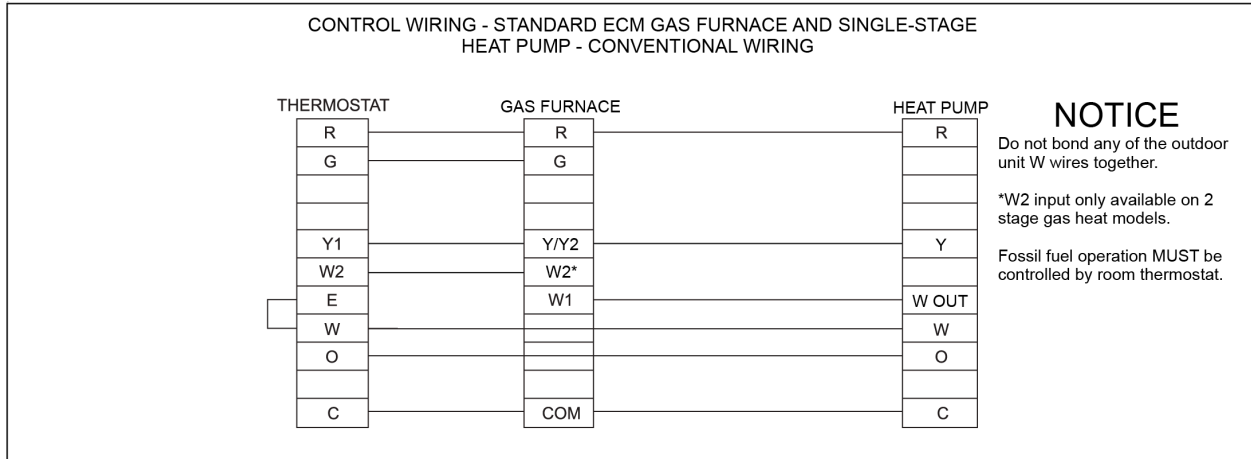


**Figure 10: Standard SS HP - Standard ECM AHU**





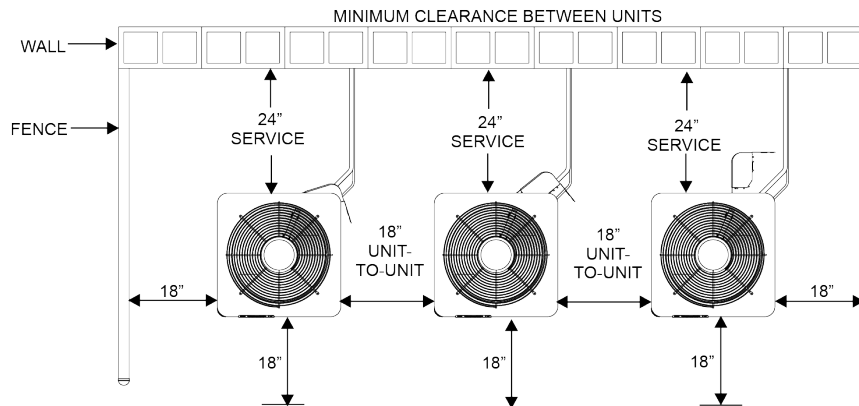
**Figure 11: Standard SS HP - Standard ECM Gas Furnace**



A1755-001

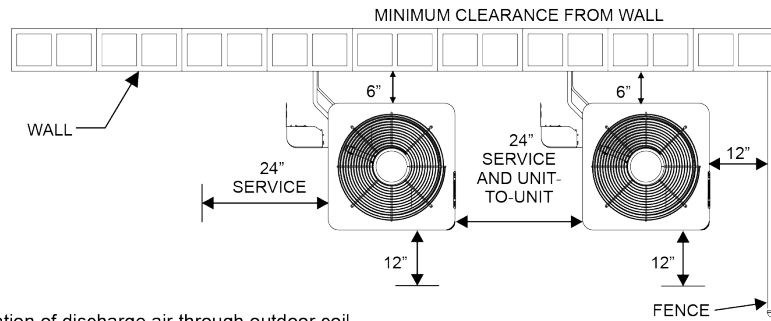
# Alternative installation clearances

**Figure 12: Alternative installation clearances**



**NOTE:**  
 Clearance between two units may be reduced to 18" minimum provided the service access clearance is increased to 24" minimum, and the clearance on each remaining side is maintained at 18" minimum.

**NOTE:**  
 Clearance to one side of the unit may be reduced to 6" provided the clearance to each remaining side is increased to 12" minimum, the service access is increased to 24" minimum, and the clearances between any two units is maintained at 24" minimum.



**CAUTION:**  
 Special care must be taken to avoid recirculation of discharge air through outdoor coil.

A0287-001

# Performance data - 1.5 ton

## Condenser only data - 1.5 ton

**Table 16: Condenser only data - 1.5 ton**

Saturated suction at compressor		Outdoor temperature															
Temperature (°F)	Pressure (psig)	55 °F		65 °F		75 °F		85 °F		95 °F		105 °F		115 °F		125 °F	
		MBH	kW	MBH	kW	MBH	kW	MBH	kW	MBH	kW	MBH	kW	MBH	kW	MBH	kW
35	107.4	15.81	0.47	15.03	0.66	14.24	0.84	13.46	1.03	12.67	1.22	11.89	1.40	11.10	1.59	10.32	1.78
40	118.6	17.94	0.51	17.01	0.68	16.08	0.86	15.16	1.03	14.23	1.21	13.30	1.38	12.37	1.56	11.45	1.73
45	130.4	20.06	0.55	19.00	0.71	17.93	0.87	16.86	1.03	15.79	1.20	14.72	1.36	13.65	1.52	12.58	1.68
50	143.0	22.19	0.58	20.98	0.73	19.77	0.89	18.56	1.04	17.34	1.19	16.13	1.34	14.92	1.49	13.71	1.64
55	156.3	24.32	0.62	22.96	0.76	21.61	0.90	20.26	1.04	18.90	1.17	17.55	1.31	16.19	1.45	14.84	1.59
60	170.3	26.45	0.66	24.95	0.79	23.45	0.91	21.96	1.04	20.46	1.16	18.96	1.29	17.47	1.42	15.97	1.54

### Condenser only data table notes



**Note:**

- For Outdoor Unit (Condenser) performance only. Data does not include the effects of air handler power or heat.
- Performance based on 15°F subcooling and 15°F superheat at the Outdoor Unit base valves.
  - Increase capacity by 1% for each 2°F increase in subcooling.
  - Decrease capacity by 1% for each 2°F decrease in subcooling.
- Maximum recommended condensing temperature is 140°F.

## Cooling performance data - 1.5 ton

**Table 17: Cooling performance data - 1.5 ton**

Air conditioning model number		YH2E18SB21S / THE2B18S21S / RHP14318B21S																							
Air temperature entering outdoor unit (°F)	ID CFM	450								600								750							
	ID DB (°F)	80	80	75	80	80	80	75	80	80	75	80	80	80	75	80	80	75	80	80					
ID WB (°F)	ID WB (°F)	57	62	62	67	72	57	62	62	67	72	57	62	62	67	72	57	62	62	67	72				
55	T.C.	16.5	17.6	17.6	19.2	21.1	17.8	18.6	18.5	20.0	21.9	19.1	19.5	19.3	20.8	22.7									
	S.C.	16.2	14.5	11.8	12.6	9.9	17.8	17.6	14.2	15.2	11.5	19.1	19.5	16.6	17.8	13.0									
	kW	0.87	0.86	0.86	0.83	0.80	0.91	0.90	0.90	0.88	0.84	0.94	0.94	0.94	0.92	0.89									
65	T.C.	16.2	17.2	17.0	18.6	20.3	17.5	18.1	17.8	19.3	21.0	18.8	19.0	18.5	20.1	21.8									
	S.C.	14.9	13.9	11.8	12.0	9.9	17.4	16.7	14.2	14.5	11.5	18.8	19.0	16.6	17.0	13.2									
	kW	0.98	0.97	0.97	0.95	0.93	1.02	1.01	1.02	1.00	0.98	1.06	1.06	1.06	1.04	1.02									
75	T.C.	15.9	16.7	16.4	17.9	19.5	17.2	17.6	17.1	18.7	20.1	18.5	18.4	17.7	19.4	20.8									
	S.C.	13.5	13.2	11.8	11.4	9.9	15.6	15.7	14.2	13.8	11.6	17.7	18.2	16.7	16.2	13.4									
	kW	1.09	1.08	1.09	1.07	1.06	1.13	1.13	1.14	1.12	1.11	1.18	1.17	1.19	1.17	1.16									
85	T.C.	15.2	15.8	15.6	17.1	18.7	16.4	16.6	16.2	17.7	19.2	17.7	17.4	16.8	18.4	19.8									
	S.C.	13.9	13.3	11.2	11.1	9.7	15.9	16.0	13.6	13.5	11.3	17.7	17.4	16.0	15.9	12.9									
	kW	1.22	1.22	1.22	1.21	1.20	1.27	1.27	1.27	1.26	1.25	1.32	1.32	1.32	1.31	1.30									
95	T.C.	14.5	15.0	14.8	16.3	17.8	15.6	15.7	15.4	16.8	18.3	16.8	16.4	15.9	17.4	18.9									
	S.C.	14.3	13.3	10.7	10.9	9.5	15.6	15.7	12.9	13.3	10.9	16.8	16.4	15.2	15.7	12.4									
	kW	1.36	1.35	1.35	1.35	1.35	1.41	1.41	1.41	1.40	1.40	1.46	1.46	1.46	1.45	1.45									
105	T.C.	14.0	14.4	14.2	15.6	17.0	15.1	15.1	14.7	16.1	17.5	16.2	15.9	15.3	16.6	18.0									
	S.C.	13.6	13.0	10.5	10.8	9.2	15.1	15.1	12.6	13.1	10.6	16.2	15.9	14.7	15.5	12.1									
	kW	1.48	1.48	1.48	1.48	1.50	1.54	1.54	1.53	1.53	1.54	1.59	1.59	1.59	1.58	1.58									
115	T.C.	13.5	13.7	13.5	14.9	16.2	14.5	14.5	14.0	15.3	16.7	15.5	15.3	14.6	15.8	17.2									
	S.C.	13.0	12.7	10.4	10.7	8.8	14.4	14.5	12.2	13.0	10.3	15.5	15.3	14.1	15.3	11.8									
	kW	1.61	1.61	1.61	1.61	1.66	1.66	1.66	1.66	1.66	1.69	1.72	1.72	1.72	1.71	1.71									
125	T.C.	13.0	13.1	12.8	14.2	15.4	14.0	13.9	13.4	14.6	15.8	14.9	14.7	14.0	15.0	16.3									
	S.C.	12.3	12.4	10.2	10.5	8.5	13.4	13.9	11.9	12.8	10.0	14.6	14.7	13.5	15.0	11.5									
	kW	1.74	1.74	1.74	1.74	1.82	1.79	1.79	1.79	1.79	1.83	1.85	1.84	1.84	1.84	1.84									

## Cooling multipliers for determining the performance with other indoor sections

For dry bulb temperatures different than those listed (between 73 °F - 87 °F), sensible capacity increases by 1060 Btuh per 1000 CFM per degree above the listed temperature and decreases by 1060 Btuh per 1000 CFM per degree below the listed temperature.

### Coil multipliers - 1.5 ton

**Table 18: Coil multipliers - 1.5 ton**

Air handler	Coils	TC	SC	kW
RFC*18BBAMP2N1	—	0.97	1.09	0.99
RFC*24CBAMP2N1	—	0.98	1.01	1.02
JMET08BS2N1A	XAF/XAUB30C	1.00	1.00	0.99
JMET08BS2N1A	XAFB24B	0.97	1.09	0.99
JMET08BS2N1A	XAHB24B	1.02	1.07	1.02
JMET08BS2N1A	XAHB30C	1.04	1.12	1.00

### Furnace multipliers - 1.5 ton

**Table 19: Furnace multipliers - 1.5 ton**

Furnace	Coils	TC	SC	kW
TL8E060A12UH11	XAF/XAUA24B	0.97	1.09	1.02
TL9E060B12UH11	XAF/XAUB30C	0.99	0.98	1.03
TL9E060B12UH11	XAFB24B	0.96	1.09	1.02
TL9E060B12UH11	XAHB30C	1.02	1.10	1.04
TM8E040A12MP11	XAF/XAUA24B	0.97	1.10	1.02
TM8E060A12MP11	XAF/XAUA24B	0.97	1.07	1.01
TM8E060A12MP11	XAHA24B	1.01	1.04	1.03
TM8E080B12MP11	XAF/XAUB30C	1.00	0.99	1.01
TM8E080B12MP11	XAFB24B	0.97	1.10	1.02
TM8E080B12MP11	XAHB30C	1.03	1.11	1.03
TM8E100B12MP11	XAF/XAUB30C	1.00	0.99	1.01
TM8E100B12MP11	XAFB24B	0.97	1.08	1.01
TM8E100B12MP11	XAHB24B	1.01	1.04	1.03
TM8E100B12MP11	XAHB30C	1.03	1.11	1.02
TM8Y060A12MP11	XAF/XAUA24B	0.97	1.07	1.02
TM8Y060A12MP11	XAHA24B	1.01	1.03	1.03
TM8Y080B12MP11	XAF/XAUB30C	1.00	1.00	1.00
TM8Y080B12MP11	XAFB24B	0.97	1.08	1.01
TM8Y080B12MP11	XAHB24B	1.01	1.05	1.03
TM9E026A08MP12	XAF/XAUA24B	0.96	1.05	1.03
TM9E040A10MP12	XAF/XAUA24B	0.96	1.07	1.05
TM9E060A10MP12	XAF/XAUA24B	0.96	1.08	1.03
TM9E060B12MP12	XAF/XAUB30C	1.00	0.99	1.01

**Table 19: Furnace multipliers - 1.5 ton**

Furnace	Coils	TC	SC	kW
TM9E060B12MP12	XAFB24B	0.96	1.05	1.01
TM9E080B12MP12	XAF/XAUB30C	1.00	0.99	1.01
TM9Y040A10MP11	XAF/XAUA24B	0.96	1.04	1.04
TM9Y060B12MP11	XAF/XAUB30C	0.99	0.98	1.03
TM9Y060B12MP11	XAFB24B	0.96	1.09	1.02
TM9Y060B12MP11	XAHB30C	1.02	1.10	1.04
TM9Y080B12MP11	XAF/XAUB30C	1.00	0.99	1.01
TM9Y080B12MP11	XAFB24B	0.97	1.04	1.01
TMLE040A12MP11	XAF/XAUA24B	0.97	1.10	1.02
TMLE060A12MP11	XAF/XAUA24B	0.97	1.07	1.01
TMLE060A12MP11	XAHA24B	1.01	1.04	1.03
TMLE080B12MP11	XAF/XAUB30C	1.00	0.99	1.01
TMLE080B12MP11	XAFB24B	0.97	1.10	1.02
TMLE080B12MP11	XAHB30C	1.03	1.11	1.03
TMLE100B12MP11	XAF/XAUB30C	1.00	0.99	1.01
TMLE100B12MP11	XAFB24B	0.97	1.08	1.01
TMLE100B12MP11	XAHB24B	1.01	1.04	1.03
TMLE100B12MP11	XAHB30C	1.03	1.11	1.02

## Heating performance data 1.5 ton

**Table 20: Heating performance data 1.5 ton**

Condensing unit model number		YH2E18SB21S / THE2B18S21S / RHP14318B21S								
Air temperature entering outdoor unit (°F)	Air temperature entering indoor coil (°F)	ID CFM								
		450			600			750		
		MBH	COP	kW	MBH	COP	kW	MBH	COP	kW
60	60	19.2	4.47	1.26	20.1	4.85	1.22	21.1	5.25	1.18
	70	18.4	3.91	1.38	19.2	4.21	1.33	20.0	4.54	1.29
	80	17.6	3.43	1.50	18.2	3.68	1.45	18.9	3.95	1.40
47	60	16.2	3.97	1.20	16.6	4.17	1.17	17.0	4.39	1.13
	70	15.6	3.44	1.33	16.0	3.63	1.29	16.5	3.83	1.26
	80	14.9	3.01	1.45	15.5	3.19	1.42	16.0	3.37	1.39
40	60	14.7	3.67	1.17	15.2	3.85	1.16	15.8	4.03	1.15
	70	14.1	3.19	1.29	14.7	3.36	1.28	15.2	3.53	1.26
	80	13.5	2.80	1.42	14.1	2.95	1.40	14.6	3.11	1.38
30	60	11.5	2.96	1.14	12.2	3.16	1.13	13.0	3.36	1.13
	70	11.6	2.71	1.25	12.2	2.87	1.25	12.8	3.03	1.24
	80	11.7	2.51	1.37	12.2	2.63	1.36	12.7	2.75	1.35
17	60	10.0	2.60	1.13	10.5	2.69	1.14	10.9	2.78	1.15
	70	9.7	2.31	1.23	10.1	2.40	1.24	10.6	2.49	1.25
	80	9.4	2.06	1.33	9.8	2.15	1.34	10.3	2.24	1.35
10	60	9.0	2.39	1.10	9.3	2.44	1.12	9.6	2.49	1.13
	70	8.5	2.08	1.20	8.9	2.15	1.22	9.3	2.22	1.23
	80	8.1	1.82	1.31	8.6	1.91	1.32	9.0	1.99	1.33
0	60	7.1	1.81	1.15	7.6	1.90	1.17	8.0	1.98	1.18
	70	7.0	1.69	1.20	7.3	1.75	1.22	7.6	1.81	1.24
	80	6.8	1.59	1.25	7.1	1.62	1.27	7.3	1.66	1.30

## Heating multipliers for determining the performance with other indoor sections

### Coil multipliers - 1.5 ton

**Table 21: Coil multipliers - 1.5 ton**

Air handler	Coils	MBH	COP	kW
RFC*18BBAMP2N1	—	1.01	1.04	0.97
RFC*24CBAMP2N1	—	1.16	1.09	1.06
JMET08BS2N1A	XAF/XAUB30C	1.00	1.10	0.91
JMET08BS2N1A	XAFB24B	1.01	1.04	0.97
JMET08BS2N1A	XAHB24B	1.01	1.06	0.95
JMET08BS2N1A	XAHB30C	0.96	1.08	0.90

### Furnace multipliers - 1.5 ton

**Table 22: Furnace multipliers - 1.5 ton**

Furnace	Coils	MBH	COP	kW
TL8E060A12UH11	XAF/XAUA24B	1.02	1.03	1.00
TL9E060B12UH11	XAF/XAUB30C	1.01	1.09	0.93
TL9E060B12UH11	XAFB24B	1.03	1.04	0.99
TL9E060B12UH11	XAHB30C	0.98	1.04	0.94
TM8E040A12MP11	XAF/XAUA24B	1.02	1.04	0.99
TM8E060A12MP11	XAF/XAUA24B	1.02	1.02	1.01
TM8E060A12MP11	XAHA24B	1.02	1.00	1.02
TM8E080B12MP11	XAF/XAUB30C	1.00	1.03	0.97
TM8E080B12MP11	XAFB24B	1.03	1.05	0.98
TM8E080B12MP11	XAHB30C	0.97	1.06	0.92
TM8E100B12MP11	XAF/XAUB30C	1.01	1.08	0.93
TM8E100B12MP11	XAFB24B	1.02	1.03	0.99
TM8E100B12MP11	XAHB24B	1.02	1.02	1.00
TM8E100B12MP11	XAHB30C	0.97	1.06	0.92
TM8Y060A12MP11	XAF/XAUA24B	1.02	1.01	1.01
TM8Y060A12MP11	XAHA24B	1.02	0.99	1.04
TM8Y080B12MP11	XAF/XAUB30C	1.01	1.09	0.93
TM8Y080B12MP11	XAFB24B	1.02	1.03	0.99
TM8Y080B12MP11	XAHB24B	1.02	1.03	0.99
TM9E026A08MP12	XAF/XAUA24B	1.03	0.97	1.06
TM9E040A10MP12	XAF/XAUA24B	1.03	1.00	1.03
TM9E060A10MP12	XAF/XAUA24B	1.03	1.01	1.02
TM9E060B12MP12	XAF/XAUB30C	1.00	1.05	0.96
TM9E060B12MP12	XAFB24B	1.02	0.98	1.04
TM9E080B12MP12	XAF/XAUB30C	1.00	1.06	0.95

**Table 22: Furnace multipliers - 1.5 ton**

Furnace	Coils	MBH	COP	kW
TM9Y040A10MP11	XAF/XAUA24B	1.03	0.97	1.06
TM9Y060B12MP11	XAF/XAUB30C	1.01	1.09	0.93
TM9Y060B12MP11	XAFB24B	1.03	1.04	0.99
TM9Y060B12MP11	XAHB30C	0.98	1.04	0.94
TM9Y080B12MP11	XAF/XAUB30C	1.00	1.03	0.97
TM9Y080B12MP11	XAFB24B	1.02	0.97	1.05
TMLE040A12MP11	XAF/XAUA24B	1.02	1.04	0.99
TMLE060A12MP11	XAF/XAUA24B	1.02	1.02	1.01
TMLE060A12MP11	XAHA24B	1.02	1.00	1.02
TMLE080B12MP11	XAF/XAUB30C	1.00	1.03	0.97
TMLE080B12MP11	XAFB24B	1.03	1.05	0.98
TMLE080B12MP11	XAHB30C	0.97	1.06	0.92
TMLE100B12MP11	XAF/XAUB30C	1.01	1.08	0.93
TMLE100B12MP11	XAFB24B	1.02	1.03	0.99
TMLE100B12MP11	XAHB24B	1.02	1.02	1.00
TMLE100B12MP11	XAHB30C	0.97	1.06	0.92

## Performance data 2 ton

### Condenser only data - 2 ton

**Table 23: Condenser only data - 2 ton**

Saturated suction at compressor		Outdoor temperature															
Temperature	Pressure	55 °F		65 °F		75 °F		85 °F		95 °F		105 °F		115 °F		125 °F	
(°F)	(psig)	MBH	kW	MBH	kW	MBH	kW	MBH	kW	MBH	kW	MBH	kW	MBH	kW	MBH	kW
35	107.4	22.54	1.06	21.31	1.25	20.08	1.44	18.85	1.64	17.62	1.83	16.39	2.03	15.17	2.22	13.94	2.41
40	118.6	25.56	1.08	24.17	1.27	22.77	1.46	21.38	1.65	19.99	1.84	18.59	2.04	17.20	2.23	15.81	2.42
45	130.4	28.58	1.10	27.02	1.29	25.46	1.48	23.91	1.67	22.35	1.86	20.79	2.04	19.23	2.23	17.67	2.42
50	143.0	31.60	1.12	29.88	1.30	28.16	1.49	26.43	1.68	24.71	1.87	22.99	2.05	21.27	2.24	19.54	2.43
55	156.3	34.62	1.14	32.74	1.32	30.85	1.51	28.96	1.69	27.07	1.88	25.19	2.06	23.30	2.25	21.41	2.43
60	170.3	37.64	1.16	35.59	1.34	33.54	1.52	31.49	1.71	29.44	1.89	27.38	2.07	25.33	2.26	23.28	2.44

### Condenser only data table notes

**Note:**

- For Outdoor Unit (Condenser) performance only. Data does not include the effects of air handler power or heat.
- Performance based on 15°F subcooling and 15°F superheat at the Outdoor Unit base valves.
  - Increase capacity by 1% for each 2°F increase in subcooling.
  - Decrease capacity by 1% for each 2°F decrease in subcooling.
- Maximum recommended condensing temperature is 140°F.

## Cooling performance data - 2 ton

**Table 24: Cooling performance data - 2 ton**

Air conditioning model number		YH2E24TB21S / THE2B24T21S / RHP14324B21S														
Air temperature entering outdoor unit (°F)	ID CFM	600					800					1000				
	ID DB (°F)	80	80	75	80	80	80	80	75	80	80	80	80	75	80	80
	ID WB (°F)	57	62	62	67	72	57	62	62	67	72	57	62	62	67	72
55	T.C.	23.6	25.4	20.2	27.7	30.6	25.5	26.7	23.9	28.8	31.5	27.5	27.9	27.7	30.0	32.5
	S.C.	22.8	20.2	15.2	17.8	14.2	24.8	23.7	18.9	20.5	15.8	26.9	27.2	22.5	23.1	17.4
	kW	1.41	1.42	1.03	1.43	1.45	1.49	1.50	1.30	1.51	1.54	1.57	1.58	1.58	1.60	1.62
65	T.C.	22.9	24.6	22.2	26.8	29.5	24.8	25.8	24.5	27.9	30.5	26.7	26.9	26.8	29.0	31.5
	S.C.	22.0	19.8	15.6	17.1	13.7	24.0	23.1	18.7	19.6	15.3	26.0	26.5	21.9	22.2	16.9
	kW	1.55	1.56	1.37	1.57	1.59	1.63	1.64	1.54	1.66	1.68	1.71	1.72	1.72	1.74	1.76
75	T.C.	22.2	23.7	24.1	25.9	28.5	24.1	24.8	25.0	27.0	29.5	26.0	26.0	25.9	28.0	30.4
	S.C.	21.1	19.4	16.0	16.3	13.2	23.1	22.6	18.6	18.8	14.8	25.1	25.7	21.2	21.3	16.3
	kW	1.69	1.70	1.70	1.71	1.73	1.77	1.78	1.78	1.80	1.82	1.86	1.86	1.86	1.88	1.90
85	T.C.	21.3	22.6	22.8	24.8	27.5	23.1	23.7	23.7	25.8	28.3	24.9	24.8	24.5	26.7	29.1
	S.C.	20.3	19.1	15.7	15.9	12.6	22.2	22.2	18.3	18.4	14.4	24.1	24.8	20.9	20.9	16.1
	kW	1.87	1.88	1.89	1.90	1.92	1.95	1.96	1.97	1.98	2.00	2.04	2.04	2.04	2.06	2.09
95	T.C.	20.5	21.4	21.6	23.7	26.5	22.2	22.5	22.3	24.6	27.1	23.8	23.6	23.1	25.4	27.7
	S.C.	19.5	18.8	15.4	15.5	12.1	21.3	21.8	18.0	18.0	14.0	23.0	23.6	20.6	20.4	15.8
	kW	2.06	2.07	2.07	2.09	2.10	2.14	2.14	2.15	2.16	2.19	2.21	2.22	2.23	2.24	2.27
105	T.C.	19.8	20.6	20.7	22.7	25.3	21.3	21.6	21.3	23.5	25.8	22.8	22.6	22.0	24.2	26.3
	S.C.	18.8	18.1	14.9	15.0	11.7	20.5	21.0	17.4	17.4	13.4	22.1	22.6	19.9	19.9	15.2
	kW	2.27	2.28	2.28	2.29	2.31	2.34	2.35	2.35	2.37	2.41	2.42	2.42	2.43	2.45	2.52
115	T.C.	19.1	19.8	19.7	21.8	24.1	20.5	20.7	20.4	22.4	24.5	21.9	21.6	21.0	23.0	24.9
	S.C.	18.2	17.4	14.4	14.4	11.2	19.7	20.1	16.8	16.9	12.9	21.2	21.6	19.2	19.4	14.6
	kW	2.47	2.48	2.49	2.50	2.51	2.55	2.55	2.56	2.58	2.64	2.63	2.63	2.63	2.65	2.77
125	T.C.	18.4	19.0	18.8	20.8	22.9	19.6	19.8	19.4	21.3	23.2	20.9	20.7	20.0	21.8	23.6
	S.C.	17.5	16.7	13.9	13.8	10.8	18.9	19.3	16.2	16.4	12.4	20.3	20.7	18.5	18.9	14.1
	kW	2.68	2.69	2.69	2.71	2.72	2.76	2.76	2.77	2.78	2.87	2.83	2.84	2.84	2.86	3.01

## Cooling multipliers for determining the performance with other indoor sections

For dry bulb temperatures different than those listed (between 73 °F - 87 °F), sensible capacity increases by 1060 Btuh per 1000 CFM per degree above the listed temperature and decreases by 1060 Btuh per 1000 CFM per degree below the listed temperature.

## Coil multipliers - 2 ton

**Table 25: Coil multipliers - 2 ton**

Air handler	Coils	TC	SC	kW
RFC*24CBAMP2N1	—	0.99	1.02	0.97
JMET08BS2N1A	XAF/XAUB30C	1.02	1.02	0.94
JMET08BS2N1A	XAHB30C	1.01	1.07	0.94
JMET08BS2N1A	XAHB30C	1.01	1.07	0.94

## Furnace multipliers - 2 ton

**Table 26: Furnace multipliers - 2 ton**

Furnace	Coils	TC	SC	kW
TL9E060B12UH11	XAHB30C	1.00	1.11	0.96
TM8E080B12MP11	XAHB30C	1.01	1.11	0.94
TM8E100B12MP11	XAF/XAUB30C	1.01	1.01	0.95
TM8E100B12MP11	XAHB30C	1.01	1.12	0.94



**Table 26: Furnace multipliers - 2 ton**

Furnace	Coils	TC	SC	kW
TM8Y080B12MP11	XAHB30C	1.00	1.09	0.94
TM9E060B12MP12	XAHB30C	1.00	1.12	0.96
TM9E080B12MP12	XAHB30C	1.00	1.11	0.94
TM9Y060B12MP11	XAHB30C	1.00	1.09	0.96
TM9Y080B12MP11	XAHB30C	1.00	1.10	0.94
TMLE080B12MP11	XAHB30C	1.01	1.11	0.94
TMLE100B12MP11	XAF/XAUB30C	1.01	1.01	0.95
TMLE100B12MP11	XAHB30C	1.01	1.12	0.94

## Heating performance data 2 ton

**Table 27: Heating performance data 2 ton**

Condensing unit model number		YH2E24TB21S / THE2B24T21S / RHP14324B21S								
Air temperature entering outdoor unit (°F)	Air temperature entering indoor coil (°F)	ID CFM								
		600			800			1000		
		MBH	COP	kW	MBH	COP	kW	MBH	COP	kW
60	60	27.4	4.27	1.88	28.4	4.53	1.84	29.4	4.81	1.79
	70	26.7	3.80	2.06	27.5	4.03	2.00	28.3	4.28	1.94
	80	26.0	3.41	2.24	26.6	3.61	2.16	27.3	3.82	2.09
47	60	23.2	3.80	1.79	23.8	3.96	1.76	24.3	4.11	1.73
	70	22.6	3.37	1.96	23.1	3.51	1.92	23.6	3.66	1.88
	80	21.9	3.01	2.14	22.4	3.14	2.09	22.8	3.28	2.04
40	60	20.9	3.51	1.75	21.4	3.62	1.73	21.8	3.74	1.71
	70	18.8	2.98	1.85	19.9	3.14	1.85	20.9	3.30	1.86
	80	16.7	2.51	1.95	18.4	2.72	1.98	20.1	2.93	2.01
30	60	18.4	3.17	1.70	18.5	3.20	1.69	18.6	3.24	1.68
	70	17.8	2.79	1.87	18.0	2.84	1.86	18.2	2.89	1.84
	80	17.2	2.47	2.04	17.5	2.54	2.02	17.8	2.61	2.00
17	60	14.7	2.62	1.64	15.0	2.67	1.65	15.4	2.72	1.66
	70	14.4	2.34	1.80	14.6	2.38	1.80	14.9	2.43	1.80
	80	14.1	2.11	1.95	14.2	2.14	1.94	14.4	2.17	1.94
10	60	12.5	2.27	1.61	12.8	2.31	1.62	13.1	2.34	1.64
	70	12.4	2.08	1.75	12.6	2.09	1.76	12.7	2.10	1.77
	80	12.4	1.92	1.89	12.4	1.91	1.90	12.4	1.90	1.91
0	60	10.7	2.03	1.54	10.9	2.03	1.58	11.2	2.03	1.61
	70	10.2	1.77	1.68	10.5	1.80	1.71	10.8	1.83	1.74
	80	9.6	1.55	1.82	10.1	1.60	1.84	10.5	1.65	1.86

## Heating multipliers for determining the performance with other indoor sections

### Coil multipliers - 2 ton

**Table 28: Coil multipliers - 2 ton**

Air handler	Coils	MBH	COP	kW
RFC*24CBAMP2N1	—	1.06	1.16	0.91
JMET08BS2N1A	XAF/XAUB30C	0.98	1.06	0.93
JMET08BS2N1A	XAHB30C	0.96	1.03	0.93
JMET08BS2N1A	XAHB30C	0.96	1.03	0.93

## Furnace multipliers - 2 ton

**Table 29: Furnace multipliers - 2 ton**

Furnace	Coils	MBH	COP	kW
TL9E060B12UH11	XAHB30C	0.99	1.03	0.96
TM8E080B12MP11	XAHB30C	0.97	1.04	0.94
TM8E100B12MP11	XAF/XAUB30C	0.99	1.06	0.94
TM8E100B12MP11	XAHB30C	0.98	1.05	0.93
TM8Y080B12MP11	XAHB30C	0.97	1.03	0.94
TM9E060B12MP12	XAHB30C	0.99	1.03	0.96
TM9E080B12MP12	XAHB30C	0.98	1.04	0.94
TM9Y060B12MP11	XAHB30C	0.97	1.02	0.96
TM9Y080B12MP11	XAHB30C	0.98	1.04	0.94
TMLE080B12MP11	XAHB30C	0.97	1.04	0.94
TMLE100B12MP11	XAF/XAUB30C	0.99	1.06	0.94
TMLE100B12MP11	XAHB30C	0.98	1.05	0.93

## Performance data 2.5 ton

### Condenser only data - 2.5 ton

**Table 30: Condenser only data - 2.5 ton**

Saturated suction at compressor		Outdoor temperature															
Temperature (°F)	Pressure (psig)	55 °F		65 °F		75 °F		85 °F		95 °F		105 °F		115 °F		125 °F	
		MBH	kW	MBH	kW	MBH	kW	MBH	kW	MBH	kW	MBH	kW	MBH	kW	MBH	kW
35	107.4	29.57	1.34	27.71	1.54	25.86	1.74	24.00	1.94	22.14	2.14	20.29	2.34	18.43	2.55	16.58	2.75
40	118.6	32.97	1.37	31.01	1.57	29.06	1.78	27.10	1.98	25.15	2.19	23.19	2.39	21.23	2.60	19.28	2.80
45	130.4	36.37	1.40	34.31	1.61	32.26	1.82	30.20	2.02	28.15	2.23	26.09	2.44	24.04	2.65	21.98	2.86
50	143.0	39.77	1.43	37.61	1.64	35.46	1.85	33.30	2.07	31.15	2.28	28.99	2.49	26.84	2.70	24.68	2.91
55	156.3	43.17	1.46	40.91	1.68	38.66	1.89	36.40	2.11	34.15	2.32	31.90	2.54	29.64	2.75	27.39	2.96
60	170.3	46.57	1.50	44.21	1.71	41.86	1.93	39.51	2.15	37.15	2.37	34.80	2.58	32.44	2.80	30.09	3.02

### Condenser only data table notes

**Note:**

- For Outdoor Unit (Condenser) performance only. Data does not include the effects of air handler power or heat.
- Performance based on 15°F subcooling and 15°F superheat at the Outdoor Unit base valves.
  - Increase capacity by 1% for each 2°F increase in subcooling.
  - Decrease capacity by 1% for each 2°F decrease in subcooling.
- Maximum recommended condensing temperature is 140°F.

## Cooling performance data - 2.5 ton

**Table 31: Cooling performance data - 2.5 ton**

Air conditioning model number		YH2E30TB21S / THE2B30T21S / RHP14330B21S														
Air temperature entering outdoor unit (°F)	ID CFM	750					1000					1250				
		ID DB (°F)	80	80	75	80	80	80	75	80	80	80	75	80	80	
		ID WB (°F)	57	62	62	67	72	57	62	62	67	72	57	62	62	67
55	T.C.	29.0	31.8	31.6	34.6	37.6	31.3	33.2	32.9	35.7	38.8	33.7	34.6	34.2	36.8	39.9
	S.C.	28.5	25.8	21.6	22.1	17.8	31.3	30.0	24.8	26.0	19.8	33.7	34.1	28.0	29.9	21.8
	kW	1.80	1.83	1.83	1.85	1.89	1.91	1.94	1.94	1.96	2.00	2.03	2.05	2.05	2.07	2.11
65	T.C.	28.2	30.5	30.3	33.3	36.3	30.5	31.9	31.6	34.5	37.4	32.8	33.3	32.9	35.7	38.5
	S.C.	27.4	25.0	21.1	20.9	17.4	30.5	29.1	24.3	24.7	19.8	32.8	33.2	27.6	28.4	22.2
	kW	1.96	1.98	1.98	2.00	2.04	2.07	2.08	2.09	2.12	2.15	2.19	2.19	2.20	2.23	2.27
75	T.C.	27.3	29.2	29.1	31.9	35.1	29.6	30.6	30.3	33.3	36.0	31.9	32.0	31.6	34.6	37.0
	S.C.	26.3	24.2	20.5	19.7	17.0	29.0	28.2	23.8	23.3	19.8	31.8	32.0	27.2	26.9	22.6
	kW	2.11	2.12	2.13	2.16	2.19	2.23	2.23	2.24	2.27	2.31	2.35	2.33	2.35	2.38	2.42
85	T.C.	26.3	28.0	27.9	30.7	33.7	28.4	29.2	29.0	31.9	34.6	30.5	30.4	30.0	33.1	35.5
	S.C.	25.6	23.8	19.5	19.4	16.5	28.4	27.9	23.0	23.1	19.3	30.5	30.4	26.5	26.8	22.0
	kW	2.33	2.33	2.33	2.36	2.39	2.44	2.44	2.44	2.47	2.51	2.56	2.54	2.55	2.58	2.63
95	T.C.	25.2	26.7	26.7	29.6	32.4	27.1	27.8	27.6	30.6	33.2	29.0	28.8	28.5	31.5	34.0
	S.C.	24.9	23.5	18.4	19.1	16.0	27.1	27.5	22.1	22.8	18.7	29.0	28.8	25.7	26.6	21.4
	kW	2.54	2.54	2.53	2.56	2.59	2.65	2.64	2.64	2.67	2.71	2.77	2.75	2.74	2.78	2.84
105	T.C.	24.6	25.6	25.6	28.3	31.0	26.3	26.7	26.4	29.2	31.8	28.1	27.9	27.3	30.1	32.6
	S.C.	23.5	22.8	18.0	18.7	15.5	26.3	26.4	21.5	22.4	18.0	28.1	27.9	25.0	26.0	20.5
	kW	2.78	2.78	2.77	2.80	2.82	2.89	2.88	2.88	2.91	2.94	2.99	2.98	2.98	3.02	3.05
115	T.C.	23.9	24.4	24.4	27.0	29.7	25.5	25.7	25.2	27.8	30.4	27.2	26.9	26.0	28.6	31.2
	S.C.	22.2	22.2	17.6	18.4	14.9	25.1	25.2	21.0	21.9	17.3	27.2	26.9	24.3	25.5	19.7
	kW	3.01	3.03	3.01	3.04	3.05	3.12	3.12	3.11	3.14	3.16	3.22	3.22	3.21	3.25	3.27
125	T.C.	23.2	23.3	23.3	25.7	28.3	24.7	24.6	24.0	26.4	29.0	26.2	26.0	24.8	27.1	29.8
	S.C.	20.8	21.5	17.1	18.0	14.4	23.6	24.1	20.4	21.5	16.6	26.2	26.0	23.7	25.0	18.9
	kW	3.25	3.28	3.26	3.27	3.28	3.35	3.36	3.35	3.38	3.39	3.45	3.45	3.44	3.49	3.49

## Cooling multipliers for determining the performance with other indoor sections

For dry bulb temperatures different than those listed (between 73 °F - 87 °F), sensible capacity increases by 1060 Btuh per 1000 CFM per degree above the listed temperature and decreases by 1060 Btuh per 1000 CFM per degree below the listed temperature.

## Coil multipliers - 2.5 ton

**Table 32: Coil multipliers - 2.5 ton**

Air handler	Coils	TC	SC	kW
RFC*30DBAMP2N1	—	1.00	1.00	1.01
RFC*30DBAMP2N1	—	1.00	1.00	1.01
RFC*36DBAMP2N1	—	0.95	0.95	1.03
JMET12BS2N1A	XAF/XAUB30C	1.00	1.00	1.01
JMET12CS2N1A	XAFC36D	1.00	1.00	1.00
JMET12CS2N1A	XAFC36D	1.00	1.00	1.00
JMET12CS2N1A	XAHC36D	0.95	1.07	1.00
JMET12CS2N1A	XAHC36D	0.95	1.07	1.00

## Furnace multipliers - 2.5 ton

**Table 33: Furnace multipliers - 2.5 ton**

Furnace	Coils	TC	SC	kW
TL8E060A12UH11	XAFA30D	0.98	0.97	1.06
TL8E080C16UH11	XAFC36D	0.99	0.98	1.03
TL8E100C20UH11	XAFC36D	1.00	1.00	1.01
TL8E100C20UH11	XAHC36D	0.95	1.11	1.02
TL9E080C16UH11	XAFC36D	0.99	0.98	1.03
TM8E040A12MP11	XAFA30D	0.98	0.97	1.05
TM8E060A12MP11	XAFA30D	0.98	0.97	1.06
TM8E080C16MP11	XAFC36D	0.99	0.99	1.03
TM8E080C16MP11	XAHC36D	0.94	1.09	1.03
TM8E100C16MP11	XAFC36D	0.99	0.99	1.03
TM8E100C16MP11	XAHC36D	0.95	1.09	1.04
TM8E120C16MP11	XAFC36D	0.99	0.99	1.03
TM8E120C16MP11	XAHC36D	0.95	1.09	1.03
TM8Y060A12MP11	XAFA30D	0.99	0.98	1.06
TM8Y080C16MP11	XAFC36D	0.99	0.99	1.01
TM8Y080C16MP11	XAHC36D	0.94	1.11	1.03
TM8Y100C16MP11	XAFC36D	0.99	0.99	1.01
TM8Y100C16MP11	XAHC36D	0.94	1.11	1.03
TM8Y100C20MP11	XAFC36D	1.00	1.00	1.01
TM8Y100C20MP11	XAHC36D	0.95	1.10	1.03
TM8Y120C20MP11	XAFC36D	1.00	1.00	1.01
TM8Y120C20MP11	XAHC36D	0.95	1.10	1.03
TM9E080C16MP12	XAFC36D	0.99	0.99	1.04
TM9E100C16MP12	XAFC36D	0.99	0.99	1.03
TM9Y080C16MP11	XAFC36D	0.99	0.99	1.04
TM9Y100C16MP11	XAFC36D	0.99	0.98	1.04
TMLE040A12MP11	XAFA30D	0.98	0.97	1.05
TMLE060A12MP11	XAFA30D	0.98	0.97	1.06
TMLE080C16MP11	XAFC36D	0.99	0.99	1.03
TMLE080C16MP11	XAHC36D	0.94	1.09	1.03
TMLE100C16MP11	XAFC36D	0.99	0.99	1.03
TMLE100C16MP11	XAHC36D	0.95	1.09	1.04
TMLE120C16MP11	XAFC36D	0.99	0.99	1.03
TMLE120C16MP11	XAHC36D	0.95	1.09	1.03
TP9C100C16MP13C	XAFC36D	0.99	0.99	1.03
TPLC100C16MP13C	XAFC36D	0.99	0.99	1.04

## Heating performance data 2.5 ton

**Table 34: Heating performance data 2.5 ton**

Condensing unit model number		YH2E30TB21S / THE2B30T21S / RHP14330B21S								
Air temperature entering outdoor unit (°F)	Air temperature entering indoor coil (°F)	ID CFM								
		750			1000			1250		
		MBH	COP	kW	MBH	COP	kW	MBH	COP	kW
0	60	32.0	4.23	2.21	32.0	4.29	2.19	32.1	4.36	2.16
	70	30.9	3.75	2.42	31.5	3.88	2.37	32.0	4.02	2.33
	80	29.9	3.34	2.62	30.9	3.53	2.56	31.9	3.73	2.50
47	60	28.0	3.89	2.11	28.7	4.00	2.11	29.5	4.12	2.10
	70	27.0	3.43	2.31	27.9	3.58	2.28	28.8	3.73	2.26
	80	26.1	3.05	2.50	27.1	3.22	2.46	28.0	3.39	2.42
40	60	25.4	3.61	2.06	26.2	3.72	2.06	27.0	3.83	2.07
	70	24.0	3.13	2.24	24.8	3.25	2.24	25.6	3.37	2.23
	80	22.5	2.72	2.42	23.3	2.84	2.41	24.2	2.97	2.39
30	60	20.8	3.08	1.98	21.8	3.18	2.01	22.7	3.27	2.04
	70	20.8	2.81	2.17	21.4	2.87	2.18	22.0	2.94	2.19
	80	20.8	2.57	2.37	21.0	2.61	2.36	21.3	2.65	2.35
17	60	18.2	2.74	1.94	18.6	2.76	1.97	18.9	2.77	2.00
	70	17.6	2.46	2.10	18.0	2.48	2.13	18.4	2.50	2.16
	80	17.1	2.21	2.27	17.5	2.24	2.29	18.0	2.27	2.32
10	60	15.9	2.45	1.90	16.2	2.47	1.93	16.6	2.48	1.95
	70	15.4	2.20	2.06	15.8	2.23	2.08	16.3	2.27	2.10
	80	14.9	1.98	2.21	15.5	2.03	2.23	16.0	2.08	2.25
0	60	12.9	1.97	1.93	13.4	1.98	1.98	13.9	2.00	2.03
	70	12.6	1.75	2.10	13.2	1.80	2.15	13.9	1.85	2.20
	80	12.2	1.57	2.27	13.0	1.64	2.32	13.8	1.72	2.36

## Heating multipliers for determining the performance with other indoor sections

### Coil multipliers - 2.5 ton

**Table 35: Coil multipliers - 2.5 ton**

Air handler	Coils	MBH	COP	kW
RFC*30DBAMP2N1	—	1.00	0.99	1.01
RFC*30DBAMP2N1	—	1.00	0.99	1.01
RFC*36DBAMP2N1	—	1.08	1.18	0.93
JMET12BS2N1A	XAF/XAUB30C	1.00	0.99	1.01
JMET12CS2N1A	XAFC36D	1.00	1.00	0.99
JMET12CS2N1A	XAFC36D	1.00	1.00	0.99
JMET12CS2N1A	XAHC36D	0.95	0.94	1.00
JMET12CS2N1A	XAHC36D	0.95	0.94	1.00

### Furnace multipliers - 2.5 ton

**Table 36: Furnace multipliers - 2.5 ton**

Furnace	Coils	MBH	COP	kW
TL8E060A12UH11	XAFA30D	1.02	0.95	1.08
TL8E080C16UH11	XAFC36D	1.01	0.97	1.04
TL8E100C20UH11	XAFC36D	1.01	0.99	1.02

**Table 36: Furnace multipliers - 2.5 ton**

Furnace	Coils	MBH	COP	kW
TL8E100C20UH11	XAHC36D	0.95	0.92	1.04
TL9E080C16UH11	XAFC36D	1.01	0.97	1.05
TM8E040A12MP11	XAFA30D	1.02	0.95	1.06
TM8E060A12MP11	XAFA30D	1.02	0.95	1.08
TM8E080C16MP11	XAFC36D	1.01	0.97	1.04
TM8E080C16MP11	XAHC36D	0.95	0.91	1.04
TM8E100C16MP11	XAFC36D	1.01	0.97	1.04
TM8E100C16MP11	XAHC36D	0.96	0.92	1.04
TM8E120C16MP11	XAFC36D	1.01	0.97	1.04
TM8E120C16MP11	XAHC36D	0.96	0.92	1.04
TM8Y060A12MP11	XAFA30D	1.02	0.96	1.06
TM8Y080C16MP11	XAFC36D	1.01	0.98	1.02
TM8Y080C16MP11	XAHC36D	0.96	0.91	1.05
TM8Y100C16MP11	XAFC36D	1.01	0.98	1.02
TM8Y100C16MP11	XAHC36D	0.96	0.91	1.05
TM8Y100C20MP11	XAFC36D	1.00	0.99	1.01
TM8Y100C20MP11	XAHC36D	0.95	0.92	1.04
TM8Y120C20MP11	XAFC36D	1.00	0.99	1.01
TM8Y120C20MP11	XAHC36D	0.95	0.92	1.04
TM9E080C16MP12	XAFC36D	1.01	0.96	1.05
TM9E100C16MP12	XAFC36D	1.01	0.97	1.05
TM9Y080C16MP11	XAFC36D	1.01	0.96	1.05
TM9Y100C16MP11	XAFC36D	1.01	0.96	1.05
TMLE040A12MP11	XAFA30D	1.02	0.95	1.06
TMLE060A12MP11	XAFA30D	1.02	0.95	1.08
TMLE080C16MP11	XAFC36D	1.01	0.97	1.04
TMLE080C16MP11	XAHC36D	0.95	0.91	1.04
TMLE100C16MP11	XAFC36D	1.01	0.97	1.04
TMLE100C16MP11	XAHC36D	0.96	0.92	1.04
TMLE120C16MP11	XAFC36D	1.01	0.97	1.04
TMLE120C16MP11	XAHC36D	0.96	0.92	1.04

## Performance data 3 ton

Condenser only data - 3 ton

**Table 37: Condenser only data - 3 ton**

Saturated suction at compressor		Outdoor temperature															
Temperature	Pressure	55 °F		65 °F		75 °F		85 °F		95 °F		105 °F		115 °F		125 °F	
(°F)	(psig)	MBH	kW	MBH	kW	MBH	kW	MBH	kW	MBH	kW	MBH	kW	MBH	kW	MBH	kW
35	107.4	32.00	1.59	30.10	1.85	28.21	2.11	26.31	2.37	24.41	2.63	22.52	2.89	20.62	3.15	18.73	3.41
40	118.6	36.72	1.64	34.62	1.89	32.52	2.15	30.42	2.41	28.32	2.66	26.22	2.92	24.12	3.17	22.02	3.43
45	130.4	41.45	1.68	39.14	1.93	36.84	2.19	34.53	2.44	32.23	2.69	29.93	2.94	27.62	3.20	25.32	3.45
50	143.0	46.17	1.73	43.66	1.98	41.16	2.22	38.65	2.47	36.14	2.72	33.63	2.97	31.12	3.22	28.61	3.47
55	156.3	50.90	1.77	48.19	2.02	45.47	2.26	42.76	2.51	40.05	2.75	37.33	3.00	34.62	3.24	31.91	3.49
60	170.3	55.62	1.82	52.71	2.06	49.79	2.30	46.87	2.54	43.95	2.78	41.04	3.02	38.12	3.27	35.20	3.51

Condenser only data table notes

**Note:**

- For Outdoor Unit (Condenser) performance only. Data does not include the effects of air handler power or heat.
- Performance based on 15°F subcooling and 15°F superheat at the Outdoor Unit base valves.
  - Increase capacity by 1% for each 2°F increase in subcooling.
  - Decrease capacity by 1% for each 2°F decrease in subcooling.
- Maximum recommended condensing temperature is 140°F.

Cooling performance data - 3 ton

**Table 38: Cooling performance data - 3 ton**

Air conditioning model number		YH2E36TB21S / THE2B36T21S / RHP14336B21S															
Air temperature entering outdoor unit (°F)	ID CFM	900						1200						1500			
	ID DB (°F)	80	80	75	80	80	80	80	75	80	80	80	80	80	75	80	80
	ID WB (°F)	57	62	62	67	72	57	62	62	67	72	57	62	62	67	72	
55	T.C.	33.6	36.2	36.5	39.5	44.4	36.7	38.3	38.3	41.7	45.9	39.9	40.4	40.1	43.9	47.5	
	S.C.	33.6	31.7	26.5	27.4	21.2	36.7	35.8	30.4	30.7	23.6	39.9	39.9	34.3	33.9	25.9	
	kW	2.10	2.12	2.12	2.15	2.20	2.23	2.24	2.24	2.27	2.31	2.36	2.36	2.36	2.39	2.43	
65	T.C.	33.2	35.4	35.6	39.0	43.5	35.9	37.1	37.2	40.8	44.9	38.6	38.9	38.8	42.7	46.3	
	S.C.	32.2	30.0	25.5	25.7	20.3	35.5	34.7	29.3	29.3	22.8	38.6	38.9	33.2	33.0	25.4	
	kW	2.30	2.31	2.32	2.34	2.39	2.43	2.44	2.44	2.46	2.50	2.56	2.56	2.56	2.58	2.61	
75	T.C.	32.9	34.5	34.6	38.4	42.6	35.1	36.0	36.1	39.9	43.9	37.4	37.5	37.5	41.4	45.2	
	S.C.	30.0	28.4	24.5	23.9	19.3	33.7	33.7	28.3	28.0	22.1	37.4	37.5	32.0	32.1	24.8	
	kW	2.49	2.51	2.52	2.54	2.58	2.62	2.63	2.64	2.65	2.69	2.75	2.76	2.76	2.77	2.80	
85	T.C.	31.3	32.6	33.0	36.4	40.5	33.6	34.3	34.3	37.8	41.7	35.9	35.9	35.5	39.2	42.9	
	S.C.	29.8	28.4	23.6	23.5	19.0	32.8	32.8	27.5	27.5	21.8	35.9	35.9	31.4	31.4	24.6	
	kW	2.76	2.77	2.78	2.79	2.83	2.88	2.89	2.89	2.91	2.95	3.01	3.01	3.01	3.03	3.06	
95	T.C.	29.7	30.7	31.4	34.4	38.4	32.1	32.5	32.5	35.8	39.5	34.5	34.4	33.6	37.1	40.6	
	S.C.	29.6	28.4	22.7	23.2	18.7	32.0	31.9	26.8	27.0	21.5	34.3	34.4	30.8	30.8	24.3	
	kW	3.02	3.04	3.03	3.04	3.08	3.14	3.15	3.15	3.17	3.20	3.27	3.26	3.26	3.29	3.33	
105	T.C.	28.6	29.4	30.0	33.0	36.8	30.8	31.2	31.0	34.1	37.7	33.1	33.0	32.0	35.3	38.7	
	S.C.	28.3	27.5	22.1	22.6	17.8	30.6	30.7	26.0	26.4	20.7	32.9	33.0	29.9	30.1	23.6	
	kW	3.32	3.34	3.33	3.35	3.37	3.44	3.44	3.44	3.46	3.49	3.56	3.55	3.56	3.58	3.62	
115	T.C.	27.5	28.2	28.6	31.5	35.1	29.6	29.9	29.4	32.5	35.9	31.7	31.6	30.3	33.5	36.7	
	S.C.	27.0	26.6	21.4	22.0	16.9	29.3	29.5	25.2	25.7	19.9	31.5	31.6	28.9	29.4	22.8	
	kW	3.62	3.63	3.62	3.65	3.66	3.74	3.74	3.74	3.76	3.78	3.86	3.85	3.86	3.88	3.91	
125	T.C.	26.4	26.9	27.1	30.0	33.5	28.4	28.6	27.9	30.8	34.1	30.3	30.2	28.7	31.7	34.8	
	S.C.	25.7	25.7	20.7	21.5	16.1	27.9	28.2	24.4	25.1	19.1	30.1	30.2	28.0	28.7	22.1	
	kW	3.91	3.93	3.92	3.95	3.95	4.03	4.04	4.04	4.06	4.08	4.15	4.15	4.15	4.17	4.20	

## Cooling multipliers for determining the performance with other indoor sections

For dry bulb temperatures different than those listed (between 73 °F - 87 °F), sensible capacity increases by 1060 Btuh per 1000 CFM per degree above the listed temperature and decreases by 1060 Btuh per 1000 CFM per degree below the listed temperature.

### Coil multipliers - 3 ton

**Table 39: Coil multipliers - 3 ton**

Air handler	Coils	TC	SC	kW
RFC*36DBCMP2N1	—	1.00	0.99	0.98
RFC*36DBCMP2N1	—	1.01	1.04	0.94
JMET12CS2N1A	XAFC36D	1.01	1.01	0.96
JMET12CS2N1A	XAFC36D	1.01	1.01	0.96
JMET12CS2N1A	XAHC36D	1.01	1.03	0.95
JMET16CS2N1A	XAFC36D	1.01	1.02	0.96
JMET16CS2N1A	XAHC36D	1.01	1.04	0.95
JMET16CS2N1A	XAHC36D	1.01	1.04	0.95

### Furnace multipliers - 3 ton

**Table 40: Furnace multipliers - 3 ton**

Furnace	Coils	TC	SC	kW
TL8E100C20UH11	XAHC36D	1.00	1.02	0.98
TM8Y080C16MP11	XAFC36D	1.00	0.99	0.99
TM8Y080C16MP11	XAHC36D	1.00	1.03	0.97
TM8Y100C16MP11	XAFC36D	1.00	0.99	0.99
TM8Y100C16MP11	XAHC36D	1.00	1.03	0.97



## Heating performance data 3 ton

**Table 41: Heating performance data 3 ton**

Condensing unit model number		YH2E36TB21S / THE2B36T21S / RHP14336B21S								
Air temperature entering outdoor unit (°F)	Air temperature entering indoor coil (°F)	ID CFM								
		900			1200			1500		
		MBH	COP	kW	MBH	COP	kW	MBH	COP	kW
60	60	41.9	4.27	2.87	43.0	4.49	2.81	44.1	4.71	2.74
	70	40.8	3.81	3.14	41.9	4.01	3.06	42.9	4.23	2.97
	80	39.8	3.42	3.40	40.7	3.61	3.31	41.7	3.82	3.21
47	60	35.7	3.86	2.71	36.4	3.99	2.67	37.1	4.12	2.64
	70	34.8	3.44	2.97	35.5	3.57	2.92	36.2	3.70	2.86
	80	33.9	3.08	3.23	34.6	3.21	3.16	35.3	3.35	3.09
40	60	31.0	3.46	2.62	32.2	3.63	2.60	33.5	3.79	2.59
	70	30.2	3.08	2.88	31.2	3.21	2.85	32.2	3.35	2.82
	80	29.4	2.75	3.13	30.1	2.86	3.09	30.9	2.96	3.05
30	60	27.7	3.21	2.53	27.6	3.21	2.52	27.5	3.21	2.51
	70	26.9	2.84	2.77	26.8	2.86	2.75	26.7	2.88	2.72
	80	26.1	2.54	3.02	26.0	2.57	2.97	25.9	2.60	2.93
17	60	23.3	2.82	2.43	23.8	2.84	2.45	24.2	2.86	2.47
	70	21.9	2.45	2.62	22.7	2.51	2.65	23.5	2.56	2.69
	80	20.5	2.13	2.81	21.7	2.22	2.86	22.8	2.31	2.90
10	60	20.5	2.54	2.36	20.6	2.52	2.39	20.7	2.50	2.43
	70	19.9	2.27	2.57	20.1	2.27	2.60	20.3	2.27	2.62
	80	19.4	2.04	2.79	19.6	2.05	2.80	19.9	2.07	2.82
0	60	17.2	2.22	2.26	17.4	2.21	2.31	17.7	2.20	2.36
	70	16.9	2.01	2.47	17.2	2.01	2.51	17.5	2.01	2.55
	80	16.6	1.82	2.67	17.0	1.83	2.71	17.3	1.85	2.74

## Heating multipliers for determining the performance with other indoor sections

### Coil multipliers - 3 ton

**Table 42: Coil multipliers - 3 ton**

Air handler	Coils	MBH	COP	kW
RFC*36DBCMP2N1	—	1.00	1.02	0.99
RFC*36DBCMP2N1	—	0.97	1.07	0.91
JMET12CS2N1A	XAFC36D	0.99	1.04	0.96
JMET12CS2N1A	XAFC36D	0.99	1.04	0.96
JMET12CS2N1A	XAHC36D	0.99	1.06	0.94
JMET16CS2N1A	XAFC36D	0.99	1.04	0.95
JMET16CS2N1A	XAHC36D	0.99	1.06	0.94
JMET16CS2N1A	XAHC36D	0.99	1.06	0.94

### Furnace multipliers - 3 ton

**Table 43: Furnace multipliers - 3 ton**

Furnace	Coils	MBH	COP	kW
TL8E100C20UH11	XAHC36D	1.04	1.08	0.96
TM8Y080C16MP11	XAFC36D	1.00	1.01	0.99
TM8Y080C16MP11	XAHC36D	1.01	1.05	0.97

**Table 43: Furnace multipliers - 3 ton**

Furnace	Coils	MBH	COP	kW
TM8Y100C16MP11	XAFC36D	1.00	1.01	0.99
TM8Y100C16MP11	XAHC36D	1.01	1.05	0.97

## Performance data 3.5 ton

### Condenser only data - 3.5 ton

**Table 44: Condenser only data - 3.5 ton**

Saturated suction at compressor		Outdoor temperature															
Temperature	Pressure	55 °F		65 °F		75 °F		85 °F		95 °F		105 °F		115 °F		125 °F	
(°F)	(psig)	MBH	kW	MBH	kW	MBH	kW	MBH	kW	MBH	kW	MBH	kW	MBH	kW	MBH	kW
35	107.4	39.76	1.76	37.28	2.08	34.80	2.39	32.32	2.70	29.84	3.01	27.36	3.32	24.88	3.63	22.40	3.94
40	118.6	44.58	1.82	41.94	2.13	39.29	2.43	36.65	2.74	34.00	3.05	31.36	3.36	28.71	3.66	26.07	3.97
45	130.4	49.41	1.87	46.60	2.18	43.79	2.48	40.97	2.79	38.16	3.09	35.35	3.40	32.54	3.70	29.73	4.00
50	143.0	54.23	1.93	51.26	2.23	48.28	2.53	45.30	2.83	42.32	3.13	39.35	3.44	36.37	3.74	33.39	4.04
55	156.3	59.06	1.98	55.91	2.28	52.77	2.58	49.63	2.88	46.49	3.18	43.34	3.47	40.20	3.77	37.06	4.07
60	170.3	63.88	2.04	60.57	2.33	57.26	2.63	53.96	2.92	50.65	3.22	47.34	3.51	44.03	3.81	40.72	4.10

### Condenser only data table notes

**i Note:**

1. For Outdoor Unit (Condenser) performance only. Data does not include the effects of air handler power or heat.
2. Performance based on 15°F subcooling and 15°F superheat at the Outdoor Unit base valves.
  - a. Increase capacity by 1% for each 2°F increase in subcooling.
  - b. Decrease capacity by 1% for each 2°F decrease in subcooling.
3. Maximum recommended condensing temperature is 140°F.

## Cooling performance data - 3.5 ton

**Table 45: Cooling performance data - 3.5 ton**

Air conditioning model number		YH2E42TB21S / THE2B42T21S / RHP14342B21S														
Air temperature entering outdoor unit (°F)	ID CFM	1150					1400					1650				
		ID DB (°F)	80	80	75	80	80	80	75	80	80	80	75	80	80	
		ID WB (°F)	57	62	62	67	72	57	62	62	67	72	57	62	62	67
55	T.C.	38.2	42.6	43.0	46.8	50.4	41.3	44.0	44.2	47.8	51.1	44.3	45.3	45.4	48.9	51.7
	S.C.	38.2	36.4	30.3	30.3	24.0	41.3	39.6	33.0	33.0	25.5	44.0	42.7	35.8	35.6	26.9
	kW	2.47	2.50	2.50	2.54	2.59	2.58	2.61	2.61	2.65	2.69	2.69	2.72	2.71	2.76	2.79
65	T.C.	38.2	41.3	41.7	45.6	49.9	40.7	42.6	42.8	46.7	50.6	43.3	43.9	43.9	47.8	51.3
	S.C.	37.8	35.4	29.3	29.6	23.0	40.1	38.7	32.2	32.3	24.9	42.5	42.1	35.1	35.1	26.9
	kW	2.69	2.71	2.72	2.75	2.81	2.80	2.82	2.82	2.86	2.91	2.92	2.92	2.93	2.97	3.01
75	T.C.	38.1	40.0	40.4	44.4	49.5	40.2	41.2	41.4	45.5	50.1	42.2	42.5	42.4	46.6	50.8
	S.C.	36.5	34.4	28.4	28.8	22.1	38.8	37.9	31.4	31.7	24.4	41.0	41.4	34.5	34.6	26.8
	kW	2.92	2.92	2.93	2.97	3.02	3.03	3.02	3.03	3.07	3.12	3.14	3.12	3.14	3.18	3.22
85	T.C.	36.7	38.2	38.4	42.2	47.0	38.7	39.3	39.3	43.2	47.7	40.6	40.4	40.2	44.3	48.5
	S.C.	35.3	33.9	27.9	28.3	22.0	37.3	37.4	30.9	31.4	24.2	39.4	40.4	33.8	34.4	26.5
	kW	3.22	3.22	3.23	3.26	3.31	3.33	3.32	3.33	3.36	3.41	3.44	3.42	3.43	3.47	3.51
95	T.C.	35.3	36.3	36.4	39.9	44.5	37.1	37.3	37.2	40.9	45.3	38.9	38.3	38.0	41.9	46.2
	S.C.	34.0	33.5	27.4	27.9	21.9	35.9	36.9	30.3	31.0	24.0	37.9	38.3	33.1	34.1	26.1
	kW	3.52	3.52	3.52	3.55	3.59	3.63	3.62	3.62	3.65	3.69	3.73	3.72	3.72	3.76	3.80
105	T.C.	34.0	34.7	34.8	38.2	42.5	35.7	35.8	35.5	39.1	43.3	37.3	36.8	36.3	40.0	44.1
	S.C.	32.6	32.3	26.5	27.0	21.2	34.4	35.5	29.3	30.1	23.3	36.2	36.8	32.1	33.2	25.3
	kW	3.86	3.86	3.86	3.89	3.92	3.97	3.96	3.96	3.99	4.03	4.07	4.06	4.06	4.09	4.13
115	T.C.	32.7	33.2	33.2	36.5	40.5	34.2	34.2	33.9	37.3	41.2	35.8	35.2	34.6	38.0	41.9
	S.C.	31.2	31.1	25.6	26.2	20.5	32.9	34.1	28.3	29.2	22.6	34.6	35.2	31.0	32.2	24.6
	kW	4.20	4.19	4.19	4.23	4.25	4.31	4.29	4.29	4.33	4.36	4.42	4.40	4.39	4.43	4.46
125	T.C.	31.3	31.6	31.7	34.8	38.5	32.7	32.7	32.2	35.4	39.2	34.2	33.7	32.8	36.0	39.8
	S.C.	29.8	30.0	24.7	25.4	19.9	31.3	32.6	27.3	28.3	21.8	32.9	33.7	29.9	31.2	23.8
	kW	4.53	4.52	4.53	4.57	4.59	4.65	4.63	4.63	4.67	4.69	4.76	4.74	4.73	4.77	4.79

## Cooling multipliers for determining the performance with other indoor sections

For dry bulb temperatures different than those listed (between 73 °F - 87 °F), sensible capacity increases by 1060 Btuh per 1000 CFM per degree above the listed temperature and decreases by 1060 Btuh per 1000 CFM per degree below the listed temperature.

## Coil multipliers - 3.5 ton

**Table 46: Coil multipliers - 3.5 ton**

Air handler	Coils	TC	SC	kW
RFC*42FBCMP2N1	—	1.00	1.01	0.97
RFC*48GBCMP2N1	—	0.96	0.99	0.93
RFC*48GBCMP2N1	—	1.01	1.01	0.93
JMET16CS2N1A	XAF/XAUC48F	0.99	0.99	0.95
JMET16CS2N1A	XAF/XAUC48F	0.99	0.99	0.95
JMET16CS2N1A	XAF/XAUC60G	1.00	1.00	0.94
JMET16CS2N1A	XAHC48F	1.00	1.00	0.95
JMET16CS2N1A	XAHC48F	1.00	1.00	0.95
JMET16CS2N1A	XAHC60G	1.01	1.01	0.94
JMET18DS2N1A	XAF/XAUD60G	1.02	1.02	0.93
JMET18DS2N1A	XAFD48F	1.00	1.00	0.94
JMET18DS2N1A	XAFD48F	1.00	1.00	0.94

**Table 46: Coil multipliers - 3.5 ton**

Air handler	Coils	TC	SC	kW
JMET18DS2N1A	XAHD48F	1.02	1.02	0.94
JMET18DS2N1A	XAHD48F	1.02	1.02	0.94
JMET18DS2N1A	XAHD60G	1.02	1.01	0.93

## Furnace multipliers - 3.5 ton

**Table 47: Furnace multipliers - 3.5 ton**

Furnace	Coils	TC	SC	kW
TL8E100C20UH11	XAF/XAUC60G	1.00	1.00	0.96
TL8E100C20UH11	XAHC48F	1.00	1.00	0.96
TL8E100C20UH11	XAHC60G	1.01	1.00	0.96
TL8E100C20UH11	XAHC60G	1.01	1.00	0.96
TL9E100C20UH11	XAHC60G	1.00	1.00	0.96
TM8E080C16MP11	XAF/XAUC60G	1.00	1.00	0.99
TM8E080C16MP11	XAHC48F	1.00	1.00	0.99
TM8E080C16MP11	XAHC60G	1.00	1.00	0.97
TM8E100C16MP11	XAF/XAUC60G	1.00	1.00	0.98
TM8E100C16MP11	XAHC48F	1.00	1.00	0.99
TM8E100C16MP11	XAHC60G	1.00	1.00	0.97
TM8E120C16MP11	XAF/XAUC60G	1.00	1.00	0.98
TM8E120C16MP11	XAHC48F	1.00	1.00	0.99
TM8E120C16MP11	XAHC60G	1.00	1.00	0.97
TM8Y080C16MP11	XAF/XAUC60G	0.99	1.00	0.97
TM8Y080C16MP11	XAHC48F	1.01	1.00	0.99
TM8Y080C16MP11	XAHC48F	1.01	1.00	0.99
TM8Y080C16MP11	XAHC60G	1.01	1.00	0.98
TM8Y100C16MP11	XAF/XAUC60G	0.99	1.00	0.97
TM8Y100C16MP11	XAHC48F	1.01	1.00	0.99
TM8Y100C16MP11	XAHC48F	1.01	1.00	0.99
TM8Y100C16MP11	XAHC60G	1.01	1.00	0.98
TM8Y100C20MP11	XAF/XAUC60G	1.01	1.00	0.97
TM8Y100C20MP11	XAHC48F	1.01	1.00	0.97
TM8Y100C20MP11	XAHC60G	1.01	1.00	0.95
TM8Y100C20MP11	XAHC60G	1.01	1.00	0.95
TM8Y120C20MP11	XAF/XAUC60G	1.01	1.00	0.97
TM8Y120C20MP11	XAHC48F	1.01	1.00	0.97
TM8Y120C20MP11	XAHC60G	1.01	1.00	0.95
TM8Y120C20MP11	XAHC60G	1.01	1.00	0.95
TM9E080C16MP12	XAHC48F	1.01	1.00	0.99
TM9E100C16MP12	XAHC48F	1.00	1.00	1.01

**Table 47: Furnace multipliers - 3.5 ton**

Furnace	Coils	TC	SC	kW
TM9E100C16MP12	XAHC60G	1.00	1.00	0.99
TM9Y120D20MP11	XAF/XAUD60G	1.00	1.00	0.97
TM9Y120D20MP11	XAHD48F	1.00	1.00	0.97
TMLE080C16MP11	XAF/XAUC60G	1.00	1.00	0.99
TMLE080C16MP11	XAHC48F	1.00	1.00	0.99
TMLE080C16MP11	XAHC60G	1.00	1.00	0.97
TMLE100C16MP11	XAF/XAUC60G	1.00	1.00	0.98
TMLE100C16MP11	XAHC48F	1.00	1.00	0.99
TMLE100C16MP11	XAHC60G	1.00	1.00	0.97
TMLE120C16MP11	XAF/XAUC60G	1.00	1.00	0.98
TMLE120C16MP11	XAHC48F	1.00	1.00	0.99
TMLE120C16MP11	XAHC60G	1.00	1.00	0.97

## Heating performance data 3.5 ton

**Table 48: Heating performance data 3.5 ton**

Condensing unit model number		YH2E42TB21S / THE2B42T21S / RHP14342B21S								
Air temperature entering outdoor unit (°F)	Air temperature entering indoor coil (°F)	ID CFM								
		1150			1400			1650		
		MBH	COP	kW	MBH	COP	kW	MBH	COP	kW
60	60	49.4	4.15	3.49	49.8	4.26	3.42	50.1	4.38	3.35
	70	48.6	3.72	3.83	49.0	3.84	3.74	49.4	3.96	3.66
	80	47.8	3.37	4.16	48.2	3.48	4.06	48.6	3.60	3.96
47	60	43.1	3.82	3.31	43.4	3.90	3.26	43.7	3.98	3.22
	70	41.9	3.39	3.62	42.3	3.48	3.56	42.7	3.57	3.50
	80	40.6	3.03	3.92	41.2	3.13	3.86	41.8	3.23	3.79
40	60	38.8	3.55	3.20	39.3	3.63	3.17	39.8	3.71	3.14
	70	38.1	3.19	3.49	38.6	3.27	3.46	39.0	3.34	3.42
	80	37.4	2.89	3.79	37.8	2.96	3.74	38.2	3.03	3.70
30	60	34.7	3.28	3.10	34.0	3.26	3.06	33.4	3.23	3.03
	70	33.4	2.90	3.38	33.0	2.89	3.34	32.6	2.89	3.30
	80	32.1	2.57	3.66	31.9	2.59	3.61	31.8	2.61	3.57
17	60	26.7	2.67	2.93	27.1	2.70	2.94	27.4	2.72	2.95
	70	25.8	2.37	3.19	26.2	2.40	3.19	26.5	2.43	3.20
	80	24.8	2.11	3.44	25.3	2.15	3.44	25.7	2.19	3.44
10	60	23.2	2.42	2.81	23.7	2.44	2.84	24.2	2.47	2.87
	70	22.3	2.14	3.06	22.8	2.17	3.08	23.3	2.20	3.09
	80	21.5	1.90	3.32	21.9	1.94	3.31	22.3	1.98	3.31
0	60	20.4	2.19	2.72	21.0	2.21	2.79	21.7	2.24	2.85
	70	20.0	1.95	3.00	20.5	1.97	3.04	21.0	2.00	3.08
	80	19.6	1.75	3.28	19.9	1.77	3.29	20.2	1.79	3.31

## Heating multipliers for determining the performance with other indoor sections

### Coil multipliers - 3.5 ton

**Table 49: Coil multipliers - 3.5 ton**

Air handler	Coils	MBH	COP	kW
RFC*42FBCMP2N1	—	1.05	1.03	1.02
RFC*48GBCMP2N1	—	1.09	1.11	0.98
RFC*48GBCMP2N1	—	0.99	1.07	0.93
JMET16CS2N1A	XAF/XAUC48F	1.05	1.04	1.01
JMET16CS2N1A	XAF/XAUC48F	1.05	1.04	1.01
JMET16CS2N1A	XAF/XAUC60G	0.99	1.05	0.94
JMET16CS2N1A	XAHC48F	1.04	1.05	0.99
JMET16CS2N1A	XAHC48F	1.04	1.05	0.99
JMET16CS2N1A	XAHC60G	1.01	1.08	0.94
JMET18DS2N1A	XAF/XAUD60G	0.99	1.07	0.93
JMET18DS2N1A	XAFD48F	1.04	1.06	0.98
JMET18DS2N1A	XAFD48F	1.04	1.06	0.98
JMET18DS2N1A	XAHD48F	1.04	1.06	0.98
JMET18DS2N1A	XAHD48F	1.04	1.06	0.98
JMET18DS2N1A	XAHD60G	1.00	1.09	0.92

### Furnace multipliers - 3.5 ton

**Table 50: Furnace multipliers - 3.5 ton**

Furnace	Coils	MBH	COP	kW
TL8E100C20UH11	XAF/XAUC60G	0.99	1.04	0.95
TL8E100C20UH11	XAHC48F	1.04	1.04	1.01
TL8E100C20UH11	XAHC60G	1.02	1.06	0.96
TL8E100C20UH11	XAHC60G	1.02	1.06	0.96
TL9E100C20UH11	XAHC60G	1.02	1.05	0.97
TM8E080C16MP11	XAF/XAUC60G	1.01	1.02	0.99
TM8E080C16MP11	XAHC48F	1.06	1.02	1.04
TM8E080C16MP11	XAHC60G	1.02	1.04	0.98
TM8E100C16MP11	XAF/XAUC60G	1.01	1.02	0.98
TM8E100C16MP11	XAHC48F	1.06	1.02	1.04
TM8E100C16MP11	XAHC60G	1.02	1.04	0.98
TM8E120C16MP11	XAF/XAUC60G	1.01	1.02	0.98
TM8E120C16MP11	XAHC48F	1.06	1.02	1.04
TM8E120C16MP11	XAHC60G	1.02	1.05	0.97
TM8Y080C16MP11	XAF/XAUC60G	1.00	1.02	0.98
TM8Y080C16MP11	XAHC48F	1.05	1.02	1.03

**Table 50: Furnace multipliers - 3.5 ton**

Furnace	Coils	MBH	COP	kW
TM8Y080C16MP11	XAHC48F	1.05	1.02	1.03
TM8Y080C16MP11	XAHC60G	1.02	1.04	0.98
TM8Y100C16MP11	XAF/XAUC60G	1.00	1.02	0.98
TM8Y100C16MP11	XAHC48F	1.05	1.02	1.03
TM8Y100C16MP11	XAHC48F	1.05	1.02	1.03
TM8Y100C16MP11	XAHC60G	1.02	1.04	0.98
TM8Y100C20MP11	XAF/XAUC60G	1.00	1.03	0.97
TM8Y100C20MP11	XAHC48F	1.05	1.03	1.02
TM8Y100C20MP11	XAHC60G	1.01	1.06	0.95
TM8Y100C20MP11	XAHC60G	1.01	1.06	0.95
TM8Y120C20MP11	XAF/XAUC60G	1.00	1.03	0.97
TM8Y120C20MP11	XAHC48F	1.05	1.03	1.02
TM8Y120C20MP11	XAHC60G	1.01	1.06	0.95
TM8Y120C20MP11	XAHC60G	1.01	1.06	0.95
TM9E080C16MP12	XAHC48F	1.06	1.01	1.05
TM9E100C16MP12	XAHC48F	1.06	1.01	1.05
TM9E100C16MP12	XAHC60G	1.03	1.03	1.00
TM9Y120D20MP11	XAF/XAUD60G	1.00	1.03	0.97
TM9Y120D20MP11	XAHD48F	1.05	1.03	1.02
TMLE080C16MP11	XAF/XAUC60G	1.01	1.02	0.99
TMLE080C16MP11	XAHC48F	1.06	1.02	1.04
TMLE080C16MP11	XAHC60G	1.02	1.04	0.98
TMLE100C16MP11	XAF/XAUC60G	1.01	1.02	0.98
TMLE100C16MP11	XAHC48F	1.06	1.02	1.04
TMLE100C16MP11	XAHC60G	1.02	1.04	0.98
TMLE120C16MP11	XAF/XAUC60G	1.01	1.02	0.98
TMLE120C16MP11	XAHC48F	1.06	1.02	1.04
TMLE120C16MP11	XAHC60G	1.02	1.05	0.97

## Performance data 4 ton

### Condenser only data - 4 ton

**Table 51: Condenser only data - 4 ton**

Saturated suction at compressor		Outdoor temperature															
Temperature (°F)	Pressure (psig)	55 °F		65 °F		75 °F		85 °F		95 °F		105 °F		115 °F		125 °F	
		MBH	kW	MBH	kW	MBH	kW	MBH	kW	MBH	kW	MBH	kW	MBH	kW	MBH	kW
35	107.4	47.71	2.05	44.78	2.45	41.84	2.84	38.90	3.24	35.96	3.64	33.03	4.03	30.09	4.43	27.15	4.82
40	118.6	52.76	2.15	49.72	2.53	46.69	2.91	43.66	3.29	40.62	3.67	37.59	4.05	34.56	4.43	31.53	4.80
45	130.4	57.80	2.25	54.67	2.61	51.54	2.97	48.41	3.34	45.29	3.70	42.16	4.06	39.03	4.42	35.90	4.79
50	143.0	62.84	2.35	59.62	2.69	56.39	3.04	53.17	3.39	49.95	3.73	46.72	4.08	43.50	4.42	40.27	4.77
55	156.3	67.88	2.45	64.56	2.78	61.24	3.11	57.93	3.43	54.61	3.76	51.29	4.09	47.97	4.42	44.65	4.75
60	170.3	72.92	2.55	69.51	2.86	66.10	3.17	62.68	3.48	59.27	3.79	55.85	4.11	52.44	4.42	49.02	4.73

## Condenser only data table notes

**Note:**

1. For Outdoor Unit (Condenser) performance only. Data does not include the effects of air handler power or heat.
2. Performance based on 15°F subcooling and 15°F superheat at the Outdoor Unit base valves.
  - a. Increase capacity by 1% for each 2°F increase in subcooling.
  - b. Decrease capacity by 1% for each 2°F decrease in subcooling.
3. Maximum recommended condensing temperature is 140°F.

## Cooling performance data - 4 ton

**Table 52: Cooling performance data - 4 ton**

Air conditioning model number		YH2E48TB21S / THE2B48T21S / RHP14348B21S																	
Air temperature entering outdoor unit (°F)	ID CFM	1350						1600						1850					
	ID DB (°F)	80	80	75	80	80	80	80	75	80	80	80	80	75	80	80			
	ID WB (°F)	57	62	62	67	72	57	62	62	67	72	57	62	62	67	72			
55	T.C.	46.5	49.4	49.7	54.1	58.8	48.5	50.9	50.9	55.4	59.8	50.5	52.5	52.2	56.8	60.7			
	S.C.	45.9	40.9	34.6	35.2	28.1	48.4	44.5	37.4	37.6	29.5	50.5	48.1	40.1	40.1	31.0			
	kW	2.95	2.97	2.97	3.02	3.07	3.06	3.07	3.08	3.12	3.18	3.16	3.18	3.18	3.23	3.29			
65	T.C.	45.4	47.9	48.1	52.5	57.5	47.4	49.3	49.2	53.8	58.5	49.3	50.6	50.4	55.1	59.5			
	S.C.	44.5	40.1	33.8	34.2	27.3	46.8	43.6	36.5	36.8	29.1	49.1	47.0	39.2	39.4	30.8			
	kW	3.20	3.23	3.23	3.27	3.32	3.31	3.33	3.34	3.38	3.43	3.43	3.43	3.44	3.49	3.54			
75	T.C.	44.4	46.4	46.5	50.9	56.2	46.3	47.6	47.5	52.2	57.2	48.2	48.8	48.5	53.4	58.3			
	S.C.	43.1	39.3	32.9	33.2	26.6	45.2	42.6	35.6	35.9	28.6	47.3	46.0	38.3	38.7	30.6			
	kW	3.46	3.48	3.49	3.53	3.58	3.57	3.58	3.59	3.64	3.69	3.69	3.67	3.70	3.74	3.79			
85	T.C.	42.7	44.4	44.5	49.0	54.0	44.6	45.5	45.5	50.0	55.0	46.5	46.6	46.5	51.1	56.0			
	S.C.	41.4	38.7	32.2	32.7	26.0	43.5	42.1	35.0	35.5	28.0	45.5	45.5	37.8	38.3	30.0			
	kW	3.81	3.83	3.84	3.87	3.91	3.92	3.93	3.94	3.97	4.02	4.03	4.02	4.04	4.08	4.13			
95	T.C.	41.1	42.4	42.5	47.0	51.9	42.9	43.4	43.5	47.9	52.8	44.8	44.5	44.4	48.7	53.7			
	S.C.	39.8	38.0	31.6	32.1	25.4	41.8	41.5	34.4	35.0	27.4	43.7	44.5	37.2	37.9	29.4			
	kW	4.16	4.18	4.18	4.21	4.25	4.26	4.28	4.28	4.31	4.36	4.37	4.37	4.38	4.41	4.46			
105	T.C.	39.8	40.9	41.0	45.2	49.9	41.6	41.9	41.8	46.0	50.7	43.3	43.0	42.6	46.8	51.5			
	S.C.	38.4	37.0	30.8	31.3	24.7	40.3	40.2	33.5	34.1	26.6	42.1	43.0	36.2	37.0	28.4			
	kW	4.54	4.56	4.57	4.60	4.64	4.64	4.66	4.67	4.70	4.74	4.75	4.76	4.77	4.80	4.85			
115	T.C.	38.6	39.4	39.4	43.4	47.9	40.2	40.5	40.1	44.1	48.6	41.8	41.5	40.9	44.8	49.4			
	S.C.	37.0	36.0	30.0	30.4	24.0	38.8	38.9	32.6	33.2	25.7	40.5	41.5	35.2	36.0	27.5			
	kW	4.92	4.94	4.95	4.98	5.02	5.02	5.04	5.05	5.08	5.13	5.13	5.14	5.15	5.18	5.24			
125	T.C.	37.4	37.9	37.8	41.6	45.8	38.9	39.0	38.5	42.3	46.6	40.4	40.0	39.1	42.9	47.3			
	S.C.	35.7	35.1	29.3	29.5	23.2	37.3	37.7	31.7	32.3	24.9	38.9	40.0	34.2	35.0	26.6			
	kW	5.30	5.32	5.33	5.37	5.41	5.40	5.42	5.43	5.47	5.52	5.51	5.52	5.53	5.57	5.63			

## Cooling multipliers for determining the performance with other indoor sections

For dry bulb temperatures different than those listed (between 73 °F - 87 °F), sensible capacity increases by 1060 Btuh per 1000 CFM per degree above the listed temperature and decreases by 1060 Btuh per 1000 CFM per degree below the listed temperature.

## Coil multipliers - 4 ton

**Table 53: Coil multipliers - 4 ton**

Air handler	Coils	TC	SC	kW
RFC*48GBCMP2N1	—	1.00	1.00	0.95
RFC*60HBCMP2N1	—	0.98	1.00	0.92



**Table 53: Coil multipliers - 4 ton**

Air handler	Coils	TC	SC	kW
RFC*48GBCMP2N1	—	1.01	1.00	0.95
JMET16CS2N1A	XAF/XAUC60G	0.99	1.00	0.95
JMET16CS2N1A	XAFC60H	1.00	1.00	0.91
JMET16CS2N1A	XAHC60G	0.99	1.00	0.96
JMET16CS2N1A	XAHC60H	1.00	1.00	0.91
JMET18DS2N1A	XAF/XAUD60G	1.01	1.00	0.95
JMET18DS2N1A	XAF/XAUD60H	1.00	1.00	0.90
JMET18DS2N1A	XAHD60G	0.99	1.00	0.96
JMET18DS2N1A	XAHD60H	1.00	1.00	0.90

## Furnace multipliers - 4 ton

**Table 54: Furnace multipliers - 4 ton**

Furnace	Coils	TC	SC	kW
TL8E080C16UH11	XAFC60H	0.99	1	0.95
TL8E080C16UH11	XAHC60H	0.99	1	0.95
TL8E100C20UH11	XAFC60H	1	1	0.93
TL8E100C20UH11	XAHC60H	1	1	0.93
TL9E080C16UH11	XAFC60H	0.99	1	0.97
TL9E080C16UH11	XAHC60H	0.99	1	0.96
TL9E100C20UH11	XAFC60H	1	1	0.95
TL9E100C20UH11	XAHC60H	1	1	0.94
TM8E080C16MP11	XAFC60H	0.99	1	0.95
TM8E080C16MP11	XAHC60H	1	1	0.96
TM8E080C20MP11	XAFC60H	0.99	1	0.94
TM8E080C20MP11	XAHC60H	0.99	1	0.94
TM8E100C16MP11	XAFC60H	1	1	0.96
TM8E100C16MP11	XAHC60H	1	1	0.96
TM8E100C20MP11	XAFC60H	1.01	1	0.95
TM8E100C20MP11	XAHC60H	0.99	1	0.94
TM8E120C16MP11	XAFC60H	1	1	0.96
TM8E120C16MP11	XAHC60H	1	1	0.95
TM8E120C20MP11	XAFC60H	1	1	0.94
TM8E120C20MP11	XAHC60H	1	1	0.94
TM8E130D20MP11	XAF/XAUD60H	1	1	0.94
TM8E130D20MP11	XAHD60H	1	1	0.94
TM8Y080C16MP11	XAFC60H	0.99	1	0.95
TM8Y080C16MP11	XAHC60H	0.99	1	0.95
TM8Y100C16MP11	XAFC60H	0.99	1	0.95
TM8Y100C16MP11	XAHC60H	0.99	1	0.95

**Table 54: Furnace multipliers - 4 ton**

Furnace	Coils	TC	SC	kW
TM8Y100C20MP11	XAFC60H	1.01	1	0.95
TM8Y100C20MP11	XAHC60H	1.01	1	0.94
TM8Y120C20MP11	XAFC60H	1.01	1	0.95
TM8Y120C20MP11	XAHC60H	1.01	1	0.94
TM9E080C16MP12	XAFC60H	0.99	1	0.96
TM9E080C16MP12	XAHC60H	0.99	1	0.96
TM9E080C20MP12	XAFC60H	0.99	1	0.92
TM9E080C20MP12	XAHC60H	1	1	0.94
TM9E100C16MP12	XAFC60H	0.99	1	0.96
TM9E100C16MP12	XAHC60H	0.99	1	0.96
TM9E100C20MP12	XAFC60H	0.99	1	0.94
TM9E100C20MP12	XAHC60H	0.99	1	0.94
TM9E120D20MP12	XAF/XAUD60H	0.99	1	0.94
TM9E120D20MP12	XAHD60H	0.99	1	0.95
TM9Y080C16MP11	XAFC60H	1	1	0.97
TM9Y080C16MP11	XAHC60H	0.99	1	0.96
TM9Y100C16MP11	XAFC60H	1	1	0.97
TM9Y100C16MP11	XAHC60H	1.01	1	0.97
TM9Y100C20MP11	XAFC60H	0.99	1	0.97
TM9Y100C20MP11	XAHC60H	0.99	1	0.96
TM9Y120D20MP11	XAF/XAUD60H	0.98	1	0.95
TM9Y120D20MP11	XAHD60H	0.98	1	0.95
TMLE080C16MP11	XAFC60H	0.99	1	0.95
TMLE080C16MP11	XAHC60H	1	1	0.96
TMLE080C20MP11	XAFC60H	0.99	1	0.94
TMLE080C20MP11	XAHC60H	0.99	1	0.94
TMLE100C16MP11	XAFC60H	1	1	0.96
TMLE100C16MP11	XAHC60H	1	1	0.96
TMLE100C20MP11	XAFC60H	1.01	1	0.95
TMLE100C20MP11	XAHC60H	0.99	1	0.94
TMLE120C16MP11	XAFC60H	1	1	0.96
TMLE120C16MP11	XAHC60H	1	1	0.95
TMLE120C20MP11	XAFC60H	1	1	0.94
TMLE120C20MP11	XAHC60H	1	1	0.94
TMLE130D20MP11	XAF/XAUD60H	1	1	0.94
TMLE130D20MP11	XAHD60H	1	1	0.94

## Heating performance data 4 ton

**Table 55: Heating performance data 4 ton**

Condensing unit model number		YH2E48TB21S / THE2B48T21S / RHP14348B21S								
Air temperature entering outdoor unit (°F)	Air temperature entering indoor coil (°F)	ID CFM								
		1350			1600			1850		
		MBH	COP	kW	MBH	COP	kW	MBH	COP	kW
60	60	53.6	4.21	3.73	54.3	4.31	3.69	55.0	4.41	3.65
	70	52.2	3.78	4.04	53.0	3.88	4.00	53.8	3.99	3.95
	80	50.7	3.41	4.35	51.7	3.52	4.30	52.6	3.63	4.25
47	60	46.0	3.81	3.54	46.6	3.88	3.52	47.2	3.95	3.50
	70	44.7	3.41	3.84	45.4	3.48	3.82	46.0	3.55	3.80
	80	43.5	3.07	4.15	44.1	3.14	4.12	44.8	3.21	4.09
40	60	41.5	3.53	3.44	41.2	3.53	3.42	40.9	3.53	3.40
	70	40.6	3.16	3.76	40.7	3.19	3.74	40.9	3.22	3.72
	80	39.6	2.85	4.07	40.2	2.91	4.05	40.8	2.96	4.03
30	60	35.9	3.16	3.33	36.9	3.23	3.35	37.9	3.31	3.36
	70	34.9	2.82	3.63	35.5	2.86	3.63	36.1	2.91	3.64
	80	34.0	2.53	3.93	34.1	2.55	3.92	34.2	2.56	3.91
17	60	30.7	2.80	3.21	31.1	2.82	3.24	31.5	2.83	3.26
	70	29.9	2.51	3.49	30.2	2.52	3.50	30.5	2.53	3.52
	80	29.0	2.26	3.76	29.2	2.27	3.77	29.4	2.28	3.79
10	60	28.1	2.61	3.15	28.4	2.61	3.18	28.6	2.61	3.21
	70	27.1	2.33	3.41	27.5	2.34	3.44	27.8	2.35	3.47
	80	26.1	2.08	3.67	26.5	2.10	3.70	27.0	2.12	3.72
0	60	23.1	2.26	3.00	23.2	2.22	3.07	23.3	2.18	3.14
	70	22.2	1.99	3.27	22.4	1.98	3.32	22.7	1.97	3.37
	80	21.2	1.76	3.53	21.7	1.78	3.57	22.1	1.80	3.61

## Heating multipliers for determining the performance with other indoor sections

### Coil multipliers - 4 ton

**Table 56: Coil multipliers - 4 ton**

Air handler	Coils	MBH	COP	kW
RFC*48GBCMP2N1	—	1.00	1.06	0.94
RFC*60HBCMP2N1	—	1.09	1.03	1.07
RFC*48GBCMP2N1	—	0.99	1.05	0.95
JMET16CS2N1A	XAF/XAUC60G	1.00	1.05	0.95
JMET16CS2N1A	XAFC60H	1.00	1.10	0.91
JMET16CS2N1A	XAHC60G	1.03	1.08	0.95
JMET16CS2N1A	XAHC60H	1.00	1.10	0.91
JMET18DS2N1A	XAF/XAUD60G	0.99	1.06	0.93
JMET18DS2N1A	XAF/XAUD60H	1.00	1.11	0.90
JMET18DS2N1A	XAHD60G	1.04	1.10	0.94
JMET18DS2N1A	XAHD60H	1.00	1.11	0.90

## Furnace multipliers - 4 ton

**Table 57: Furnace multipliers - 4 ton**

Furnace	Coils	MBH	COP	kW
TL8E080C16UH11	XAFC60H	1.01	1.06	0.95
TL8E080C16UH11	XAHC60H	1.01	1.06	0.95
TL8E100C20UH11	XAFC60H	1.00	1.08	0.93
TL8E100C20UH11	XAHC60H	1.00	1.08	0.93
TL9E080C16UH11	XAFC60H	1.01	1.05	0.97
TL9E080C16UH11	XAHC60H	1.01	1.05	0.96
TL9E100C20UH11	XAFC60H	1.00	1.07	0.94
TL9E100C20UH11	XAHC60H	1.00	1.07	0.93
TM8E080C16MP11	XAFC60H	1.00	1.06	0.95
TM8E080C16MP11	XAHC60H	1.00	1.06	0.95
TM8E080C20MP11	XAFC60H	1.01	1.07	0.95
TM8E080C20MP11	XAHC60H	1.01	1.07	0.95
TM8E100C16MP11	XAFC60H	1.00	1.06	0.95
TM8E100C16MP11	XAHC60H	1.00	1.07	0.94
TM8E100C20MP11	XAFC60H	1.00	1.07	0.93
TM8E100C20MP11	XAHC60H	1.01	1.07	0.94
TM8E120C16MP11	XAFC60H	1.00	1.07	0.94
TM8E120C16MP11	XAHC60H	1.00	1.07	0.94
TM8E120C20MP11	XAFC60H	1.00	1.08	0.93
TM8E120C20MP11	XAHC60H	1.00	1.08	0.93
TM8E130D20MP11	XAF/XAUD60H	1.00	1.08	0.93
TM8E130D20MP11	XAHD60H	1.00	1.07	0.93
TM8Y080C16MP11	XAFC60H	1.01	1.06	0.95
TM8Y080C16MP11	XAHC60H	1.01	1.06	0.95
TM8Y100C16MP11	XAFC60H	1.01	1.06	0.95
TM8Y100C16MP11	XAHC60H	1.01	1.06	0.95
TM8Y100C20MP11	XAFC60H	1.00	1.07	0.93
TM8Y100C20MP11	XAHC60H	1.00	1.07	0.93
TM8Y120C20MP11	XAFC60H	1.00	1.07	0.93
TM8Y120C20MP11	XAHC60H	1.00	1.07	0.93
TM9E080C16MP12	XAFC60H	1.01	1.05	0.96
TM9E080C16MP12	XAHC60H	1.01	1.05	0.96
TM9E080C20MP12	XAFC60H	1.01	1.08	0.94
TM9E080C20MP12	XAHC60H	1.00	1.08	0.93
TM9E100C16MP12	XAFC60H	1.01	1.05	0.96
TM9E100C16MP12	XAHC60H	1.01	1.05	0.96
TM9E100C20MP12	XAFC60H	1.01	1.07	0.94
TM9E100C20MP12	XAHC60H	1.01	1.07	0.94

**Table 57: Furnace multipliers - 4 ton**

Furnace	Coils	MBH	COP	kW
TM9E120D20MP12	XAF/XAUD60H	1.02	1.06	0.96
TM9E120D20MP12	XAHD60H	1.02	1.06	0.96
TM9Y080C16MP11	XAFC60H	1.00	1.04	0.97
TM9Y080C16MP11	XAHC60H	1.00	1.04	0.96
TM9Y100C16MP11	XAFC60H	1.00	1.04	0.96
TM9Y100C16MP11	XAHC60H	1.00	1.05	0.96
TM9Y100C20MP11	XAFC60H	1.01	1.05	0.96
TM9Y100C20MP11	XAHC60H	1.01	1.06	0.95
TM9Y120D20MP11	XAF/XAUD60H	1.01	1.07	0.95
TM9Y120D20MP11	XAHD60H	1.01	1.07	0.95
TMLE080C16MP11	XAFC60H	1.00	1.06	0.95
TMLE080C16MP11	XAHC60H	1.00	1.06	0.95
TMLE080C20MP11	XAFC60H	1.01	1.07	0.95
TMLE080C20MP11	XAHC60H	1.01	1.07	0.95
TMLE100C16MP11	XAFC60H	1.00	1.06	0.95
TMLE100C16MP11	XAHC60H	1.00	1.07	0.94
TMLE100C20MP11	XAFC60H	1.00	1.07	0.93
TMLE100C20MP11	XAHC60H	1.01	1.07	0.94
TMLE120C16MP11	XAFC60H	1.00	1.07	0.94
TMLE120C16MP11	XAHC60H	1.00	1.07	0.94
TMLE120C20MP11	XAFC60H	1.00	1.08	0.93
TMLE120C20MP11	XAHC60H	1.00	1.08	0.93
TMLE130D20MP11	XAF/XAUD60H	1.00	1.08	0.93
TMLE130D20MP11	XAHD60H	1.00	1.07	0.93

## Performance data 5 ton

### Condenser only data - 5 ton

**Table 58: Condenser only data - 5 ton**

Saturated suction at compressor		Outdoor temperature															
Temperature (°F)	Pressure (psig)	55 °F		65 °F		75 °F		85 °F		95 °F		105 °F		115 °F		125 °F	
		MBH	kW	MBH	kW	MBH	kW	MBH	kW	MBH	kW	MBH	kW	MBH	kW	MBH	kW
35	107.4	58.11	2.48	53.41	2.85	48.71	3.22	44.01	3.59	39.31	3.96	34.61	4.33	29.90	4.70	25.20	5.07
40	118.6	63.52	2.53	59.13	2.91	54.74	3.30	50.35	3.68	45.96	4.06	41.57	4.44	37.18	4.82	32.79	5.20
45	130.4	68.92	2.59	64.84	2.98	60.76	3.37	56.69	3.76	52.61	4.16	48.53	4.55	44.45	4.94	40.37	5.33
50	143.0	74.32	2.65	70.56	3.05	66.79	3.45	63.02	3.85	59.26	4.25	55.49	4.65	51.73	5.06	47.96	5.46
55	156.3	79.73	2.70	76.27	3.11	72.82	3.53	69.36	3.94	65.91	4.35	62.46	4.76	59.00	5.18	55.55	5.59
60	170.3	85.13	2.76	81.99	3.18	78.84	3.60	75.70	4.03	72.56	4.45	69.42	4.87	66.28	5.29	63.13	5.72

## Condenser only data table notes

**Note:**

1. For Outdoor Unit (Condenser) performance only. Data does not include the effects of air handler power or heat.
2. Performance based on 15°F subcooling and 15°F superheat at the Outdoor Unit base valves.
  - a. Increase capacity by 1% for each 2°F increase in subcooling.
  - b. Decrease capacity by 1% for each 2°F decrease in subcooling.
3. Maximum recommended condensing temperature is 140°F.

## Cooling performance data - 5 ton

**Table 59: Cooling performance data - 5 ton**

Air conditioning model number		YH2E60TB21S / THE2B60T21S / RHP14360B21S														
Air temperature entering outdoor unit (°F)	ID CFM	1500					1750					2000				
	ID DB (°F)	80	80	75	80	80	80	80	75	80	80	80	80	75	80	80
	ID WB (°F)	57	62	62	67	72	57	62	62	67	72	57	62	62	67	72
55	T.C.	52.9	57.6	57.4	60.7	62.2	54.8	58.6	58.4	61.2	62.6	56.6	59.5	59.4	61.6	62.9
	S.C.	52.9	46.6	39.5	38.1	29.8	54.8	49.7	41.7	40.0	30.9	56.6	52.7	44.0	41.9	31.9
	kW	3.28	3.35	3.35	3.39	3.42	3.40	3.45	3.46	3.49	3.53	3.51	3.56	3.57	3.60	3.63
65	T.C.	52.3	56.2	56.0	60.1	63.0	54.2	57.3	57.1	60.8	63.7	56.1	58.4	58.1	61.5	64.3
	S.C.	52.2	46.1	39.1	38.4	30.5	54.2	49.4	41.6	40.9	31.8	56.1	52.7	44.1	43.4	33.1
	kW	3.58	3.63	3.63	3.68	3.73	3.69	3.74	3.74	3.79	3.84	3.81	3.85	3.85	3.90	3.95
75	T.C.	51.7	54.9	54.6	59.5	63.9	53.7	56.1	55.7	60.4	64.8	55.6	57.3	56.8	61.4	65.7
	S.C.	50.2	45.6	38.6	38.7	31.2	52.6	49.2	41.4	41.8	32.8	55.0	52.8	44.2	44.9	34.4
	kW	3.87	3.91	3.91	3.97	4.04	3.99	4.02	4.02	4.08	4.15	4.10	4.13	4.13	4.19	4.26
85	T.C.	49.8	52.5	52.3	57.1	61.5	51.7	53.6	53.4	58.1	62.5	53.7	54.7	54.4	59.2	63.5
	S.C.	48.5	44.8	37.7	38.0	30.7	50.6	48.5	40.4	40.8	32.4	52.8	52.1	43.2	43.7	34.0
	kW	4.26	4.30	4.30	4.35	4.41	4.38	4.40	4.40	4.46	4.52	4.50	4.51	4.51	4.57	4.63
95	T.C.	47.9	50.0	50.1	54.7	59.2	49.8	51.0	51.0	55.9	60.3	51.7	52.1	52.0	57.1	61.4
	S.C.	46.8	44.0	36.7	37.4	30.3	48.7	47.8	39.5	39.9	32.0	50.5	51.5	42.3	42.5	33.7
	kW	4.66	4.68	4.68	4.73	4.78	4.77	4.79	4.79	4.84	4.89	4.89	4.89	4.89	4.94	5.00
105	T.C.	46.1	47.8	47.8	52.3	56.7	47.9	48.8	48.7	53.4	57.7	49.7	49.9	49.6	54.5	58.7
	S.C.	44.9	42.8	35.7	36.4	29.3	46.7	46.3	38.4	38.9	31.0	48.5	49.8	41.2	41.4	32.7
	kW	5.07	5.09	5.09	5.15	5.20	5.19	5.20	5.20	5.25	5.31	5.30	5.31	5.30	5.36	5.42
115	T.C.	44.3	45.6	45.6	49.9	54.3	46.1	46.6	46.3	50.9	55.2	47.8	47.7	47.1	51.9	56.1
	S.C.	43.1	41.7	34.7	35.5	28.3	44.8	44.9	37.4	37.9	30.0	46.6	47.7	40.1	40.4	31.7
	kW	5.48	5.50	5.51	5.56	5.63	5.60	5.61	5.61	5.67	5.74	5.72	5.72	5.71	5.78	5.85
125	T.C.	42.5	43.5	43.3	47.5	51.8	44.2	44.5	44.0	48.4	52.6	45.9	45.5	44.7	49.3	53.4
	S.C.	41.2	40.5	33.7	34.6	27.4	42.9	43.5	36.3	37.0	29.0	44.6	45.5	39.0	39.3	30.7
	kW	5.90	5.91	5.92	5.98	6.05	6.01	6.02	6.02	6.02	6.09	6.16	6.13	6.13	6.20	6.27

## Cooling multipliers for determining the performance with other indoor sections

For dry bulb temperatures different than those listed (between 73 °F - 87 °F), sensible capacity increases by 1060 Btuh per 1000 CFM per degree above the listed temperature and decreases by 1060 Btuh per 1000 CFM per degree below the listed temperature.

### Coil multipliers - 5 ton

**Table 60: Coil multipliers - 5 ton**

Air handler	Coils	TC	SC	kW
RFC*60HBCMP2N1	—	1.00	1.00	0.96
RFC*60HBCMP2N1	—	1.00	1.00	0.95

**Table 60: Coil multipliers - 5 ton**

Air handler	Coils	TC	SC	kW
RFC*60JBCMP2N1	—	0.99	1.00	0.97
JMET18DS2N1A	XAF/XAUD60H	1.00	1.00	0.95
JMET18DS2N1A	XAFD60J	1.00	1.00	0.95
JMET18DS2N1A	XAHD60H	1.02	1.00	0.98
JMET18DS2N1A	XAHD60J	1.03	1.00	1.00

## Furnace multipliers - 5 ton

**Table 61: Furnace multipliers - 5 ton**

Furnace	Coils	TC	SC	kW
TL8E100C20UH11	XAFC60H	1.00	1.00	0.99
TL8E100C20UH11	XAFC60H	1.00	1.00	0.99
TL8E100C20UH11	XAHC60H	1.03	1.00	1.02
TL8E100C20UH11	XAHC60H	1.03	1.00	1.02
TL9E100C20UH11	XAHC60H	1.03	1.00	1.03
TL9E100C20UH11	XAHC60H	1.03	1.00	1.03
TM8E080C20MP11	XAFC60H	1.00	1.00	1.00
TM8E080C20MP11	XAFC60H	1.00	1.00	1.00
TM8E080C20MP11	XAHC60H	1.01	1.00	1.02
TM8E080C20MP11	XAHC60H	1.01	1.00	1.02
TM8E100C20MP11	XAFC60H	1.00	1.00	0.99
TM8E100C20MP11	XAFC60H	1.00	1.00	0.99
TM8E100C20MP11	XAHC60H	1.02	1.00	1.02
TM8E100C20MP11	XAHC60H	1.02	1.00	1.02
TM8E120C20MP11	XAFC60H	1.00	1.00	1.00
TM8E120C20MP11	XAFC60H	1.00	1.00	1.00
TM8E120C20MP11	XAHC60H	1.02	1.00	1.02
TM8E120C20MP11	XAHC60H	1.02	1.00	1.02
TM8E130D20MP11	XAF/XAUD60H	1.00	1.00	0.97
TM8E130D20MP11	XAF/XAUD60H	1.00	1.00	0.97
TM8E130D20MP11	XAFD60J	1.00	1.00	0.97
TM8E130D20MP11	XAHD60H	1.03	1.00	1.00
TM8E130D20MP11	XAHD60H	1.03	1.00	1.00
TM8E130D20MP11	XAHD60J	1.03	1.00	1.00
TM8Y100C20MP11	XAFC60H	1.00	1.00	1.00
TM8Y100C20MP11	XAFC60H	1.00	1.00	1.00
TM8Y100C20MP11	XAHC60H	1.01	1.00	1.02
TM8Y100C20MP11	XAHC60H	1.01	1.00	1.02
TM8Y120C20MP11	XAFC60H	1.00	1.00	1.00
TM8Y120C20MP11	XAFC60H	1.00	1.00	1.00

**Table 61: Furnace multipliers - 5 ton**

Furnace	Coils	TC	SC	kW
TM8Y120C20MP11	XAHC60H	1.01	1.00	1.02
TM8Y120C20MP11	XAHC60H	1.01	1.00	1.02
TM9E080C20MP12	XAFC60H	0.99	1.00	0.97
TM9E080C20MP12	XAFC60H	0.99	1.00	0.97
TM9E080C20MP12	XAHC60H	1.02	1.00	1.01
TM9E080C20MP12	XAHC60H	1.02	1.00	1.01
TM9E100C20MP12	XAFC60H	1.00	1.00	0.98
TM9E100C20MP12	XAFC60H	1.00	1.00	0.98
TM9E100C20MP12	XAHC60H	1.02	1.00	1.02
TM9E100C20MP12	XAHC60H	1.02	1.00	1.02
TM9E120D20MP12	XAF/XAUD60H	0.99	1.00	1.00
TM9E120D20MP12	XAF/XAUD60H	0.99	1.00	1.00
TM9E120D20MP12	XAFD60J	0.99	1.00	1.00
TM9E120D20MP12	XAHD60H	1.02	1.00	1.04
TM9E120D20MP12	XAHD60H	1.02	1.00	1.04
TM9E120D20MP12	XAHD60J	1.02	1.00	1.03
TM9Y100C20MP11	XAFC60H	0.99	1.00	1.01
TM9Y100C20MP11	XAHC60H	1.02	1.00	1.04
TM9Y100C20MP11	XAHC60H	1.02	1.00	1.04
TM9Y120D20MP11	XAF/XAUD60H	0.99	1.00	1.01
TM9Y120D20MP11	XAF/XAUD60H	0.99	1.00	1.01
TM9Y120D20MP11	XAFD60J	0.99	1.00	1.01
TM9Y120D20MP11	XAHD60H	1.02	1.00	1.04
TM9Y120D20MP11	XAHD60H	1.02	1.00	1.04
TM9Y120D20MP11	XAHD60J	1.02	1.00	1.04
TMLE080C20MP11	XAFC60H	1.00	1.00	1.00
TMLE080C20MP11	XAFC60H	1.00	1.00	1.00
TMLE080C20MP11	XAHC60H	1.01	1.00	1.02
TMLE080C20MP11	XAHC60H	1.01	1.00	1.02
TMLE100C20MP11	XAFC60H	1.00	1.00	0.99
TMLE100C20MP11	XAFC60H	1.00	1.00	0.99
TMLE100C20MP11	XAHC60H	1.02	1.00	1.02
TMLE100C20MP11	XAHC60H	1.02	1.00	1.02
TMLE120C20MP11	XAFC60H	1.00	1.00	1.00
TMLE120C20MP11	XAFC60H	1.00	1.00	1.00
TMLE120C20MP11	XAHC60H	1.02	1.00	1.02
TMLE120C20MP11	XAHC60H	1.02	1.00	1.02
TMLE130D20MP11	XAF/XAUD60H	1.00	1.00	0.97
TMLE130D20MP11	XAF/XAUD60H	1.00	1.00	0.97



**Table 61: Furnace multipliers - 5 ton**

Furnace	Coils	TC	SC	kW
TMLE130D20MP11	XAFD60J	1.00	1.00	0.97
TMLE130D20MP11	XAHD60H	1.03	1.00	1.00
TMLE130D20MP11	XAHD60H	1.03	1.00	1.00
TMLE130D20MP11	XAHD60J	1.03	1.00	1.00

## Heating performance data 5 ton

**Table 62: Heating performance data 5 ton**

Condensing unit model number		YH2E60TB21S / THE2B60T21S / RHP14360B21S								
Air temperature entering outdoor unit (°F)	Air temperature entering indoor coil (°F)	ID CFM								
		1500			1750			2000		
		MBH	COP	kW	MBH	COP	kW	MBH	COP	kW
0	60	63.7	4.30	4.34	64.5	4.41	4.28	65.3	4.53	4.23
	70	62.0	3.86	4.71	63.0	3.98	4.64	64.0	4.10	4.58
	80	60.4	3.48	5.08	61.6	3.60	5.00	62.7	3.73	4.93
47	60	54.9	3.92	4.10	55.7	4.01	4.07	56.5	4.11	4.03
	70	53.6	3.52	4.46	54.5	3.61	4.43	55.3	3.69	4.39
	80	52.3	3.18	4.82	53.2	3.26	4.78	54.1	3.34	4.74
40	60	49.5	3.65	3.97	49.6	3.68	3.95	49.8	3.71	3.93
	70	48.6	3.29	4.33	49.1	3.34	4.31	49.7	3.39	4.29
	80	47.8	2.98	4.70	48.7	3.05	4.68	49.5	3.12	4.65
30	60	42.6	3.28	3.80	44.0	3.37	3.82	45.3	3.45	3.85
	70	42.1	2.96	4.16	42.8	3.02	4.16	43.5	3.07	4.16
	80	41.5	2.70	4.52	41.6	2.71	4.49	41.7	2.73	4.47
17	60	35.5	2.86	3.63	35.7	2.87	3.65	35.8	2.87	3.66
	70	34.4	2.56	3.94	34.9	2.58	3.96	35.3	2.60	3.97
	80	33.3	2.30	4.25	34.1	2.34	4.27	34.8	2.38	4.29
10	60	31.4	2.59	3.54	31.6	2.59	3.57	31.9	2.59	3.61
	70	30.7	2.34	3.84	30.9	2.34	3.87	31.1	2.34	3.89
	80	30.1	2.13	4.15	30.2	2.12	4.16	30.2	2.12	4.18
0	60	27.3	2.34	3.41	27.6	2.35	3.45	27.9	2.35	3.49
	70	26.7	2.10	3.71	27.1	2.12	3.75	27.5	2.13	3.78
	80	26.0	1.90	4.01	26.5	1.92	4.05	27.0	1.94	4.08

## Heating multipliers for determining the performance with other indoor sections

### Coil multipliers - 5 ton

**Table 63: Coil multipliers - 5 ton**

Air handler	Coils	MBH	COP	kW
RFC*60HBCMP2N1	—	1.00	1.04	0.96
RFC*60HBCMP2N1	—	0.99	1.04	0.95
RFC*60JBCMP2N1	—	1.10	0.94	1.18
JMET18DS2N1A	XAF/XAUD60H	1.00	1.05	0.94
JMET18DS2N1A	XAFD60J	1.00	1.05	0.94
JMET18DS2N1A	XAHD60H	1.02	1.07	0.96
JMET18DS2N1A	XAHD60J	1.02	1.04	0.98

## Furnace multipliers - 5 ton

**Table 64: Furnace multipliers - 5 ton**

Furnace	Coils	MBH	COP	kW
TL8E100C20UH11	XAFC60H	0.99	1.01	0.99
TL8E100C20UH11	XAFC60H	0.99	1.01	0.99
TL8E100C20UH11	XAHC60H	1.02	1.02	1.00
TL8E100C20UH11	XAHC60H	1.02	1.02	1.00
TL9E100C20UH11	XAHC60H	1.02	1.02	1.00
TL9E100C20UH11	XAHC60H	1.02	1.02	1.00
TM8E080C20MP11	XAFC60H	1.01	1.00	1.01
TM8E080C20MP11	XAFC60H	1.01	1.00	1.01
TM8E080C20MP11	XAHC60H	1.03	1.03	1.00
TM8E080C20MP11	XAHC60H	1.03	1.03	1.00
TM8E100C20MP11	XAFC60H	1.01	1.00	1.01
TM8E100C20MP11	XAFC60H	1.01	1.00	1.01
TM8E100C20MP11	XAHC60H	1.03	1.03	1.00
TM8E100C20MP11	XAHC60H	1.03	1.03	1.00
TM8E120C20MP11	XAFC60H	1.01	1.00	1.01
TM8E120C20MP11	XAFC60H	1.01	1.00	1.01
TM8E120C20MP11	XAHC60H	1.03	1.02	1.01
TM8E120C20MP11	XAHC60H	1.03	1.02	1.01
TM8E130D20MP11	XAF/XAUD60H	1.01	1.02	0.99
TM8E130D20MP11	XAF/XAUD60H	1.01	1.02	0.99
TM8E130D20MP11	XAFD60J	1.00	1.03	0.97
TM8E130D20MP11	XAHD60H	1.03	1.04	0.99
TM8E130D20MP11	XAHD60H	1.03	1.04	0.99
TM8E130D20MP11	XAHD60J	1.03	1.05	0.98
TM8Y100C20MP11	XAFC60H	1.01	1.01	1.00
TM8Y100C20MP11	XAFC60H	1.01	1.01	1.00
TM8Y100C20MP11	XAHC60H	1.03	1.03	1.00
TM8Y100C20MP11	XAHC60H	1.03	1.03	1.00
TM8Y120C20MP11	XAFC60H	1.01	1.01	1.00
TM8Y120C20MP11	XAFC60H	1.01	1.01	1.00
TM8Y120C20MP11	XAHC60H	1.03	1.03	1.00
TM8Y120C20MP11	XAHC60H	1.03	1.03	1.00
TM9E080C20MP12	XAFC60H	1.01	1.02	0.99
TM9E080C20MP12	XAFC60H	1.01	1.02	0.99
TM9E080C20MP12	XAHC60H	1.03	1.03	0.99
TM9E080C20MP12	XAHC60H	1.03	1.03	0.99
TM9E100C20MP12	XAFC60H	1.01	1.01	1.00
TM9E100C20MP12	XAFC60H	1.01	1.01	1.00

**Table 64: Furnace multipliers - 5 ton**

Furnace	Coils	MBH	COP	kW
TM9E100C20MP12	XAHC60H	1.03	1.03	1.00
TM9E100C20MP12	XAHC60H	1.03	1.03	1.00
TM9E120D20MP12	XAF/XAUD60H	1.00	1.00	1.01
TM9E120D20MP12	XAF/XAUD60H	1.00	1.00	1.01
TM9E120D20MP12	XAFD60J	1.00	1.00	1.00
TM9E120D20MP12	XAHD60H	1.03	1.01	1.02
TM9E120D20MP12	XAHD60H	1.03	1.01	1.02
TM9E120D20MP12	XAHD60J	1.03	1.02	1.01
TM9Y100C20MP11	XAFC60H	1.01	0.99	1.02
TM9Y100C20MP11	XAHC60H	1.04	1.00	1.03
TM9Y100C20MP11	XAHC60H	1.04	1.00	1.03
TM9Y120D20MP11	XAF/XAUD60H	1.01	1.00	1.02
TM9Y120D20MP11	XAF/XAUD60H	1.01	1.00	1.02
TM9Y120D20MP11	XAFD60J	1.01	1.00	1.01
TM9Y120D20MP11	XAHD60H	1.03	1.02	1.01
TM9Y120D20MP11	XAHD60H	1.03	1.02	1.01
TM9Y120D20MP11	XAHD60J	1.03	1.01	1.02
TMLE080C20MP11	XAFC60H	1.01	1.00	1.01
TMLE080C20MP11	XAFC60H	1.01	1.00	1.01
TMLE080C20MP11	XAHC60H	1.03	1.03	1.00
TMLE080C20MP11	XAHC60H	1.03	1.03	1.00
TMLE100C20MP11	XAFC60H	1.01	1.00	1.01
TMLE100C20MP11	XAFC60H	1.01	1.00	1.01
TMLE100C20MP11	XAHC60H	1.03	1.03	1.00
TMLE100C20MP11	XAHC60H	1.03	1.03	1.00
TMLE120C20MP11	XAFC60H	1.01	1.00	1.01
TMLE120C20MP11	XAFC60H	1.01	1.00	1.01
TMLE120C20MP11	XAHC60H	1.03	1.02	1.01
TMLE120C20MP11	XAHC60H	1.03	1.02	1.01
TMLE130D20MP11	XAF/XAUD60H	1.01	1.02	0.99
TMLE130D20MP11	XAF/XAUD60H	1.01	1.02	0.99
TMLE130D20MP11	XAFD60J	1.00	1.03	0.97
TMLE130D20MP11	XAHD60H	1.03	1.04	0.99
TMLE130D20MP11	XAHD60H	1.03	1.04	0.99
TMLE130D20MP11	XAHD60J	1.03	1.05	0.98

---

Subject to change without notice. Published in U.S.A. Copyright © 2022 by Johnson Controls. All rights reserved.