

Technical Guide: RAC Series RAC134 Models - 13.4 SEER2 Split-System Air Conditioner - Single-Phase

R-410A - 1.5 to 5 Nominal Ton



York International Corporation, 5005 York
Drive, Norman, OK 73069

6268889-UTG-A-1122

Supersedes: nothing

2022-11-04

Contents

Description.....	7
Certification.....	7
Warranty summary.....	7
Features.....	8
Nomenclature.....	9
Physical and electrical data.....	9
Physical and electrical data notes.....	10
Illustration of dimensions.....	11
Dimensions.....	11
Dimensions data notes.....	11
System charge table.....	12
System charge A-coil data notes.....	12
Charging.....	13
Air handler capacity.....	13
Air handler capacity data notes.....	15
Coil only capacity.....	16
Coil only capacity data notes.....	16
Furnace capacity - 1.5 ton.....	17
Furnace capacity - 2 ton.....	18
Furnace capacity - 2.5 ton.....	20
Furnace capacity - 3 ton.....	23
Furnace capacity - 3.5 ton.....	25
Furnace capacity - 4 ton.....	28
Furnace capacity - 5 ton.....	31
Furnace capacity data notes.....	32
Applications and accessories.....	33
Sound power rating.....	34
Mechanical specifications.....	34
Typical installation.....	35
Typical field wiring.....	37
Alternative installation clearances.....	38
Performance data - 1.5 ton.....	38
Condenser only performance data - 1.5 ton.....	38
Condenser only performance data notes.....	38
Cooling performance data - 1.5 ton.....	39
Cooling performance data notes.....	39
Multipliers for determining the performance with other indoor sections.....	39
Cool multiplier airhandler - 1.5 ton.....	39
Cool multiplier furnace - 1.5 ton.....	40

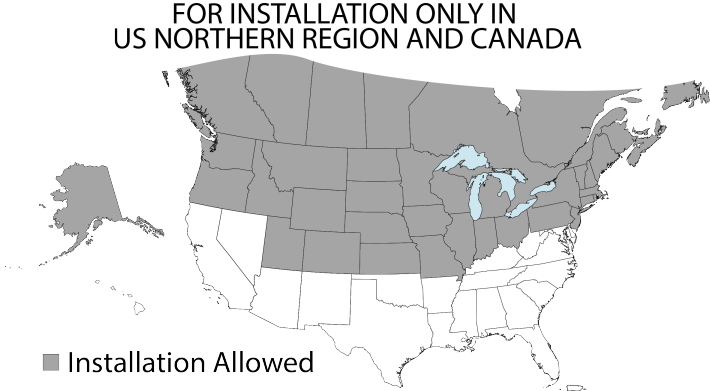
Performance data - 2 ton.....	42
Condenser only performance data - 2 ton.....	42
Condenser only performance data notes.....	42
Cooling performance data - 2 ton.....	43
Cooling performance data notes.....	43
Multipliers for determining the performance with other indoor sections.....	43
Cool multiplier airhandler - 2 ton.....	43
Cool multiplier furnace - 2 ton.....	44
Performance data - 2.5 ton.....	47
Condenser only performance data - 2.5 ton.....	47
Condenser only performance data notes.....	47
Cooling performance data - 2.5 ton.....	48
Cooling performance data notes.....	48
Multipliers for determining the performance with other indoor sections.....	48
Cool multiplier airhandler - 2.5 ton.....	48
Cool multiplier furnace - 2.5 ton.....	49
Performance data - 3 ton.....	52
Condenser only performance data - 3 ton.....	52
Condenser only performance data notes.....	52
Cooling performance data - 3 ton.....	53
Cooling performance data notes.....	53
Multipliers for determining the performance with other indoor sections.....	53
Cool multiplier airhandler - 3 ton.....	53
Cool multiplier furnace - 3 ton.....	54
Performance data - 3.5 ton.....	58
Condenser only performance data - 3.5 ton.....	58
Condenser only performance data notes.....	58
Cooling performance data - 3.5 ton.....	59
Cooling performance data notes.....	59
Multipliers for determining the performance with other indoor sections.....	59
Cool multiplier airhandler - 3.5 ton.....	59
Cool multiplier furnace - 3.5 ton.....	60
Performance data - 4 ton.....	64
Condenser only performance data - 4 ton.....	64
Condenser only performance data notes.....	64
Cooling performance data - 4 ton.....	65
Cooling performance data notes.....	65
Multipliers for determining the performance with other indoor sections.....	65
Cool multiplier airhandler - 4 ton.....	65
Cool multiplier furnace - 4 ton.....	66
Performance data - 5 ton.....	69
Condenser only performance data - 5 ton.....	69

Condenser only performance data notes.....	69
Cooling performance data - 5 ton.....	70
Cooling performance data notes.....	70
Multipliers for determining the performance with other indoor sections.....	70
Cool multiplier airhandler - 5 ton.....	70
Cool multiplier furnace - 5 ton.....	71

Description

The RAC134 models are part of our successful 13.4 SEER2 Regional Minimum Efficiency in the northern United States and Canada. These outdoor units are specifically designed to be matched with our residential indoor coils, furnaces, and air handlers to provide a complete system solution.

Figure 1: Installation map



Due to continuous product improvement, specifications are subject to change without notice. Visit us on the web at www.simplygettingthejobdone.com. Additional rating information can be found at www.ahridirectory.org.

This document is only for distribution use - it is not to be used at point of retail sale.

Certification



Warranty summary

- Standard 5-year limited parts warranty.
- Standard 10-year limited compressor warranty.
- Extended 10-year limited parts warranty when product is registered online within 90 days of purchase for replacement or closing for new home construction.
- Warranty does not apply to R-22 models, three-phase models, or Internet sales.
- See the limited warranty certificate in the *User's Information Manual* for details.

Features

- **Small footprint** - Minimum footprint for easier handling, transportation, and installation.
- **Easier installation** - Independent panels provide quick access for unit setup. Installation time is reduced by easy power and control wiring access. Select indoor matches with factory-mounted TXVs are available for quicker system installation. The filter-drier is shipped loose for installation in the field. The unit is factory-charged for 15 ft refrigeration piping. The small base dimension and reduced unit clearances make for easier retrofits.
- **Accessible information** - QR code on unit provides quick access to technical documents and warranty information.
- **Durable finish** - The coated steel wire fan guard, coated external fasteners, and pre-treated G90-equivalent galvanized steel chassis components resist corrosion and rust creep. Champagne colored powdercoat paint further protects external panels.
- **Quality coils** - The high efficiency microchannel aluminum coil is manufactured using an improved material system, providing reliable performance and small unit size.
- **Rugged coil protection** - Coils are protected from mechanical damage by a proven stamped steel coil guard design.
- **Protected compressor** - Compressors are protected internally by a high-pressure relief valve and a temperature sensor, and externally by the system high-pressure switch.
- **Reliable operation** - Ball bearing fan motors provide superior performance in extreme temperatures.
- **Environmentally friendly** - CFC-free R-410A refrigerant delivers environmentally friendly performance with zero ozone depletion.
- **Top discharge** - Warm air is blown up, away from the structure and any landscaping, allowing compact location on multi-unit applications.
- **Low operating sound levels** - Developed using CFD and FEA tools, the sturdy cabinet and top design provides sound performance of 76 dBA or lower. Compatible accessories for further sound reduction are also available.
- **Better service access** - Diagonal base valves with open access for low-loss fittings, single panel access to the electrical controls, swing out control box for full corner access, and removable fan guard allow easy access for unit maintenance.
- **Agency listed** - Safety certified by CSA to UL 1995/CSA 22.2. Performance certified to ANSI/AHRI Standard 210/240 in accordance with the Unitary Small Equipment certification program.

Nomenclature

Table 1: Nomenclature

Brand	R	R = OTC factory-branded
Product type	AC	AC = Air conditioner
Nominal series efficiency and staging	134	134 = 13.4 (SEER2 - US northern region)
Nominal unit capacity (MBH)	18	18 = 1.5 ton
		24 = 2 ton
		30 = 2.5 ton
		36 = 3 ton
		42 = 3.5 ton
		48 = 4 ton
60 = 5 ton		
Refrigerant	B	B = R-410A
Voltage (voltage-phase-hertz)	2	2 = 208/230-1-60
Generation (major revision)	1	1 = First generation
		2 = Second generation
Factory option	S	S = Standard (no options)
Style letter (minor revision) not used for ordering	A	A = Style A
		B = Style B

Physical and electrical data

Table 2: Physical and electrical data

Outdoor unit model	RAC134 18B21S	RAC134 24B21S	RAC134 30B21S	RAC134 36B21S	RAC134 42B21S	RAC134 48B21S	RAC134 60B21S
Unit supply voltage	208/230 V, 1 phase, 60 Hz						
Normal voltage range (V) ¹	187 to 252						
Minimum circuit ampacity (A)	8.9	11.3	15.3	19.6	21.1	25.7	29.1
Maximum overcurrent device (A) ²	15	15	25	30	35	45	50
Minimum overcurrent device (A) ³	15	15	20	20	25	30	30
Compressor type ⁴	Rotary	Rotary	Scroll	Scroll	Scroll	Scroll	Scroll
Compressor rated load	6.5	8.4	11.7	14.7	15.9	19.5	22.2
Compressor locked rotor	33.0	53.0	71.3	75.0	112.3	130.0	128.0
Crankcase heater	No	No	No	No	No	No	No
Factory external discharge muffler	No	No	No	No	No	No	No
HS kit required with TXV	No	No	No	No	No	No	No

Table 2: Physical and electrical data

Outdoor unit model	RAC134 18B21S	RAC134 24B21S	RAC134 30B21S	RAC134 36B21S	RAC134 42B21S	RAC134 48B21S	RAC134 60B21S
HS Kit Part Number (S1-2SA067*****) ⁵	22006	22006	10106	10106	10106	10106	10106
Fan diameter (in.)	18	18	18	22	22	24	26
Fan motor type	PSC	PSC	PSC	PSC	PSC	PSC	PSC
Fan motor rated HP	1/8	1/8	1/8	1/4	1/4	1/4	1/4
Fan motor rated load (A)	0.7	0.7	0.7	1.3	1.3	1.3	1.3
Fan motor nominal RPM	1075	1075	1075	850	850	850	850
Fan motor nominal CFM	2150	2575	2575	2875	3350	3550	4300
Coil face area (sq. ft)	11.07	12.45	12.45	13.83	17.37	18.74	23.40
Coil rows deep	1	1	1	1	1	1	1
Coil fins per inch	23	23	23	23	23	23	23
Liquid refrigeration piping outdoor unit (field-installed)	3/8	3/8	3/8	3/8	3/8	3/8	3/8
Vapor refrigeration piping outdoor unit (field-installed) ⁶	3/4	3/4	3/4	3/4	7/8	7/8	1 1/8 [‡]
Unit charge (lb-oz) ⁷	3-3	3-4	3-4	4-3	4-15	4-11	5-9
Charge (oz/ft)	0.62	0.62	0.62	0.62	0.67	0.67	0.75
Operating weight (lb)	120	135	130	150	195	200	230

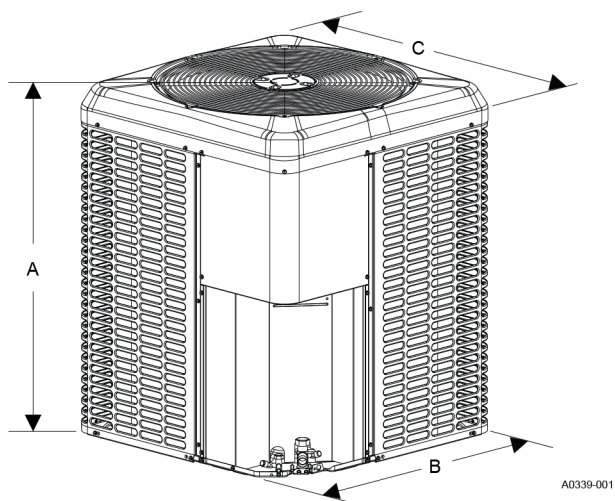
Physical and electrical data notes

1. Rated in accordance with AHRI Standard 110-2012, utilization range A.
2. Dual element fuses or HACR circuit breaker. Maximum allowable overcurrent protection.
3. Dual element fuses or HACR circuit breaker. Minimum recommended overcurrent protection.
4. Rotary compressor models are limited to an equivalent length of refrigeration piping of 100 ft with no exceptions.
5. Refer to the *Hard Start Kit Accessory Installation Manual* for the hard start kit part number for each model. The hard start kit is a field installed accessory.
6. For applications with non-standard vapor line sizes, refer to the *Applications and accessories* section.
7. The unit charge is correct for the outdoor unit, smallest matched indoor unit, and 15 ft of refrigerant tubing. For tubing lengths other than 15 ft, add or subtract the amount of refrigerant, using the difference in actual refrigeration piping length (not the equivalent length) multiplied by the per foot value.

‡ The adapter fitting must be field installed for the required 1 1/8 in. refrigeration piping.

Illustration of dimensions

Figure 2: Unit dimensions



Dimensions

Table 3: Dimensions

Outdoor unit model	Dimensions (in.)			Refrigerant connection service valve size (in.)	
	A	B	C	Liquid	Vapor
RAC13418B21S	30	24	24	3/8	3/4
RAC13424B21S	33 1/4	24	24		
RAC13430B21S	33 1/4	24	24		
RAC13436B21S	30	29 1/4	29 1/4	7/8	7/8‡
RAC13442B21S	36 1/4	29 1/4	29 1/4		
RAC13448B21S	33 1/4	35 1/4	31 3/4		
RAC13460B21S	36 1/4	38	34 1/4		

Dimensions data notes

‡ The adapter fitting must be field-installed for the required 1 1/8 in. refrigeration piping.

- All dimensions are in inches and are subject to change without notice.
- The overall height is from the bottom of the base pan to the top of the fan guard.
- The overall length and width include screw heads.

System charge table

Table 4: System charge table

Outdoor unit model	RAC134 18B21S	RAC134 24B21S	RAC134 30B21S	RAC134 36B21S	RAC134 42B21S	RAC134 48B21S	RAC134 60B21S
Required indoor metering device ^{1,2}	BA1	BA1	BA1	BC1	BC1	BC1	BC1
Indoor coil model ^{3,4,5}	Additional charge (oz)						
RFCB18BXEMP2S1A	2	—	—	—	—	—	—
RFCB24CXEMP2N1A	—	3	—	—	—	—	—
RFCB30DXEMP2N1A	—	—	6	—	—	—	—
RFCB36DXEMP2N1A	—	—	6	0	—	—	—
RFCC36DXEMP2N1A	—	—	6	0	—	—	—
RFCC42FXEMP2N1A	—	—	—	—	2	—	—
RFCC48GXEMP2N1A	—	—	—	—	—	5	—
RFCC60HXEMP2N1A	—	—	—	—	—	—	6
RFCD48GXEMP2N1A	—	—	—	—	—	5	—
RFCD60HXEMP2N1A	—	—	—	—	—	—	6
XAF/XAHB24B	2	0	—	—	—	—	—
XAF/XAHC30C	—	3	0	—	—	—	—
XAF/XAHC36D	—	—	6	0	—	—	—
XAF/XAHC60H	—	—	—	—	—	—	6
XAF/XAHD42E	—	—	—	2	0	—	—
XAF/XAHD48F	—	—	—	—	2	0	—
XAF/XAU/XAHA18A	0	—	—	—	—	—	—
XAF/XAU/XAHA24B	2	0	—	—	—	—	—
XAF/XAU/XAHB30C	—	3	0	—	—	—	—
XAF/XAU/XAHB36D	—	—	6	0	—	—	—
XAF/XAU/XAHC42E	—	—	—	2	0	—	—
XAF/XAU/XAHC48F	—	—	—	—	2	0	—
XAF/XAU/XAHC60G	—	—	—	—	—	5	0
XAF/XAU/XAHD60G	—	—	—	—	—	5	0
XAF/XAU/XAHD60H	—	—	—	—	—	—	6
XAFA30D	—	—	6	—	—	—	—
XAFB18A	0	—	—	—	—	—	—
XAFB36E	—	—	—	2	—	—	—

System charge A-coil data notes

1. For applications requiring a TXV, use S1-1TVM*** series kit.
2. A TXV kit must be used with these indoor units to obtain system performance.
3. Systems matched with furnaces or air handlers not equipped with blower-off delays may require blower time delay.
4. Do not use XAF/XAU coils in horizontal applications. Do not use XAH coils in upflow/downflow applications.
5. Charge adders shown above do not indicate that coils are rated for every application. Refer to the *Performance data tables* for actual performance for specified system matches. Obtain certified system ratings from <http://www.ahridirectory.org>.

Charging

1. Check the factory unit charge listed on the unit nameplate to verify the refrigerant charge for the outdoor unit, the smallest matched indoor unit, and the 15 ft of interconnecting refrigeration piping.
2. Verify the indoor metering device and additional charge required for the specific matched indoor unit in the system using Table .
3. Add additional charge for the amount of interconnecting refrigeration piping greater than 15 ft at the rate specified in Table .
4. For installations requiring additional charge, weigh in refrigerant for the specific matching indoor unit and actual refrigeration piping length.
5. After weighing in the charge adders for the matched indoor unit and refrigeration piping, verify the system operation against the temperatures and pressures in the charging chart for the outdoor unit. Locate the charging charts on the outdoor unit and in the *Service Data Application Guide* on www.simplygettingthejobdone.com. Follow the subcool or superheat charging procedure in the *Installation Manual* according to the type of indoor metering device in the system, and allow 10 min after each charge adjustment for the system operation to stabilize. Record the charge adjustment made to match the charging chart.
6. Permanently stamp the unit nameplate with the total system charge defined as follows: total system charge = base charge (as shipped) + charge adder for matched indoor unit + charge adder for actual refrigeration piping length + charge adjustments to match the charging chart.

Air handler capacity

Table 5: Air handler capacity

Outdoor unit model	Air handler model	Air handler width (in.)	Indoor coil model	Rated CFM	Net cool (MBH)	Sens cool (MBH)	SEER2	EER2
RAC13418B21S	EBE15A	19.6	XAF/XAUA24B	725	18.00	13.90	14.00	12.00
RAC13418B21S	EBE15A	19.6	XAHA18A	725	18.00	13.80	13.75	11.75
RAC13418B21S	EBE15A	19.6	XAHA24B	725	18.00	13.90	14.00	12.00
RAC13418B21S	JMET08BS2N1	17.5	XAFB18A	650	18.00	12.90	16.00	13.00
RAC13418B21S	JMET08BS2N1	17.5	XAFB18A	725	18.00	13.70	15.00	12.50
RAC13418B21S	JMET08BS2N1	17.5	XAFB24B	650	18.00	13.00	16.00	13.00
RAC13418B21S	JMET08BS2N1	17.5	XAFB24B	725	18.00	13.80	15.00	12.50
RAC13418B21S	JMET08BS2N1	17.5	XAHB24B	700	18.00	13.70	15.00	12.50
RAC13418B21S	JMET12BS2N1	17.5	XAFB18A	575	17.80	12.30	16.00	13.00
RAC13418B21S	JMET12BS2N1	17.5	XAFB18A	650	18.00	13.30	14.75	12.25
RAC13418B21S	JMET12BS2N1	17.5	XAFB24B	575	17.80	12.30	16.00	13.00
RAC13418B21S	JMET12BS2N1	17.5	XAFB24B	675	18.00	13.50	15.00	12.50
RAC13418B21S	JMET12BS2N1	17.5	XAHB24B	650	18.00	13.30	15.00	12.50
RAC13418B21S	RFCB18BXEMP2S1	17.5	—	650	18.00	13.30	15.00	12.50
RAC13424B21S	EBE15A	19.6	XAF/XAUA24B	725	24.00	16.90	14.75	12.50
RAC13424B21S	EBE15A	19.6	XAF/XAUB30C	775	24.00	17.50	15.25	13.00
RAC13424B21S	EBE15A	19.6	XAFB24B	750	24.00	17.00	15.00	12.75
RAC13424B21S	EBE15A	19.6	XAFC30C	775	24.00	17.50	15.25	13.00
RAC13424B21S	EBE15A	19.6	XAHA24B	725	24.00	16.90	14.75	12.50
RAC13424B21S	EBE15A	19.6	XAHB24B	750	24.00	17.00	15.00	12.75
RAC13424B21S	EBE15A	19.6	XAHB30C	750	24.00	17.30	15.25	13.00
RAC13424B21S	EBE15A	19.6	XAHC30C	775	24.00	17.50	15.25	13.00
RAC13424B21S	JMET08BS2N1	17.5	XAF/XAUB30C	850	24.00	17.40	16.00	13.00
RAC13424B21S	JMET08BS2N1	17.5	XAF/XAUB30C	725	24.00	17.10	15.00	12.50
RAC13424B21S	JMET08BS2N1	17.5	XAFB24B	825	24.00	16.90	15.75	12.75
RAC13424B21S	JMET08BS2N1	17.5	XAFB24B	725	24.00	16.80	14.75	12.25
RAC13424B21S	JMET08BS2N1	17.5	XAHB24B	700	24.00	16.70	14.50	12.25
RAC13424B21S	JMET08BS2N1	17.5	XAHB30C	700	24.00	17.00	15.00	12.50
RAC13424B21S	JMET12BS2N1	17.5	XAF/XAUB30C	850	24.00	17.40	16.00	13.00

Table 5: Air handler capacity

Outdoor unit model	Air handler model	Air handler width (in.)	Indoor coil model	Rated CFM	Net cool (MBH)	Sens cool (MBH)	SEER2	EER2
RAC13424B21S	JMET12BS2N1	17.5	XAF/XAUB30C	800	24.00	17.60	15.00	12.50
RAC13424B21S	JMET12BS2N1	17.5	XAFB24B	850	24.00	17.10	15.75	12.75
RAC13424B21S	JMET12BS2N1	17.5	XAFB24B	775	24.00	17.20	14.75	12.25
RAC13424B21S	JMET12BS2N1	17.5	XAHB24B	775	24.00	17.20	14.50	12.25
RAC13424B21S	JMET12BS2N1	17.5	XAHB30C	775	24.00	17.50	15.00	12.50
RAC13424B21S	JMET12CS2N1	21.0	XAFC30C	850	24.00	17.40	16.00	13.00
RAC13424B21S	JMET12CS2N1	21.0	XAFC30C	950	24.00	18.70	15.00	12.50
RAC13424B21S	JMET12CS2N1	21.0	XAHC30C	925	24.00	18.50	14.75	12.25
RAC13424B21S	JMET16CS2N1	21.0	XAFC30C	850	24.00	17.40	16.00	13.00
RAC13424B21S	JMET16CS2N1	21.0	XAFC30C	950	24.00	18.70	15.00	12.50
RAC13424B21S	JMET16CS2N1	21.0	XAHC30C	925	24.00	18.50	15.00	12.50
RAC13424B21S	RFCB18BXEMP2S1	17.5	—	725	24.00	16.90	14.75	12.25
RAC13424B21S	RFCB24CXEMP2N1	17.5	—	750	24.00	17.30	15.00	12.50
RAC13430B21S	EBE15A	19.6	XAF/XAUB30C	925	28.80	21.00	14.00	12.00
RAC13430B21S	EBE15A	19.6	XAF/XAUB36D	900	28.80	20.60	14.00	12.00
RAC13430B21S	EBE15A	19.6	XAFC30C	925	28.80	21.00	14.00	12.00
RAC13430B21S	EBE15A	19.6	XAHB30C	900	28.80	20.80	13.75	11.75
RAC13430B21S	EBE15A	19.6	XAHB36D	875	28.80	20.40	13.75	11.75
RAC13430B21S	EBE15A	19.6	XAHC30C	900	28.80	20.80	13.75	11.75
RAC13430B21S	EBE15A	19.6	XAHC36D	900	28.80	20.60	14.00	12.00
RAC13430B21S	JMET12BS2N1	17.5	XAF/XAUB30C	800	28.60	20.00	14.75	12.25
RAC13430B21S	JMET12BS2N1	17.5	XAF/XAUB36D	1175	29.80	23.00	14.25	12.00
RAC13430B21S	JMET12BS2N1	17.5	XAHB30C	1150	29.60	23.40	14.00	11.75
RAC13430B21S	JMET12CS2N1	21.0	XAFC30C	950	29.40	21.60	14.75	12.25
RAC13430B21S	JMET12CS2N1	21.0	XAHC30C	925	29.20	21.40	14.50	12.00
RAC13430B21S	JMET12CS2N1	21.0	XAHC36D	925	29.20	21.00	14.75	12.25
RAC13430B21S	JMET16CS2N1	21.0	XAFC30C	950	29.40	21.60	14.75	12.25
RAC13430B21S	JMET16CS2N1	21.0	XAHC30C	925	29.20	21.40	14.75	12.25
RAC13430B21S	JMET16CS2N1	21.0	XAHC36D	900	29.20	20.80	14.75	12.25
RAC13430B21S	RFCB30DXEMP2N1	17.5	—	950	29.40	21.40	14.50	12.00
RAC13430B21S	RFCB36DXEMP2N1	17.5	—	1200	29.80	23.20	14.00	11.75
RAC13430B21S	RFCB36DXEMP2N1	21.0	—	800	28.60	19.70	14.75	12.25
RAC13436B21S	EBE15A	19.6	XAF/XAUB36D	1075	35.80	25.80	13.75	11.75
RAC13436B21S	EBE15A	19.6	XAF/XAUC42E	1075	36.00	26.00	14.00	11.75
RAC13436B21S	EBE15A	19.6	XAFB36E	1050	35.80	25.60	13.75	11.75
RAC13436B21S	EBE15A	19.6	XAFC36D	1075	35.80	25.80	13.75	11.75
RAC13436B21S	EBE15A	19.6	XAHB36D	1025	35.40	25.20	13.75	11.50
RAC13436B21S	EBE15A	19.6	XAHC36D	1075	35.80	25.80	13.75	11.75
RAC13436B21S	EBE15A	19.6	XAHC42E	1075	36.00	26.00	13.75	11.75
RAC13436B21S	JMET12BS2N1	17.5	XAF/XAUB36D	1250	36.00	26.40	14.75	12.50
RAC13436B21S	JMET12BS2N1	17.5	XAF/XAUB36D	1175	36.00	26.60	14.25	12.00
RAC13436B21S	JMET12BS2N1	17.5	XAFB36E	1250	36.00	26.40	14.75	12.50
RAC13436B21S	JMET12BS2N1	17.5	XAFB36E	1150	36.00	26.40	14.25	12.00
RAC13436B21S	JMET12BS4N1	17.5	XAF/XAUB36D	1225	36.00	27.00	14.25	11.75
RAC13436B21S	JMET12BS4N1	17.5	XAFB36E	1225	36.00	27.20	14.25	11.75
RAC13436B21S	JMET12CS2N1	21.0	XAF/XAUC42E	1100	36.00	25.20	15.50	12.75
RAC13436B21S	JMET12CS2N1	21.0	XAF/XAUC42E	1125	36.00	26.20	14.75	12.25
RAC13436B21S	JMET12CS2N1	21.0	XAFC36D	1100	36.00	25.20	15.50	12.75
RAC13436B21S	JMET12CS2N1	21.0	XAFC36D	1100	36.00	26.00	14.50	12.00
RAC13436B21S	JMET12CS2N1	21.0	XAHC36D	1100	36.00	26.00	14.50	12.00
RAC13436B21S	JMET12CS2N1	21.0	XAHC42E	1100	36.00	26.00	14.50	12.00
RAC13436B21S	JMET12CS4N1	21.0	XAF/XAUC42E	1000	35.60	25.00	14.75	12.25
RAC13436B21S	JMET12CS4N1	21.0	XAFC36D	1000	35.60	25.00	14.50	12.00
RAC13436B21S	JMET12CS4N1	21.0	XAHC36D	975	35.40	24.60	14.50	12.00
RAC13436B21S	JMET12CS4N1	21.0	XAHC42E	975	35.40	24.60	14.50	12.00
RAC13436B21S	JMET16CS2N1	21.0	XAF/XAUC42E	1100	36.00	25.20	15.50	12.75
RAC13436B21S	JMET16CS2N1	21.0	XAFC36D	1075	35.80	25.00	15.50	12.75
RAC13436B21S	JMET18DS2N1	24.5	XAFD42E	1075	36.00	25.00	15.50	12.75
RAC13436B21S	RFCB36DXEMP2N1	17.5	—	1200	36.00	26.80	14.25	11.75
RAC13436B21S	RFCB36DXEMP2N1	21.0	—	1175	36.00	26.60	14.50	12.00
RAC13442B21S	EBE15A	19.6	XAF/XAUC42E	1275	41.00	30.80	14.25	12.25
RAC13442B21S	EBE15A	19.6	XAF/XAUC48F	1300	41.50	31.00	14.50	12.25
RAC13442B21S	EBE15A	19.6	XAFD42E	1300	41.50	31.40	14.50	12.25

Table 5: Air handler capacity

Outdoor unit model	Air handler model	Air handler width (in.)	Indoor coil model	Rated CFM	Net cool (MBH)	Sens cool (MBH)	SEER2	EER2
RAC13442B21S	EBE15A	19.6	XAFD48F	1300	41.50	31.00	14.50	12.25
RAC13442B21S	EBE15A	19.6	XAHC42E	1250	41.00	30.60	14.25	12.25
RAC13442B21S	EBE15A	19.6	XAHC48F	1300	41.50	31.00	14.50	12.25
RAC13442B21S	EBE15A	19.6	XAHD42E	1275	41.00	30.80	14.25	12.25
RAC13442B21S	EBE15A	19.6	XAHD48F	1300	41.50	31.00	14.50	12.25
RAC13442B21S	JMET12CS2N1	21.0	XAF/XAUC42E	1250	41.00	29.40	15.25	12.75
RAC13442B21S	JMET12CS2N1	21.0	XAF/XAUC42E	1300	40.50	30.60	14.25	12.00
RAC13442B21S	JMET12CS2N1	21.0	XAF/XAUC48F	1275	41.00	29.20	15.25	12.75
RAC13442B21S	JMET12CS2N1	21.0	XAF/XAUC48F	1325	40.50	30.20	14.25	12.00
RAC13442B21S	JMET12CS2N1	21.0	XAHC48F	1325	40.50	30.20	14.25	12.00
RAC13442B21S	JMET16CS2N1	21.0	XAF/XAUC42E	1275	41.00	29.60	15.25	12.75
RAC13442B21S	JMET16CS2N1	21.0	XAF/XAUC42E	1550	42.00	33.80	14.25	12.20
RAC13442B21S	JMET16CS2N1	21.0	XAF/XAUC48F	1300	41.50	29.80	15.25	12.75
RAC13442B21S	JMET16CS2N1	21.0	XAF/XAUC48F	1575	42.00	33.60	14.25	12.20
RAC13442B21S	JMET16CS2N1	21.0	XAHC48F	1575	42.00	33.60	14.25	12.20
RAC13442B21S	JMET18DS2N1	24.5	XAFD42E	1225	41.00	29.00	15.50	12.75
RAC13442B21S	JMET18DS2N1	24.5	XAFD42E	1550	41.00	32.80	14.25	11.75
RAC13442B21S	JMET18DS2N1	24.5	XAFD48F	1225	41.00	28.80	15.50	12.75
RAC13442B21S	JMET18DS2N1	24.5	XAFD48F	1575	41.00	32.60	14.25	11.75
RAC13442B21S	JMET18DS2N1	24.5	XAHD48F	1550	41.00	32.40	14.25	11.75
RAC13442B21S	RFCC42FXEMP2N1	21.0	—	1325	40.50	30.40	14.25	12.00
RAC13448B21S	EBE15A	19.6	XAF/XAUC48F	1575	46.50	34.20	13.40	11.00
RAC13448B21S	EBE15A	19.6	XAF/XAUC60G	1600	47.50	35.00	13.50	11.25
RAC13448B21S	EBE15A	19.6	XAF/XAUD60G	1600	47.50	35.00	13.50	11.25
RAC13448B21S	EBE15A	19.6	XAFD48F	1600	47.00	34.80	13.40	11.00
RAC13448B21S	EBE15A	19.6	XAHC48F	1575	46.50	34.20	13.40	11.00
RAC13448B21S	EBE15A	19.6	XAHC60G	1325	47.00	32.20	13.50	11.25
RAC13448B21S	EBE15A	19.6	XAHD48F	1575	46.50	34.20	13.40	11.00
RAC13448B21S	EBE15A	19.6	XAHD60G	1575	47.50	34.80	13.50	11.25
RAC13448B21S	JMET12CS2N1	21.0	XAF/XAUC48F	1325	46.50	31.80	14.25	12.00
RAC13448B21S	JMET12CS2N1	21.0	XAF/XAUC60G	1350	47.50	32.60	14.25	12.00
RAC13448B21S	JMET12CS2N1	21.0	XAHC48F	1325	46.50	31.80	14.25	12.00
RAC13448B21S	JMET12CS2N1	21.0	XAHC60G	1350	47.50	32.60	14.50	12.00
RAC13448B21S	JMET16CS2N1	21.0	XAF/XAUC48F	1575	47.50	34.60	14.00	11.75
RAC13448B21S	JMET16CS2N1	21.0	XAF/XAUC60G	1600	48.00	35.20	14.25	12.00
RAC13448B21S	JMET16CS2N1	21.0	XAHC48F	1575	47.50	34.60	14.00	11.75
RAC13448B21S	JMET16CS2N1	21.0	XAHC60G	1600	48.00	35.20	14.25	12.00
RAC13448B21S	JMET18DS2N1	24.5	XAF/XAUD60G	1575	48.00	34.80	14.25	12.00
RAC13448B21S	JMET18DS2N1	24.5	XAFD48F	1575	48.00	34.80	14.25	12.00
RAC13448B21S	JMET18DS2N1	24.5	XAHD48F	1550	47.50	34.40	14.25	11.75
RAC13448B21S	JMET18DS2N1	24.5	XAHD60G	1550	48.00	34.60	14.25	12.00
RAC13448B21S	RFCC48GXEMP2N1	21.0	—	1575	48.00	34.80	14.25	12.00
RAC13448B21S	RFCD48GXEMP2N1	24.5	—	1375	47.50	32.80	14.50	12.00
RAC13460B21S	JMET16CS2N1	21.0	XAF/XAUC60G	1600	55.50	39.00	13.75	11.50
RAC13460B21S	JMET16CS2N1	21.0	XAFC60H	1600	55.50	39.50	14.00	11.75
RAC13460B21S	JMET16CS2N1	21.0	XAHC60G	1600	55.50	39.00	13.75	11.50
RAC13460B21S	JMET16CS2N1	21.0	XAHC60H	1600	55.50	39.50	14.00	11.75
RAC13460B21S	JMET18DS2N1	24.5	XAF/XAUD60G	1575	55.50	39.00	14.00	11.75
RAC13460B21S	JMET18DS2N1	24.5	XAF/XAUD60H	1575	55.50	39.00	14.00	11.75
RAC13460B21S	JMET18DS2N1	24.5	XAHD60G	1550	55.50	39.00	14.00	11.75
RAC13460B21S	JMET18DS2N1	24.5	XAHD60H	1575	55.50	39.00	14.00	11.75
RAC13460B21S	RFCC60HXEMP2N1	21.0	—	1575	55.50	39.00	14.00	11.75
RAC13460B21S	RFCD60HXEMP2N1	24.5	—	1575	55.50	39.00	14.00	11.75

Air handler capacity data notes

- Rated in accordance with DOE test procedures (Federal Register 12-27-79 and 3-18-88) and ANSI/AHRI Standard 210/240.
- The cooling MBH is based on 80°F entering air temperature, 50% relative humidity (RH), and rated airflow.

- The energy efficiency ratio (EER2) is the total cooling output in BTUs at 95°F outdoor ambient divided by the total electric power in watt-hours at those conditions.
- The seasonal energy efficiency ratio (SEER2) is the total cooling output in BTUs during a normal annual usage period for cooling divided by the total electric power input in watt-hours during the same period.
- A cell with no value means not applicable.

Coil only capacity

Table 6: Coil only capacity

Outdoor unit model	Indoor coil model	Indoor coil width (in.)	CFM range	Rated CFM	Net cool (MBH)	Sens cool (MBH)	SEER2	EER2
RAC13418B21S	XAF/XAUA24B	14.5	450—750	600	18.00	13.30	13.40	11.25
RAC13418B21S	XAFB18A	17.5	450—750	600	18.00	13.20	13.40	11.25
RAC13418B21S	XAFB24B	17.5	450—750	600	18.00	13.30	13.40	11.25
RAC13418B21S	XAHA18A	14.5	450—750	600	18.00	13.20	13.40	11.25
RAC13418B21S	XAHA24B	14.5	450—750	600	18.00	13.30	13.40	11.25
RAC13418B21S	XAHB24B	17.5	450—750	600	18.00	13.30	13.40	11.25
RAC13424B21S	XAF/XAUB30C	17.5	600—1000	800	24.00	18.10	13.50	11.50
RAC13424B21S	XAFB24B	17.5	600—1000	800	24.00	17.70	13.20	11.50
RAC13424B21S	XAFC30C	21.0	600—1000	800	24.00	18.10	13.50	11.50
RAC13424B21S	XAHA24B	14.5	600—1000	800	24.00	17.70	13.20	11.50
RAC13424B21S	XAHB24B	17.5	600—1000	800	24.00	17.70	13.20	11.50
RAC13424B21S	XAHB30C	17.5	600—1000	800	24.00	18.10	13.50	11.50
RAC13424B21S	XAHC30C	21.0	600—1000	800	24.00	18.10	13.50	11.50
RAC13430B21S	XAF/XAUB36D	17.5	800—1200	1000	28.80	21.60	13.40	11.25
RAC13430B21S	XAFC30C	21.0	800—1200	1000	28.80	22.00	13.40	11.25
RAC13430B21S	XAHB30C	17.5	800—1200	1000	28.80	22.00	13.40	11.25
RAC13430B21S	XAHB36D	17.5	800—1200	900	28.60	20.80	13.40	11.25
RAC13430B21S	XAHC30C	21.0	800—1200	1000	28.80	22.00	13.40	11.25
RAC13430B21S	XAHC36D	21.0	800—1200	1000	28.80	21.60	13.40	11.25
RAC13436B21S	XAF/XAUC42E	21.0	1000—1400	1150	35.40	26.40	13.40	11.25
RAC13436B21S	XAFB36E	17.5	1000—1400	1100	35.40	26.20	13.40	11.25
RAC13436B21S	XAFC36D	21.0	1000—1400	1150	35.40	26.40	13.40	11.25
RAC13436B21S	XAHC36D	21.0	1000—1400	1150	35.40	26.40	13.40	11.25
RAC13436B21S	XAHC42E	21.0	1000—1400	1150	35.40	26.40	13.40	11.25
RAC13442B21S	XAF/XAUC48F	21.0	1200—1600	1400	41.00	31.80	13.50	11.50
RAC13442B21S	XAFD42E	24.5	1200—1600	1400	41.00	32.20	13.50	11.50
RAC13442B21S	XAFD48F	24.5	1200—1600	1400	41.00	31.80	13.50	11.50
RAC13442B21S	XAHC48F	21.0	1200—1600	1400	41.00	31.80	13.50	11.50
RAC13442B21S	XAHD42E	24.5	1200—1600	1275	40.50	30.80	13.50	11.50
RAC13442B21S	XAHD48F	24.5	1200—1600	1400	41.00	31.80	13.50	11.50
RAC13448B21S	XAF/XAUC60G	21.0	1400—1800	1525	47.50	34.60	13.40	11.00
RAC13448B21S	XAF/XAUD60G	24.5	1400—1800	1525	47.50	34.60	13.40	11.00
RAC13448B21S	XAFD48F	24.5	1400—1800	1525	47.00	34.40	13.40	11.00
RAC13448B21S	XAHC48F	21.0	1400—1800	1525	47.00	34.40	13.40	11.00
RAC13448B21S	XAHC60G	21.0	1400—1800	1525	47.50	34.60	13.40	11.00
RAC13448B21S	XAHD48F	24.5	1400—1800	1525	47.00	34.40	13.40	11.00
RAC13448B21S	XAHD60G	21.0	1400—1800	1525	47.50	34.60	13.40	11.00
RAC13460B21S	XAF/XAUD60G	24.5	1520—1920	1725	55.50	40.50	13.40	11.00
RAC13460B21S	XAF/XAUD60H	24.5	1520—1920	1725	55.50	41.00	13.40	11.00
RAC13460B21S	XAFC60H	21.0	1520—1920	1725	55.50	41.00	13.40	11.00
RAC13460B21S	XAHC60G	21.0	1520—1920	1725	55.50	40.50	13.40	11.00
RAC13460B21S	XAHC60H	21.0	1520—1920	1725	55.50	41.00	13.40	11.00
RAC13460B21S	XAHD60G	21.0	1520—1920	1600	55.50	39.50	13.40	11.00
RAC13460B21S	XAHD60H	24.5	1520—1920	1700	55.50	40.50	13.40	11.00

Coil only capacity data notes

- For rated condition information, see [Air handler capacity data notes](#).
- SEER2: requires a blower time delay unless a standard furnace is equipped with one.
- A cell with no value means not applicable.
- PSC furnaces use coil only ratings.

Furnace capacity - 1.5 ton

Table 7: Furnace capacity

Outdoor unit model	Furnace model	Furnace width (in.)	Indoor coil model	Rated CFM	Net cool (MBH)	Sens cool (MBH)	SEER2	EER2
RAC13418B21S	RGF19026AE08MP13	14.5	XAF/XAUA18A	550	17.80	12.60	13.75	11.75
RAC13418B21S	RGF19026AE08MP13	14.5	XAF/XAUA24B	550	18.00	12.80	14.25	12.00
RAC13418B21S	RGF19026AE08MP13	17.5	XAFB18A	550	17.80	12.60	13.75	11.75
RAC13418B21S	RGF19026AE08MP13	17.5	XAFB24B	550	18.00	12.80	14.25	12.00
RAC13418B21S	RGF19026AE08MP13	14.5	XAHA18A	550	17.80	12.60	13.75	11.75
RAC13418B21S	RGF19026AE08MP13	14.5	XAHA24B	550	18.00	12.80	14.25	12.00
RAC13418B21S	RGF19026AE08MP13	17.5	XAHB24B	550	18.00	12.80	14.25	12.00
RAC13418B21S	RGF19040AE10MP13	14.5	XAF/XAUA18A	525	17.60	12.20	13.75	11.75
RAC13418B21S	RGF19040AE10MP13	14.5	XAF/XAUA24B	475	17.70	12.00	14.25	12.00
RAC13418B21S	RGF19040AE10MP13	17.5	XAFB18A	550	17.80	12.50	14.00	12.00
RAC13418B21S	RGF19040AE10MP13	17.5	XAFB24B	550	18.00	12.70	14.25	12.00
RAC13418B21S	RGF19040AE10MP13	14.5	XAHA18A	525	17.60	12.20	13.75	11.75
RAC13418B21S	RGF19040AE10MP13	14.5	XAHA24B	475	17.70	12.00	14.25	12.00
RAC13418B21S	RGF19040AE10MP13	17.5	XAHB24B	550	18.00	12.70	14.25	12.00
RAC13418B21S	RGF19060AE10MP13	14.5	XAF/XAUA18A	525	17.70	12.30	14.00	12.00
RAC13418B21S	RGF19060AE10MP13	14.5	XAF/XAUA24B	675	18.00	13.60	14.25	12.00
RAC13418B21S	RGF19060AE10MP13	17.5	XAFB18A	525	17.70	12.30	14.00	12.00
RAC13418B21S	RGF19060AE10MP13	17.5	XAFB24B	700	18.00	13.80	14.25	12.00
RAC13418B21S	RGF19060AE10MP13	14.5	XAHA18A	675	18.00	13.60	14.00	11.75
RAC13418B21S	RGF19060AE10MP13	14.5	XAHA24B	675	18.00	13.60	14.25	12.00
RAC13418B21S	RGF19060AE10MP13	17.5	XAHB24B	525	18.00	12.50	14.25	12.00
RAC13418B21S	RGF19060BE12MP13	17.5	XAFB18A	550	17.80	12.50	14.00	12.00
RAC13418B21S	RGF19060BE12MP13	17.5	XAFB24B	550	18.00	12.70	14.25	12.00
RAC13418B21S	RGF19060BE12MP13	17.5	XAHB24B	550	18.00	12.70	14.25	12.00
RAC13418B21S	RGF19080BE12MP13	17.5	XAFB18A	600	18.00	13.00	14.25	12.00
RAC13418B21S	RGF19080BE12MP13	17.5	XAFB24B	600	18.00	13.10	14.50	12.25
RAC13418B21S	RGF19080BE12MP13	17.5	XAHB24B	575	18.00	12.90	14.50	12.25
RAC13418B21S	RGF1L040AE12MP12	14.5	XAF/XAUA18A	700	18.00	13.70	14.25	12.00
RAC13418B21S	RGF1L040AE12MP12	14.5	XAF/XAUA24B	550	18.00	12.70	14.50	12.25
RAC13418B21S	RGF1L040AE12MP12	17.5	XAFB18A	725	18.00	13.80	14.50	12.25
RAC13418B21S	RGF1L040AE12MP12	17.5	XAFB24B	725	18.00	13.90	14.75	12.25
RAC13418B21S	RGF1L040AE12MP12	14.5	XAHA18A	700	18.00	13.70	14.25	12.00
RAC13418B21S	RGF1L040AE12MP12	14.5	XAHA24B	550	18.00	12.70	14.50	12.25
RAC13418B21S	RGF1L040AE12MP12	17.5	XAHB24B	575	18.00	12.80	14.75	12.25
RAC13418B21S	RGF1L060AE12MP12	14.5	XAF/XAUA18A	625	18.00	13.20	14.50	12.25
RAC13418B21S	RGF1L060AE12MP12	14.5	XAF/XAUA24B	625	18.00	13.20	14.75	12.25
RAC13418B21S	RGF1L060AE12MP12	17.5	XAFB18A	575	18.00	12.80	14.50	12.25
RAC13418B21S	RGF1L060AE12MP12	17.5	XAFB24B	725	18.00	13.90	14.75	12.25
RAC13418B21S	RGF1L060AE12MP12	14.5	XAHA18A	700	18.00	13.70	14.25	12.00
RAC13418B21S	RGF1L060AE12MP12	14.5	XAHA24B	600	18.00	13.10	14.50	12.25
RAC13418B21S	RGF1L060AE12MP12	17.5	XAHB24B	625	18.00	13.20	14.75	12.25
RAC13418B21S	RGF1L080BE12MP12	17.5	XAFB18A	725	18.00	13.90	14.25	12.00
RAC13418B21S	RGF1L080BE12MP12	17.5	XAFB24B	525	18.00	12.50	14.50	12.25
RAC13418B21S	RGF1L080BE12MP12	17.5	XAHB24B	525	18.00	12.50	14.50	12.25
RAC13418B21S	RGF1L100BE12MP12	17.5	XAFB18A	650	18.00	13.30	14.50	12.25
RAC13418B21S	RGF1L100BE12MP12	17.5	XAFB24B	650	18.00	13.40	14.75	12.25
RAC13418B21S	RGF1L100BE12MP12	17.5	XAHB24B	625	18.00	13.20	14.50	12.25
RAC13418B21S	RGF29040AE12MP11	14.5	XAF/XAUA18A	575	18.00	12.90	13.75	11.50
RAC13418B21S	RGF29040AE12MP11	14.5	XAF/XAUA24B	575	18.00	13.00	13.75	11.75
RAC13418B21S	RGF29040AE12MP11	17.5	XAFB18A	575	17.90	12.80	13.75	11.50

Table 7: Furnace capacity

Outdoor unit model	Furnace model	Furnace width (in.)	Indoor coil model	Rated CFM	Net cool (MBH)	Sens cool (MBH)	SEER2	EER2
RAC13418B21S	RGF29040AE12MP11	17.5	XAFB24B	575	18.00	13.00	13.75	11.75
RAC13418B21S	RGF29040AE12MP11	14.5	XAHA18A	575	18.00	12.90	13.75	11.50
RAC13418B21S	RGF29040AE12MP11	14.5	XAHA24B	575	18.00	13.00	13.75	11.75
RAC13418B21S	RGF29040AE12MP11	17.5	XAHB24B	575	18.00	13.00	13.75	11.75
RAC13418B21S	RLF19060BE12MP12	17.5	XAFB18A	700	18.00	13.70	14.00	11.75
RAC13418B21S	RLF19060BE12MP12	17.5	XAFB24B	725	18.00	14.00	14.25	12.00
RAC13418B21S	RLF19060BE12MP12	17.5	XAHB24B	500	17.80	12.20	14.25	12.00
RAC13418B21S	RLF1L060AE12MP11	14.5	XAF/XAUA18A	675	18.00	13.50	14.25	12.00
RAC13418B21S	RLF1L060AE12MP11	14.5	XAF/XAUA24B	675	18.00	13.60	14.50	12.25
RAC13418B21S	RLF1L060AE12MP11	17.5	XAFB18A	700	18.00	13.70	14.25	12.00
RAC13418B21S	RLF1L060AE12MP11	17.5	XAFB24B	700	18.00	13.70	14.50	12.25
RAC13418B21S	RLF1L060AE12MP11	14.5	XAHA18A	675	18.00	13.50	14.25	12.00
RAC13418B21S	RLF1L060AE12MP11	14.5	XAHA24B	675	18.00	13.60	14.50	12.25
RAC13418B21S	RLF1L060AE12MP11	17.5	XAHB24B	700	18.00	13.70	14.50	12.25
RAC13418B21S	TM8Y060A12MP11	14.5	XAF/XAUA18A	625	18.00	13.20	14.25	12.00
RAC13418B21S	TM8Y060A12MP11	14.5	XAF/XAUA24B	625	18.00	13.20	14.50	12.25
RAC13418B21S	TM8Y060A12MP11	17.5	XAFB18A	625	18.00	13.20	14.25	12.00
RAC13418B21S	TM8Y060A12MP11	17.5	XAFB24B	650	18.00	13.40	14.75	12.25
RAC13418B21S	TM8Y060A12MP11	14.5	XAHA18A	625	18.00	13.20	14.25	12.00
RAC13418B21S	TM8Y060A12MP11	14.5	XAHA24B	550	18.00	12.70	14.50	12.25
RAC13418B21S	TM8Y060A12MP11	17.5	XAHB24B	625	18.00	13.20	14.50	12.25
RAC13418B21S	TM8Y080B12MP11	17.5	XAFB18A	650	18.00	13.30	14.50	12.25
RAC13418B21S	TM8Y080B12MP11	17.5	XAFB24B	650	18.00	13.40	14.75	12.25
RAC13418B21S	TM8Y080B12MP11	17.5	XAHB24B	650	18.00	13.40	14.75	12.25
RAC13418B21S	TM9Y060B12MP11	17.5	XAFB18A	725	18.00	13.90	14.00	12.00
RAC13418B21S	TM9Y060B12MP11	17.5	XAFB24B	500	17.90	12.30	14.25	12.00
RAC13418B21S	TM9Y060B12MP11	17.5	XAHB24B	500	17.90	12.30	14.25	12.00
RAC13418B21S	TM9Y080B12MP11	17.5	XAFB18A	525	17.70	12.30	14.25	12.00
RAC13418B21S	TM9Y080B12MP11	17.5	XAFB24B	525	18.00	12.50	14.50	12.25
RAC13418B21S	TM9Y080B12MP11	17.5	XAHB24B	500	17.80	12.20	14.25	12.00

Furnace capacity - 2 ton

Table 8: Furnace capacity

Outdoor unit model	Furnace model	Furnace width (in.)	Indoor coil model	Rated CFM	Net cool (MBH)	Sens cool (MBH)	SEER2	EER2
RAC13424B21S	RGF19026AE08MP13	14.5	XAF/XAUA24B	750	24.00	17.30	13.75	11.75
RAC13424B21S	RGF19026AE08MP13	17.5	XAF/XAUB30C	775	23.80	17.60	14.25	12.20
RAC13424B21S	RGF19026AE08MP13	17.5	XAFB24B	750	23.80	17.10	13.75	11.75
RAC13424B21S	RGF19026AE08MP13	14.5	XAHA24B	725	24.00	17.20	13.75	11.75
RAC13424B21S	RGF19026AE08MP13	17.5	XAHB24B	750	23.80	17.10	13.75	11.75
RAC13424B21S	RGF19026AE08MP13	17.5	XAHB30C	750	23.80	17.50	14.00	12.20
RAC13424B21S	RGF19040AE10MP13	14.5	XAF/XAUA24B	675	24.00	16.70	14.00	12.20
RAC13424B21S	RGF19040AE10MP13	17.5	XAF/XAUB30C	700	23.80	17.00	14.00	12.00
RAC13424B21S	RGF19040AE10MP13	17.5	XAFB24B	700	23.80	16.70	14.25	12.20
RAC13424B21S	RGF19040AE10MP13	14.5	XAHA24B	675	24.00	16.70	14.00	12.20
RAC13424B21S	RGF19040AE10MP13	17.5	XAHB24B	700	23.80	16.70	14.00	12.20
RAC13424B21S	RGF19040AE10MP13	17.5	XAHB30C	700	23.80	17.00	14.00	12.00
RAC13424B21S	RGF19060AE10MP13	14.5	XAF/XAUA24B	675	23.80	16.50	14.00	11.75
RAC13424B21S	RGF19060AE10MP13	17.5	XAF/XAUB30C	700	23.80	16.90	14.25	12.00
RAC13424B21S	RGF19060AE10MP13	17.5	XAFB24B	700	23.80	16.70	14.00	11.75
RAC13424B21S	RGF19060AE10MP13	14.5	XAHA24B	675	24.00	16.70	14.25	12.25
RAC13424B21S	RGF19060AE10MP13	17.5	XAHB24B	675	23.80	16.50	14.00	11.75
RAC13424B21S	RGF19060AE10MP13	17.5	XAHB30C	675	23.80	16.80	14.25	12.00
RAC13424B21S	RGF19060BE12MP13	17.5	XAF/XAUB30C	825	24.00	18.00	14.25	12.00
RAC13424B21S	RGF19060BE12MP13	17.5	XAFB24B	800	24.00	17.50	14.25	12.20
RAC13424B21S	RGF19060BE12MP13	21.0	XAFC30C	825	24.00	18.00	14.25	12.00
RAC13424B21S	RGF19060BE12MP13	17.5	XAHB24B	800	24.00	17.50	14.00	12.20
RAC13424B21S	RGF19060BE12MP13	17.5	XAHB30C	800	24.00	17.80	14.00	12.00
RAC13424B21S	RGF19060BE12MP13	21.0	XAHC30C	800	24.00	17.80	14.25	12.00
RAC13424B21S	RGF19080BE12MP13	17.5	XAF/XAUB30C	600	23.80	16.10	14.50	12.00

Table 8: Furnace capacity

Outdoor unit model	Furnace model	Furnace width (in.)	Indoor coil model	Rated CFM	Net cool (MBH)	Sens cool (MBH)	SEER2	EER2
RAC13424B21S	RGF19080BE12MP13	17.5	XAFB24B	600	23.40	15.70	14.00	12.00
RAC13424B21S	RGF19080BE12MP13	21.0	XAFC30C	600	23.80	16.10	14.50	12.00
RAC13424B21S	RGF19080BE12MP13	17.5	XAHB24B	775	24.00	17.30	14.00	11.75
RAC13424B21S	RGF19080BE12MP13	17.5	XAHB30C	775	24.00	17.60	14.25	12.00
RAC13424B21S	RGF19080BE12MP13	21.0	XAHC30C	600	23.80	16.20	14.50	12.00
RAC13424B21S	RGF19080CE16MP13	21.0	XAFC30C	700	24.00	17.00	14.75	12.25
RAC13424B21S	RGF19080CE16MP13	21.0	XAHC30C	675	24.00	16.90	14.50	12.25
RAC13424B21S	RGF19100CE16MP13	21.0	XAFC30C	725	24.00	17.20	14.50	12.25
RAC13424B21S	RGF19100CE16MP13	21.0	XAHC30C	725	24.00	17.20	14.50	12.25
RAC13424B21S	RGF1L040AE12MP12	14.5	XAF/XAUA24B	700	24.00	16.80	14.25	12.00
RAC13424B21S	RGF1L040AE12MP12	17.5	XAF/XAUB30C	725	23.80	17.10	14.75	12.25
RAC13424B21S	RGF1L040AE12MP12	17.5	XAFB24B	725	23.80	16.80	14.25	12.00
RAC13424B21S	RGF1L040AE12MP12	14.5	XAHA24B	700	24.00	16.80	14.25	12.00
RAC13424B21S	RGF1L040AE12MP12	17.5	XAHB24B	725	23.80	16.80	14.25	12.00
RAC13424B21S	RGF1L040AE12MP12	17.5	XAHB30C	725	23.80	17.10	14.50	12.25
RAC13424B21S	RGF1L060AE12MP12	14.5	XAF/XAUA24B	625	23.60	16.00	14.25	12.00
RAC13424B21S	RGF1L060AE12MP12	17.5	XAF/XAUB30C	650	23.80	16.50	14.75	12.25
RAC13424B21S	RGF1L060AE12MP12	17.5	XAFB24B	725	23.80	16.80	14.25	12.00
RAC13424B21S	RGF1L060AE12MP12	14.5	XAHA24B	600	23.40	15.70	14.00	12.00
RAC13424B21S	RGF1L060AE12MP12	17.5	XAHB24B	625	23.60	16.00	14.25	12.00
RAC13424B21S	RGF1L060AE12MP12	17.5	XAHB30C	625	23.80	16.30	14.50	12.25
RAC13424B21S	RGF1L080BE12MP12	17.5	XAF/XAUB30C	750	23.80	17.30	14.50	12.25
RAC13424B21S	RGF1L080BE12MP12	17.5	XAFB24B	725	24.00	17.00	14.25	12.00
RAC13424B21S	RGF1L080BE12MP12	21.0	XAFC30C	750	23.80	17.30	14.50	12.25
RAC13424B21S	RGF1L080BE12MP12	17.5	XAHB24B	725	24.00	17.00	14.25	12.00
RAC13424B21S	RGF1L080BE12MP12	17.5	XAHB30C	725	24.00	17.30	14.50	12.00
RAC13424B21S	RGF1L080BE12MP12	21.0	XAHC30C	750	23.80	17.30	14.50	12.25
RAC13424B21S	RGF1L080CE16MP12	21.0	XAFC30C	725	24.00	17.20	14.75	12.25
RAC13424B21S	RGF1L080CE16MP12	21.0	XAHC30C	725	24.00	17.20	14.75	12.25
RAC13424B21S	RGF1L100BE12MP12	17.5	XAF/XAUB30C	750	24.00	17.40	14.50	12.25
RAC13424B21S	RGF1L100BE12MP12	17.5	XAFB24B	650	23.80	16.30	14.25	12.00
RAC13424B21S	RGF1L100BE12MP12	21.0	XAFC30C	750	23.80	17.30	14.50	12.25
RAC13424B21S	RGF1L100BE12MP12	17.5	XAHB24B	725	24.00	17.00	14.25	12.00
RAC13424B21S	RGF1L100BE12MP12	17.5	XAHB30C	725	24.00	17.20	14.50	12.00
RAC13424B21S	RGF1L100BE12MP12	21.0	XAHC30C	650	23.80	16.50	14.50	12.25
RAC13424B21S	RGF1L100CE16MP12	21.0	XAFC30C	700	24.00	17.00	14.50	12.25
RAC13424B21S	RGF1L100CE16MP12	21.0	XAHC30C	700	24.00	17.00	14.50	12.25
RAC13424B21S	RGF1L120CE16MP12	21.0	XAFC30C	725	24.00	17.20	14.75	12.25
RAC13424B21S	RGF1L120CE16MP12	21.0	XAHC30C	700	24.00	17.00	14.50	12.25
RAC13424B21S	RGF29040AE12MP11	14.5	XAF/XAUA24B	675	24.00	16.80	13.75	11.75
RAC13424B21S	RGF29040AE12MP11	17.5	XAF/XAUB30C	600	23.80	16.20	14.25	12.00
RAC13424B21S	RGF29040AE12MP11	17.5	XAFB24B	675	23.80	16.70	13.75	11.75
RAC13424B21S	RGF29040AE12MP11	14.5	XAHA24B	675	24.00	16.80	13.75	11.75
RAC13424B21S	RGF29040AE12MP11	17.5	XAHB24B	675	23.80	16.70	13.75	11.75
RAC13424B21S	RGF29040AE12MP11	17.5	XAHB30C	675	23.80	16.90	14.00	12.20
RAC13424B21S	RLF19060BE12MP12	17.5	XAF/XAUB30C	725	24.00	17.30	14.50	12.00
RAC13424B21S	RLF19060BE12MP12	17.5	XAFB24B	725	24.00	17.00	14.00	12.00
RAC13424B21S	RLF19060BE12MP12	21.0	XAFC30C	725	23.80	17.10	14.50	12.00
RAC13424B21S	RLF19060BE12MP12	17.5	XAHB24B	700	24.00	16.80	14.00	11.75
RAC13424B21S	RLF19060BE12MP12	17.5	XAHB30C	700	24.00	17.10	14.25	12.00
RAC13424B21S	RLF19060BE12MP12	21.0	XAHC30C	725	23.80	17.10	14.25	12.00
RAC13424B21S	RLF19080CE16MP12	21.0	XAFC30C	700	24.00	17.00	14.50	12.25
RAC13424B21S	RLF19080CE16MP12	21.0	XAHC30C	700	24.00	17.00	14.50	12.25
RAC13424B21S	RLF19100CE20MP12	21.0	XAFC30C	925	24.00	18.50	14.50	12.25
RAC13424B21S	RLF19100CE20MP12	21.0	XAHC30C	900	24.00	18.50	14.50	12.00
RAC13424B21S	RLF1L060AE12MP11	14.5	XAF/XAUA24B	675	23.80	16.50	14.00	12.00
RAC13424B21S	RLF1L060AE12MP11	17.5	XAF/XAUB30C	700	23.80	16.90	14.50	12.25
RAC13424B21S	RLF1L060AE12MP11	17.5	XAFB24B	700	23.80	16.60	14.25	12.00
RAC13424B21S	RLF1L060AE12MP11	14.5	XAHA24B	675	23.80	16.50	14.00	12.00
RAC13424B21S	RLF1L060AE12MP11	17.5	XAHB24B	700	23.80	16.60	14.25	12.00
RAC13424B21S	RLF1L060AE12MP11	17.5	XAHB30C	700	23.80	16.90	14.50	12.00
RAC13424B21S	RLF1L080CE16MP11	21.0	XAFC30C	725	24.00	17.20	14.75	12.25
RAC13424B21S	RLF1L080CE16MP11	21.0	XAHC30C	725	24.00	17.20	14.75	12.25

Table 8: Furnace capacity

Outdoor unit model	Furnace model	Furnace width (in.)	Indoor coil model	Rated CFM	Net cool (MBH)	Sens cool (MBH)	SEER2	EER2
RAC13424B21S	RLF1L100CE20MP11	21.0	XAFC30C	825	24.00	17.90	14.75	12.25
RAC13424B21S	RLF1L100CE20MP11	21.0	XAHC30C	800	24.00	17.70	14.75	12.25
RAC13424B21S	TM8Y060A12MP11	14.5	XAF/XAUA24B	625	23.60	16.00	14.00	12.00
RAC13424B21S	TM8Y060A12MP11	17.5	XAF/XAUB30C	650	23.80	16.50	14.50	12.25
RAC13424B21S	TM8Y060A12MP11	17.5	XAFB24B	650	23.80	16.30	14.25	12.00
RAC13424B21S	TM8Y060A12MP11	14.5	XAHA24B	625	23.60	16.00	14.00	12.00
RAC13424B21S	TM8Y060A12MP11	17.5	XAHB24B	625	23.60	16.00	14.00	12.00
RAC13424B21S	TM8Y060A12MP11	17.5	XAHC30C	625	23.80	16.30	14.50	12.00
RAC13424B21S	TM8Y080B12MP11	17.5	XAF/XAUB30C	675	23.80	16.70	14.75	12.25
RAC13424B21S	TM8Y080B12MP11	17.5	XAFB24B	650	23.80	16.30	14.25	12.00
RAC13424B21S	TM8Y080B12MP11	21.0	XAFC30C	675	23.80	16.70	14.75	12.25
RAC13424B21S	TM8Y080B12MP11	17.5	XAHB24B	650	23.80	16.30	14.25	12.00
RAC13424B21S	TM8Y080B12MP11	17.5	XAHB30C	650	23.80	16.50	14.50	12.25
RAC13424B21S	TM8Y080B12MP11	21.0	XAHC30C	650	23.80	16.50	14.50	12.25
RAC13424B21S	TM8Y080C16MP11	21.0	XAFC30C	775	24.00	17.50	14.75	12.25
RAC13424B21S	TM8Y080C16MP11	21.0	XAHC30C	775	24.00	17.50	14.75	12.25
RAC13424B21S	TM8Y100C16MP11	21.0	XAFC30C	775	24.00	17.50	14.75	12.25
RAC13424B21S	TM8Y100C20MP11	21.0	XAFC30C	775	24.00	17.50	14.75	12.25
RAC13424B21S	TM8Y100C20MP11	21.0	XAHC30C	750	24.00	17.40	14.75	12.25
RAC13424B21S	TM8Y120C20MP11	21.0	XAFC30C	775	24.00	17.50	14.75	12.25
RAC13424B21S	TM8Y120C20MP11	21.0	XAHC30C	750	24.00	17.40	14.75	12.25
RAC13424B21S	TM9Y060B12MP11	17.5	XAF/XAUB30C	725	24.00	17.30	14.50	12.00
RAC13424B21S	TM9Y060B12MP11	17.5	XAFB24B	725	24.00	17.00	14.00	12.00
RAC13424B21S	TM9Y060B12MP11	21.0	XAFC30C	725	23.80	17.10	14.50	12.00
RAC13424B21S	TM9Y060B12MP11	17.5	XAHB24B	700	24.00	16.80	14.00	11.75
RAC13424B21S	TM9Y060B12MP11	17.5	XAHB30C	700	24.00	17.10	14.25	12.00
RAC13424B21S	TM9Y060B12MP11	21.0	XAHC30C	725	23.80	17.10	14.25	12.00
RAC13424B21S	TM9Y080B12MP11	17.5	XAF/XAUB30C	750	24.00	17.40	14.50	12.00
RAC13424B21S	TM9Y080B12MP11	17.5	XAFB24B	750	24.00	17.10	14.00	12.00
RAC13424B21S	TM9Y080B12MP11	21.0	XAFC30C	750	23.80	17.30	14.50	12.00
RAC13424B21S	TM9Y080B12MP11	17.5	XAHB24B	750	24.00	17.10	14.00	12.00
RAC13424B21S	TM9Y080B12MP11	17.5	XAHB30C	750	24.00	17.40	14.50	12.00
RAC13424B21S	TM9Y080B12MP11	21.0	XAHC30C	750	23.80	17.30	14.50	12.00
RAC13424B21S	TM9Y080C16MP11	21.0	XAFC30C	775	24.00	17.60	14.50	12.00
RAC13424B21S	TM9Y080C16MP11	21.0	XAHC30C	775	24.00	17.60	14.50	12.00
RAC13424B21S	TM9Y100C16MP11	21.0	XAFC30C	775	24.00	17.60	14.50	12.25
RAC13424B21S	TM9Y100C16MP11	21.0	XAHC30C	750	24.00	17.40	14.50	12.00
RAC13424B21S	TM9Y100C20MP11	21.0	XAHC30C	950	24.00	18.90	14.00	12.00

Furnace capacity - 2.5 ton

Table 9: Furnace capacity

Outdoor unit model	Furnace model	Furnace width (in.)	Indoor coil model	Rated CFM	Net cool (MBH)	Sens cool (MBH)	SEER2	EER2
RAC13430B21S	RGF19040AE10MP13	17.5	XAF/XAUB30C	925	28.60	21.20	13.40	11.25
RAC13430B21S	RGF19040AE10MP13	17.5	XAF/XAUB36D	875	28.40	20.40	13.40	11.25
RAC13430B21S	RGF19040AE10MP13	17.5	XAHB30C	875	28.20	20.60	13.40	11.25
RAC13430B21S	RGF19040AE10MP13	17.5	XAHB36D	850	28.20	20.20	13.40	11.25
RAC13430B21S	RGF19060AE10MP13	17.5	XAF/XAUB30C	925	28.60	21.20	13.50	11.50
RAC13430B21S	RGF19060AE10MP13	17.5	XAF/XAUB36D	925	28.60	20.80	13.50	11.50
RAC13430B21S	RGF19060AE10MP13	17.5	XAHB30C	900	28.40	21.00	13.40	11.25
RAC13430B21S	RGF19060AE10MP13	17.5	XAHB36D	900	28.40	20.60	13.40	11.25
RAC13430B21S	RGF19060BE12MP13	17.5	XAF/XAUB30C	825	28.60	20.40	14.00	11.75
RAC13430B21S	RGF19060BE12MP13	17.5	XAF/XAUB36D	800	28.40	19.70	14.00	11.75
RAC13430B21S	RGF19060BE12MP13	21.0	XAFC30C	825	28.60	20.40	14.00	11.75
RAC13430B21S	RGF19060BE12MP13	17.5	XAHB30C	800	28.40	20.00	14.00	11.75
RAC13430B21S	RGF19060BE12MP13	17.5	XAHB36D	925	28.60	20.80	13.40	11.25
RAC13430B21S	RGF19060BE12MP13	21.0	XAHC30C	800	28.40	20.00	14.00	11.75
RAC13430B21S	RGF19060BE12MP13	21.0	XAHC36D	800	28.40	19.70	14.00	11.75
RAC13430B21S	RGF19080BE12MP13	17.5	XAF/XAUB30C	925	29.00	21.40	14.00	11.75

Table 9: Furnace capacity

Outdoor unit model	Furnace model	Furnace width (in.)	Indoor coil model	Rated CFM	Net cool (MBH)	Sens cool (MBH)	SEER2	EER2
RAC13430B21S	RGF19080BE12MP13	17.5	XAF/XAUB36D	900	28.80	20.80	14.00	11.75
RAC13430B21S	RGF19080BE12MP13	21.0	XAFC30C	925	29.00	21.40	14.00	11.75
RAC13430B21S	RGF19080BE12MP13	17.5	XAHB30C	900	28.80	21.00	13.75	11.50
RAC13430B21S	RGF19080BE12MP13	17.5	XAHB36D	875	28.60	20.40	13.75	11.50
RAC13430B21S	RGF19080BE12MP13	21.0	XAHC30C	925	29.00	21.40	14.00	11.75
RAC13430B21S	RGF19080BE12MP13	21.0	XAHC36D	900	28.80	20.80	14.00	11.75
RAC13430B21S	RGF19080CE16MP13	21.0	XAFC30C	925	29.20	21.40	14.25	12.00
RAC13430B21S	RGF19080CE16MP13	21.0	XAHC30C	925	29.00	21.20	14.25	12.00
RAC13430B21S	RGF19080CE16MP13	21.0	XAHC36D	900	29.00	20.80	14.25	12.00
RAC13430B21S	RGF19080CE20MP13	21.0	XAFC30C	1025	29.40	22.20	14.25	12.00
RAC13430B21S	RGF19080CE20MP13	21.0	XAHC30C	1025	29.40	22.20	14.25	12.00
RAC13430B21S	RGF19080CE20MP13	21.0	XAHC36D	1000	29.40	21.80	14.25	12.00
RAC13430B21S	RGF19100CE16MP13	21.0	XAFC30C	900	29.00	21.00	14.25	12.00
RAC13430B21S	RGF19100CE16MP13	21.0	XAHC30C	875	28.80	20.80	14.25	12.00
RAC13430B21S	RGF19100CE16MP13	21.0	XAHC36D	875	28.80	20.40	14.25	12.00
RAC13430B21S	RGF19100CE20MP13	21.0	XAFC30C	1000	29.40	22.00	14.25	12.00
RAC13430B21S	RGF19100CE20MP13	21.0	XAHC30C	1000	29.40	22.00	14.25	12.00
RAC13430B21S	RGF19100CE20MP13	21.0	XAHC36D	975	29.40	21.60	14.25	12.00
RAC13430B21S	RGF1L040AE12MP12	17.5	XAF/XAUB30C	900	29.00	21.20	14.25	12.00
RAC13430B21S	RGF1L040AE12MP12	17.5	XAF/XAUB36D	875	28.80	20.40	14.25	12.00
RAC13430B21S	RGF1L040AE12MP12	17.5	XAHB30C	850	28.60	20.60	14.00	11.75
RAC13430B21S	RGF1L040AE12MP12	17.5	XAHB36D	825	28.40	19.90	14.00	11.75
RAC13430B21S	RGF1L060AE12MP12	17.5	XAF/XAUB30C	900	29.00	21.20	14.25	12.00
RAC13430B21S	RGF1L060AE12MP12	17.5	XAF/XAUB36D	875	28.80	20.40	14.25	12.00
RAC13430B21S	RGF1L060AE12MP12	17.5	XAHB30C	875	28.80	20.80	14.00	11.75
RAC13430B21S	RGF1L060AE12MP12	17.5	XAHB36D	850	28.40	20.00	14.00	11.75
RAC13430B21S	RGF1L080BE12MP12	17.5	XAF/XAUB30C	900	29.00	21.20	14.00	11.75
RAC13430B21S	RGF1L080BE12MP12	17.5	XAF/XAUB36D	875	28.80	20.40	14.00	11.75
RAC13430B21S	RGF1L080BE12MP12	21.0	XAFC30C	900	29.00	21.20	14.00	11.75
RAC13430B21S	RGF1L080BE12MP12	17.5	XAHB30C	875	28.80	20.80	14.00	11.75
RAC13430B21S	RGF1L080BE12MP12	17.5	XAHB36D	850	28.40	20.00	14.00	11.75
RAC13430B21S	RGF1L080BE12MP12	21.0	XAHC30C	900	29.00	21.20	14.00	11.75
RAC13430B21S	RGF1L080BE12MP12	21.0	XAHC36D	875	28.80	20.40	14.00	11.75
RAC13430B21S	RGF1L080BE12MP12	21.0	XAHC30C	900	29.00	21.00	14.25	12.00
RAC13430B21S	RGF1L080CE16MP12	21.0	XAHC30C	875	28.80	20.80	14.25	12.00
RAC13430B21S	RGF1L080CE16MP12	21.0	XAHC36D	875	29.00	20.60	14.25	12.00
RAC13430B21S	RGF1L080CE20MP12	21.0	XAFC30C	1050	29.60	22.60	14.25	12.00
RAC13430B21S	RGF1L080CE20MP12	21.0	XAHC30C	1025	29.40	22.20	14.25	12.00
RAC13430B21S	RGF1L080CE20MP12	21.0	XAHC36D	1000	29.40	21.80	14.25	12.00
RAC13430B21S	RGF1L100BE12MP12	17.5	XAF/XAUB30C	950	29.20	21.60	14.00	11.75
RAC13430B21S	RGF1L100BE12MP12	17.5	XAF/XAUB36D	925	29.00	21.00	14.00	11.75
RAC13430B21S	RGF1L100BE12MP12	21.0	XAFC30C	950	29.20	21.60	14.00	11.75
RAC13430B21S	RGF1L100BE12MP12	17.5	XAHB30C	925	29.00	21.40	14.00	11.75
RAC13430B21S	RGF1L100BE12MP12	17.5	XAHB36D	900	28.80	20.80	14.00	11.75
RAC13430B21S	RGF1L100BE12MP12	21.0	XAHC30C	950	29.20	21.60	14.00	11.75
RAC13430B21S	RGF1L100BE12MP12	21.0	XAHC36D	925	29.00	21.00	14.00	11.75
RAC13430B21S	RGF1L100CE16MP12	21.0	XAFC30C	925	29.20	21.40	14.25	12.00
RAC13430B21S	RGF1L100CE16MP12	21.0	XAHC30C	900	29.00	21.20	14.25	12.00
RAC13430B21S	RGF1L100CE16MP12	21.0	XAHC36D	875	28.80	20.40	14.25	12.00
RAC13430B21S	RGF1L100CE20MP12	21.0	XAFC30C	1050	29.60	22.60	14.25	12.00
RAC13430B21S	RGF1L100CE20MP12	21.0	XAHC30C	1025	29.40	22.20	14.25	12.00
RAC13430B21S	RGF1L100CE20MP12	21.0	XAHC36D	1025	29.60	22.00	14.25	12.00
RAC13430B21S	RGF1L120CE16MP12	21.0	XAFC30C	925	29.20	21.40	14.25	12.00
RAC13430B21S	RGF1L120CE16MP12	21.0	XAHC30C	925	29.20	21.40	14.25	12.00
RAC13430B21S	RGF1L120CE16MP12	21.0	XAHC36D	900	29.00	20.80	14.25	12.00
RAC13430B21S	RGF1L120CE20MP12	21.0	XAFC30C	1100	29.60	23.00	14.25	12.00
RAC13430B21S	RGF1L120CE20MP12	21.0	XAHC30C	1075	29.40	22.60	14.00	11.75
RAC13430B21S	RGF1L120CE20MP12	21.0	XAHC36D	1050	29.40	22.00	14.25	12.00
RAC13430B21S	RGF2904AE12MP11	17.5	XAF/XAUB30C	825	28.20	20.40	13.40	11.25
RAC13430B21S	RLF19060BE12MP12	17.5	XAF/XAUB30C	925	28.80	21.20	13.75	11.50
RAC13430B21S	RLF19060BE12MP12	17.5	XAF/XAUB36D	900	28.60	20.60	13.75	11.50
RAC13430B21S	RLF19060BE12MP12	21.0	XAFC30C	925	28.80	21.20	13.75	11.50
RAC13430B21S	RLF19060BE12MP12	17.5	XAHB30C	900	28.60	21.00	13.50	11.50

Table 9: Furnace capacity

Outdoor unit model	Furnace model	Furnace width (in.)	Indoor coil model	Rated CFM	Net cool (MBH)	Sens cool (MBH)	SEER2	EER2
RAC13430B21S	RLF19060BE12MP12	17.5	XAHB36D	875	28.40	20.40	13.50	11.50
RAC13430B21S	RLF19060BE12MP12	21.0	XAHC30C	925	28.80	21.20	13.75	11.50
RAC13430B21S	RLF19060BE12MP12	21.0	XAHC36D	900	28.60	20.60	13.75	11.50
RAC13430B21S	RLF19080CE16MP12	21.0	XAFC30C	950	29.20	21.60	14.25	12.00
RAC13430B21S	RLF19080CE16MP12	21.0	XAHC30C	925	29.00	21.40	14.00	11.75
RAC13430B21S	RLF19080CE16MP12	21.0	XAHC36D	925	29.00	21.00	14.25	12.00
RAC13430B21S	RLF19100CE20MP12	21.0	XAFC30C	925	29.20	21.40	14.50	12.00
RAC13430B21S	RLF19100CE20MP12	21.0	XAHC30C	900	29.00	21.00	14.25	12.00
RAC13430B21S	RLF19100CE20MP12	21.0	XAHC36D	875	29.00	20.60	14.25	12.00
RAC13430B21S	RLF1L060AE12MP11	17.5	XAF/XAUB30C	925	29.00	21.40	14.00	11.75
RAC13430B21S	RLF1L060AE12MP11	17.5	XAF/XAUB36D	900	29.00	20.80	14.00	11.75
RAC13430B21S	RLF1L060AE12MP11	17.5	XAHB30C	900	28.80	21.00	14.00	11.75
RAC13430B21S	RLF1L060AE12MP11	17.5	XAHB36D	875	28.60	20.40	14.00	11.75
RAC13430B21S	RLF1L080CE16MP11	21.0	XAFC30C	925	29.20	21.40	14.25	12.00
RAC13430B21S	RLF1L080CE16MP11	21.0	XAHC30C	925	29.20	21.40	14.25	12.00
RAC13430B21S	RLF1L080CE16MP11	21.0	XAHC36D	900	29.00	20.80	14.25	12.00
RAC13430B21S	RLF1L100CE20MP11	21.0	XAFC30C	825	28.60	20.20	14.50	12.00
RAC13430B21S	RLF1L100CE20MP11	21.0	XAHC30C	800	28.60	20.00	14.50	12.00
RAC13430B21S	RLF1L100CE20MP11	21.0	XAHC36D	800	28.60	19.80	14.50	12.00
RAC13430B21S	TM8Y060A12MP11	17.5	XAF/XAUB30C	800	28.60	20.20	14.25	12.00
RAC13430B21S	TM8Y060A12MP11	17.5	XAF/XAUB36D	975	28.80	21.40	13.75	11.50
RAC13430B21S	TM8Y060A12MP11	17.5	XAHB30C	975	28.80	21.60	13.50	11.50
RAC13430B21S	TM8Y060A12MP11	17.5	XAHB36D	950	28.80	21.20	13.50	11.50
RAC13430B21S	TM8Y080B12MP11	17.5	XAF/XAUB30C	825	28.60	20.40	14.25	12.00
RAC13430B21S	TM8Y080B12MP11	17.5	XAF/XAUB36D	800	28.40	19.70	14.25	12.00
RAC13430B21S	TM8Y080B12MP11	21.0	XAFC30C	825	28.60	20.40	14.25	12.00
RAC13430B21S	TM8Y080B12MP11	17.5	XAHB30C	800	28.40	20.00	14.00	11.75
RAC13430B21S	TM8Y080B12MP11	17.5	XAHB36D	800	28.40	19.70	14.25	12.00
RAC13430B21S	TM8Y080B12MP11	21.0	XAHC30C	825	28.60	20.40	14.25	12.00
RAC13430B21S	TM8Y080B12MP11	21.0	XAHC36D	800	28.40	19.70	14.25	12.00
RAC13430B21S	TM8Y080C16MP11	21.0	XAFC30C	1000	29.40	22.00	14.25	12.00
RAC13430B21S	TM8Y080C16MP11	21.0	XAHC30C	975	29.20	21.80	14.25	12.00
RAC13430B21S	TM8Y080C16MP11	21.0	XAHC36D	950	29.20	21.20	14.25	12.00
RAC13430B21S	TM8Y100C16MP11	21.0	XAFC30C	1000	29.40	22.00	14.25	12.00
RAC13430B21S	TM8Y100C16MP11	21.0	XAHC30C	975	29.20	21.80	14.25	12.00
RAC13430B21S	TM8Y100C16MP11	21.0	XAHC36D	950	29.20	21.20	14.25	12.00
RAC13430B21S	TM8Y100C20MP11	21.0	XAFC30C	1025	29.40	22.20	14.25	12.00
RAC13430B21S	TM8Y100C20MP11	21.0	XAHC30C	1000	29.40	22.00	14.25	12.00
RAC13430B21S	TM8Y100C20MP11	21.0	XAHC36D	975	29.40	21.60	14.25	12.00
RAC13430B21S	TM8Y120C20MP11	21.0	XAFC30C	1025	29.40	22.20	14.25	12.00
RAC13430B21S	TM8Y120C20MP11	21.0	XAHC30C	1000	29.40	22.00	14.25	12.00
RAC13430B21S	TM8Y120C20MP11	21.0	XAHC36D	975	29.40	21.60	14.25	12.00
RAC13430B21S	TM9Y060B12MP11	17.5	XAF/XAUB30C	825	28.40	20.20	14.00	11.75
RAC13430B21S	TM9Y060B12MP11	17.5	XAF/XAUB36D	800	28.40	19.80	14.00	11.75
RAC13430B21S	TM9Y060B12MP11	21.0	XAFC30C	825	28.40	20.20	14.00	11.75
RAC13430B21S	TM9Y060B12MP11	17.5	XAHB30C	800	28.40	20.00	13.75	11.50
RAC13430B21S	TM9Y060B12MP11	17.5	XAHB36D	800	28.40	19.80	13.75	11.50
RAC13430B21S	TM9Y060B12MP11	21.0	XAHC30C	825	28.40	20.20	14.00	11.75
RAC13430B21S	TM9Y060B12MP11	21.0	XAHC36D	800	28.40	19.80	14.00	11.75
RAC13430B21S	TM9Y080B12MP11	17.5	XAF/XAUB30C	875	28.80	20.80	14.00	11.75
RAC13430B21S	TM9Y080B12MP11	17.5	XAF/XAUB36D	850	28.60	20.20	14.00	11.75
RAC13430B21S	TM9Y080B12MP11	21.0	XAFC30C	875	28.80	20.80	14.00	11.75
RAC13430B21S	TM9Y080B12MP11	17.5	XAHB30C	850	28.40	20.40	14.00	11.75
RAC13430B21S	TM9Y080B12MP11	17.5	XAHB36D	825	28.40	19.90	14.00	11.75
RAC13430B21S	TM9Y080B12MP11	21.0	XAHC30C	850	28.60	20.60	14.00	11.75
RAC13430B21S	TM9Y080B12MP11	21.0	XAHC36D	850	28.40	20.00	14.00	11.75
RAC13430B21S	TM9Y080C16MP11	21.0	XAFC30C	975	29.20	21.80	14.00	11.75
RAC13430B21S	TM9Y080C16MP11	21.0	XAHC30C	975	29.20	21.80	14.00	11.75
RAC13430B21S	TM9Y080C16MP11	21.0	XAHC36D	950	29.20	21.20	14.00	11.75
RAC13430B21S	TM9Y100C16MP11	21.0	XAFC30C	975	29.20	21.80	14.00	11.75
RAC13430B21S	TM9Y100C16MP11	21.0	XAHC30C	950	29.00	21.60	14.00	11.75
RAC13430B21S	TM9Y100C16MP11	21.0	XAHC36D	950	29.20	21.20	14.00	11.75
RAC13430B21S	TM9Y100C20MP11	21.0	XAFC30C	975	29.20	21.80	14.00	11.75

Table 9: Furnace capacity

Outdoor unit model	Furnace model	Furnace width (in.)	Indoor coil model	Rated CFM	Net cool (MBH)	Sens cool (MBH)	SEER2	EER2
RAC13430B21S	TM9Y100C20MP11	21.0	XAHC30C	950	29.00	21.60	14.00	11.75
RAC13430B21S	TM9Y100C20MP11	21.0	XAHC36D	925	29.00	21.00	14.00	11.75

Furnace capacity - 3 ton

Table 10: Furnace capacity

Outdoor unit model	Furnace model	Furnace width (in.)	Indoor coil model	Rated CFM	Net cool (MBH)	Sens cool (MBH)	SEER2	EER2
RAC13436B21S	RGF19060AE10MP13	17.5	XAF/XAUB36D	1025	35.00	25.20	13.40	11.25
RAC13436B21S	RGF19060AE10MP13	17.5	XAFB36E	1025	35.20	25.40	13.40	11.25
RAC13436B21S	RGF19060BE12MP13	17.5	XAF/XAUB36D	950	34.80	24.40	13.75	11.50
RAC13436B21S	RGF19060BE12MP13	21.0	XAF/XAUC42E	950	34.80	24.40	13.75	11.50
RAC13436B21S	RGF19060BE12MP13	17.5	XAFB36E	950	34.80	24.40	13.75	11.50
RAC13436B21S	RGF19060BE12MP13	21.0	XAFC36D	950	34.80	24.40	13.75	11.50
RAC13436B21S	RGF19060BE12MP13	17.5	XAHB36D	1075	35.40	25.80	13.40	11.25
RAC13436B21S	RGF19060BE12MP13	21.0	XAHC36D	950	34.80	24.40	13.75	11.50
RAC13436B21S	RGF19060BE12MP13	21.0	XAHC42E	950	34.80	24.40	13.75	11.50
RAC13436B21S	RGF19080BE12MP13	17.5	XAF/XAUB36D	1100	35.40	26.00	13.50	11.25
RAC13436B21S	RGF19080BE12MP13	21.0	XAF/XAUC42E	1125	35.60	26.40	13.75	11.50
RAC13436B21S	RGF19080BE12MP13	17.5	XAFB36E	1100	35.60	26.20	13.50	11.25
RAC13436B21S	RGF19080BE12MP13	21.0	XAFC36D	1125	35.60	26.20	13.50	11.25
RAC13436B21S	RGF19080BE12MP13	17.5	XAHB36D	1075	35.40	25.80	13.40	11.25
RAC13436B21S	RGF19080BE12MP13	21.0	XAHC36D	1100	35.40	26.00	13.50	11.25
RAC13436B21S	RGF19080BE12MP13	21.0	XAHC42E	1100	35.60	26.20	13.50	11.25
RAC13436B21S	RGF19080CE16MP13	21.0	XAF/XAUC42E	1100	35.80	26.20	14.00	11.75
RAC13436B21S	RGF19080CE16MP13	21.0	XAFC36D	1100	35.60	26.00	14.00	11.50
RAC13436B21S	RGF19080CE16MP13	21.0	XAHC36D	1100	35.60	26.00	14.00	11.50
RAC13436B21S	RGF19080CE16MP13	21.0	XAHC42E	1100	35.80	26.20	14.00	11.50
RAC13436B21S	RGF19080CE20MP13	21.0	XAF/XAUC42E	1025	35.60	25.20	14.25	12.00
RAC13436B21S	RGF19080CE20MP13	21.0	XAFC36D	1025	35.60	25.20	14.25	12.00
RAC13436B21S	RGF19080CE20MP13	21.0	XAHC36D	1000	35.40	25.00	14.25	11.75
RAC13436B21S	RGF19080CE20MP13	21.0	XAHC42E	1000	35.40	25.00	14.25	11.75
RAC13436B21S	RGF19100CE16MP13	21.0	XAF/XAUC42E	1125	35.80	26.40	14.00	11.75
RAC13436B21S	RGF19100CE16MP13	21.0	XAFC36D	1100	35.80	26.00	14.00	11.50
RAC13436B21S	RGF19100CE16MP13	21.0	XAHC36D	1100	35.60	26.00	14.00	11.50
RAC13436B21S	RGF19100CE16MP13	21.0	XAHC42E	1100	35.80	26.20	14.00	11.50
RAC13436B21S	RGF19100CE20MP13	21.0	XAF/XAUC42E	1000	35.40	25.00	14.25	12.00
RAC13436B21S	RGF19100CE20MP13	21.0	XAFC36D	1000	35.40	25.00	14.25	12.00
RAC13436B21S	RGF19100CE20MP13	21.0	XAHC36D	975	35.20	24.60	14.25	11.75
RAC13436B21S	RGF19100CE20MP13	21.0	XAHC42E	975	35.40	24.80	14.25	11.75
RAC13436B21S	RGF1L040AE12MP12	17.5	XAF/XAUB36D	1075	35.60	25.80	13.75	11.50
RAC13436B21S	RGF1L040AE12MP12	17.5	XAFB36E	1075	35.60	25.80	13.75	11.50
RAC13436B21S	RGF1L040AE12MP12	17.5	XAHB36D	1050	35.40	25.60	13.75	11.50
RAC13436B21S	RGF1L060AE12MP12	17.5	XAF/XAUB36D	1100	35.60	26.00	13.50	11.25
RAC13436B21S	RGF1L060AE12MP12	17.5	XAFB36E	1100	35.60	26.20	13.75	11.50
RAC13436B21S	RGF1L060AE12MP12	17.5	XAHB36D	1075	35.40	25.80	13.40	11.25
RAC13436B21S	RGF1L080BE12MP12	17.5	XAF/XAUB36D	1100	35.60	26.00	13.50	11.25
RAC13436B21S	RGF1L080BE12MP12	21.0	XAF/XAUC42E	1100	35.60	26.20	13.75	11.50
RAC13436B21S	RGF1L080BE12MP12	17.5	XAFB36E	1100	35.60	26.20	13.50	11.25
RAC13436B21S	RGF1L080BE12MP12	21.0	XAFC36D	1100	35.60	26.00	13.50	11.25
RAC13436B21S	RGF1L080BE12MP12	17.5	XAHB36D	1075	35.40	25.80	13.40	11.25
RAC13436B21S	RGF1L080BE12MP12	21.0	XAHC36D	1100	35.60	26.00	13.50	11.25
RAC13436B21S	RGF1L080BE12MP12	21.0	XAHC42E	1100	35.60	26.20	13.50	11.25
RAC13436B21S	RGF1L080CE16MP12	21.0	XAF/XAUC42E	1100	35.80	26.00	14.25	11.75
RAC13436B21S	RGF1L080CE16MP12	21.0	XAFC36D	1075	35.60	25.80	14.00	11.75
RAC13436B21S	RGF1L080CE16MP12	21.0	XAHC36D	1075	35.60	25.80	14.00	11.75
RAC13436B21S	RGF1L080CE16MP12	21.0	XAHC42E	1075	35.80	26.00	14.00	11.75
RAC13436B21S	RGF1L080CE20MP12	21.0	XAF/XAUC42E	1025	35.60	25.20	14.50	12.00
RAC13436B21S	RGF1L080CE20MP12	21.0	XAFC36D	1025	35.60	25.20	14.25	12.00
RAC13436B21S	RGF1L080CE20MP12	21.0	XAHC36D	1000	35.40	25.00	14.25	11.75
RAC13436B21S	RGF1L080CE20MP12	21.0	XAHC42E	1000	35.40	25.00	14.25	11.75

Table 10: Furnace capacity

Outdoor unit model	Furnace model	Furnace width (in.)	Indoor coil model	Rated CFM	Net cool (MBH)	Sens cool (MBH)	SEER2	EER2
RAC13436B21S	RGF1L100BE12MP12	17.5	XAF/XAUB36D	1100	35.60	26.00	13.75	11.50
RAC13436B21S	RGF1L100BE12MP12	21.0	XAF/XAUC42E	950	35.00	24.40	14.25	11.75
RAC13436B21S	RGF1L100BE12MP12	17.5	XAFB36E	1100	35.60	26.00	13.75	11.50
RAC13436B21S	RGF1L100BE12MP12	21.0	XAFC36D	950	35.00	24.40	14.00	11.75
RAC13436B21S	RGF1L100BE12MP12	17.5	XAHB36D	1075	35.40	25.80	13.50	11.25
RAC13436B21S	RGF1L100BE12MP12	21.0	XAHC36D	1100	35.60	26.00	13.75	11.50
RAC13436B21S	RGF1L100BE12MP12	21.0	XAHC42E	1100	35.60	26.00	13.75	11.50
RAC13436B21S	RGF1L100CE16MP12	21.0	XAF/XAUC42E	1125	35.80	26.20	14.00	11.75
RAC13436B21S	RGF1L100CE16MP12	21.0	XAFC36D	1125	35.80	26.20	14.00	11.75
RAC13436B21S	RGF1L100CE16MP12	21.0	XAHC36D	1100	35.80	26.00	14.00	11.75
RAC13436B21S	RGF1L100CE16MP12	21.0	XAHC42E	1100	35.80	26.20	14.00	11.75
RAC13436B21S	RGF1L100CE20MP12	21.0	XAF/XAUC42E	1025	35.60	25.40	14.25	12.00
RAC13436B21S	RGF1L100CE20MP12	21.0	XAFC36D	1025	35.60	25.20	14.25	12.00
RAC13436B21S	RGF1L100CE20MP12	21.0	XAHC36D	1025	35.60	25.20	14.25	11.75
RAC13436B21S	RGF1L100CE20MP12	21.0	XAHC42E	1025	35.60	25.40	14.25	12.00
RAC13436B21S	RGF1L120CE16MP12	21.0	XAF/XAUC42E	1125	35.80	26.20	14.25	11.75
RAC13436B21S	RGF1L120CE16MP12	21.0	XAFC36D	1125	35.80	26.20	14.00	11.75
RAC13436B21S	RGF1L120CE16MP12	21.0	XAHC36D	1100	35.80	26.00	14.00	11.75
RAC13436B21S	RGF1L120CE16MP12	21.0	XAHC42E	1100	35.80	26.20	14.00	11.75
RAC13436B21S	RGF1L120CE20MP12	21.0	XAF/XAUC42E	1075	36.00	26.00	14.25	12.00
RAC13436B21S	RGF1L120CE20MP12	21.0	XAFC36D	1075	35.80	25.80	14.25	12.00
RAC13436B21S	RGF1L120CE20MP12	21.0	XAHC36D	1050	35.60	25.40	14.25	11.75
RAC13436B21S	RGF1L120CE20MP12	21.0	XAHC42E	1050	35.80	25.60	14.25	11.75
RAC13436B21S	RLF19060BE12MP12	21.0	XAF/XAUC42E	1100	35.40	26.20	13.40	11.25
RAC13436B21S	RLF19060BE12MP12	21.0	XAFC36D	1100	35.40	26.00	13.40	11.25
RAC13436B21S	RLF19080CE16MP12	21.0	XAF/XAUC42E	1125	35.80	26.40	14.00	11.75
RAC13436B21S	RLF19080CE16MP12	21.0	XAFC36D	1125	35.80	26.20	14.00	11.50
RAC13436B21S	RLF19080CE16MP12	21.0	XAHC36D	1100	35.60	26.00	14.00	11.50
RAC13436B21S	RLF19080CE16MP12	21.0	XAHC42E	1100	35.80	26.20	14.00	11.50
RAC13436B21S	RLF19100CE20MP12	21.0	XAF/XAUC42E	1000	35.40	25.00	14.25	12.00
RAC13436B21S	RLF19100CE20MP12	21.0	XAFC36D	1000	35.40	25.00	14.25	12.00
RAC13436B21S	RLF19100CE20MP12	21.0	XAHC36D	975	35.20	24.60	14.25	11.75
RAC13436B21S	RLF19100CE20MP12	21.0	XAHC42E	975	35.20	24.60	14.25	11.75
RAC13436B21S	RLF1L060AE12MP11	17.5	XAF/XAUB36D	1100	35.60	26.00	13.75	11.25
RAC13436B21S	RLF1L060AE12MP11	17.5	XAFB36E	1075	35.60	26.00	13.50	11.25
RAC13436B21S	RLF1L060AE12MP11	17.5	XAHB36D	1050	35.20	25.40	13.40	11.25
RAC13436B21S	RLF1L080CE16MP11	21.0	XAF/XAUC42E	1100	35.80	26.20	14.00	11.75
RAC13436B21S	RLF1L080CE16MP11	21.0	XAFC36D	1075	35.60	25.80	14.00	11.75
RAC13436B21S	RLF1L080CE16MP11	21.0	XAHC36D	1075	35.60	25.80	14.00	11.50
RAC13436B21S	RLF1L080CE16MP11	21.0	XAHC42E	1075	35.80	26.00	14.00	11.75
RAC13436B21S	RLF1L100CE20MP11	21.0	XAF/XAUC42E	1050	35.80	25.60	14.50	12.00
RAC13436B21S	RLF1L100CE20MP11	21.0	XAFC36D	1050	35.80	25.60	14.50	12.00
RAC13436B21S	RLF1L100CE20MP11	21.0	XAHC36D	1025	35.60	25.20	14.25	12.00
RAC13436B21S	RLF1L100CE20MP11	21.0	XAHC42E	1025	35.60	25.40	14.25	12.00
RAC13436B21S	TM8Y060A12MP11	17.5	XAF/XAUB36D	975	35.00	24.60	13.75	11.50
RAC13436B21S	TM8Y060A12MP11	17.5	XAFB36E	975	35.00	24.60	13.75	11.50
RAC13436B21S	TM8Y060A12MP11	17.5	XAHB36D	950	34.80	24.40	13.50	11.25
RAC13436B21S	TM8Y080B12MP11	17.5	XAF/XAUB36D	1025	35.40	25.20	13.75	11.50
RAC13436B21S	TM8Y080B12MP11	21.0	XAF/XAUC42E	1050	35.60	25.60	14.00	11.50
RAC13436B21S	TM8Y080B12MP11	17.5	XAFB36E	1025	35.40	25.40	13.75	11.50
RAC13436B21S	TM8Y080B12MP11	21.0	XAFC36D	1050	35.40	25.40	13.75	11.50
RAC13436B21S	TM8Y080B12MP11	17.5	XAHB36D	1000	35.20	25.00	13.75	11.50
RAC13436B21S	TM8Y080B12MP11	21.0	XAHC36D	1025	35.40	25.20	13.75	11.50
RAC13436B21S	TM8Y080B12MP11	21.0	XAHC42E	1025	35.40	25.40	13.75	11.50
RAC13436B21S	TM8Y080C16MP11	21.0	XAF/XAUC42E	975	35.40	24.80	14.25	12.00
RAC13436B21S	TM8Y080C16MP11	21.0	XAFC36D	975	35.40	24.80	14.25	12.00
RAC13436B21S	TM8Y080C16MP11	21.0	XAHC36D	950	35.20	24.40	14.25	11.75
RAC13436B21S	TM8Y080C16MP11	21.0	XAHC42E	950	35.20	24.40	14.25	11.75
RAC13436B21S	TM8Y100C16MP11	21.0	XAF/XAUC42E	975	35.40	24.80	14.25	12.00
RAC13436B21S	TM8Y100C16MP11	21.0	XAFC36D	975	35.40	24.80	14.25	12.00
RAC13436B21S	TM8Y100C16MP11	21.0	XAHC36D	950	35.20	24.40	14.25	11.75
RAC13436B21S	TM8Y100C16MP11	21.0	XAHC42E	950	35.20	24.40	14.25	11.75
RAC13436B21S	TM8Y100C20MP11	21.0	XAF/XAUC42E	1000	35.40	25.00	14.50	12.00

Table 10: Furnace capacity

Outdoor unit model	Furnace model	Furnace width (in.)	Indoor coil model	Rated CFM	Net cool (MBH)	Sens cool (MBH)	SEER2	EER2
RAC13436B21S	TM8Y100C20MP11	21.0	XAFC36D	1000	35.40	25.00	14.50	12.00
RAC13436B21S	TM8Y100C20MP11	21.0	XAHC36D	975	35.20	24.60	14.25	12.00
RAC13436B21S	TM8Y100C20MP11	21.0	XAHC42E	975	35.40	24.80	14.25	12.00
RAC13436B21S	TM8Y120C20MP11	21.0	XAF/XAUC42E	1000	35.40	25.00	14.50	12.00
RAC13436B21S	TM8Y120C20MP11	21.0	XAFC36D	1000	35.40	25.00	14.50	12.00
RAC13436B21S	TM8Y120C20MP11	21.0	XAHC36D	975	35.20	24.60	14.25	12.00
RAC13436B21S	TM8Y120C20MP11	21.0	XAHC42E	975	35.40	24.80	14.25	12.00
RAC13436B21S	TM9Y060B12MP11	17.5	XAF/XAUB36D	1000	35.00	24.80	13.50	11.25
RAC13436B21S	TM9Y060B12MP11	21.0	XAF/XAUC42E	1000	35.20	25.00	13.50	11.25
RAC13436B21S	TM9Y060B12MP11	17.5	XAFB36E	975	35.00	24.80	13.40	11.25
RAC13436B21S	TM9Y060B12MP11	21.0	XAFC36D	1000	35.00	24.80	13.50	11.25
RAC13436B21S	TM9Y060B12MP11	17.5	XAHB36D	975	34.80	24.60	13.40	11.25
RAC13436B21S	TM9Y060B12MP11	21.0	XAHC36D	1000	35.00	24.80	13.50	11.25
RAC13436B21S	TM9Y060B12MP11	21.0	XAHC42E	975	35.00	24.80	13.40	11.25
RAC13436B21S	TM9Y080B12MP11	17.5	XAF/XAUB36D	1025	35.20	25.20	13.75	11.50
RAC13436B21S	TM9Y080B12MP11	21.0	XAF/XAUC42E	1050	35.40	25.60	13.75	11.50
RAC13436B21S	TM9Y080B12MP11	17.5	XAFB36E	1025	35.20	25.20	13.75	11.50
RAC13436B21S	TM9Y080B12MP11	21.0	XAFC36D	1050	35.40	25.60	13.75	11.50
RAC13436B21S	TM9Y080B12MP11	17.5	XAHB36D	1000	35.00	25.00	13.40	11.25
RAC13436B21S	TM9Y080B12MP11	21.0	XAHC36D	1025	35.20	25.20	13.75	11.50
RAC13436B21S	TM9Y080B12MP11	21.0	XAHC42E	1025	35.20	25.20	13.75	11.50
RAC13436B21S	TM9Y080C16MP11	21.0	XAF/XAUC42E	975	35.20	24.60	14.25	11.75
RAC13436B21S	TM9Y080C16MP11	21.0	XAFC36D	950	35.00	24.40	14.00	11.75
RAC13436B21S	TM9Y080C16MP11	21.0	XAHC36D	950	35.00	24.40	14.00	11.75
RAC13436B21S	TM9Y080C16MP11	21.0	XAHC42E	950	35.00	24.40	14.00	11.75
RAC13436B21S	TM9Y100C16MP11	21.0	XAF/XAUC42E	950	35.00	24.40	14.00	11.75
RAC13436B21S	TM9Y100C16MP11	21.0	XAFC36D	950	35.00	24.40	14.00	11.75
RAC13436B21S	TM9Y100C16MP11	21.0	XAHC36D	950	35.00	24.40	14.00	11.75
RAC13436B21S	TM9Y100C16MP11	21.0	XAHC42E	1075	35.60	25.80	13.75	11.50
RAC13436B21S	TM9Y100C20MP11	21.0	XAF/XAUC42E	950	35.00	24.40	14.00	11.75
RAC13436B21S	TM9Y100C20MP11	21.0	XAFC36D	950	35.00	24.40	14.00	11.75
RAC13436B21S	TM9Y100C20MP11	21.0	XAHC36D	1125	35.60	26.20	13.75	11.50
RAC13436B21S	TM9Y100C20MP11	21.0	XAHC42E	1125	35.60	26.20	13.75	11.50

Furnace capacity - 3.5 ton

Table 11: Furnace capacity

Outdoor unit model	Furnace model	Furnace width (in.)	Indoor coil model	Rated CFM	Net cool (MBH)	Sens cool (MBH)	SEER2	EER2
RAC13442B21S	RGF19080BE12MP13	21.0	XAF/XAUC42E	1200	40.00	29.80	13.75	11.75
RAC13442B21S	RGF19080BE12MP13	21.0	XAF/XAUC48F	1225	40.00	29.60	13.75	11.75
RAC13442B21S	RGF19080BE12MP13	21.0	XAHC42E	1200	40.00	29.80	13.75	11.75
RAC13442B21S	RGF19080BE12MP13	21.0	XAHC48F	1225	40.00	29.60	13.75	11.75
RAC13442B21S	RGF19080CE16MP13	21.0	XAF/XAUC42E	1400	41.50	32.40	13.75	11.75
RAC13442B21S	RGF19080CE16MP13	21.0	XAF/XAUC48F	1425	41.50	32.20	13.75	11.75
RAC13442B21S	RGF19080CE16MP13	24.5	XAFD42E	1425	41.00	32.20	13.75	11.75
RAC13442B21S	RGF19080CE16MP13	24.5	XAFD48F	1425	41.00	31.80	13.75	11.75
RAC13442B21S	RGF19080CE16MP13	21.0	XAHC42E	1350	41.50	32.00	14.00	12.20
RAC13442B21S	RGF19080CE16MP13	21.0	XAHC48F	1425	41.50	32.20	13.75	11.75
RAC13442B21S	RGF19080CE16MP13	24.5	XAHD42E	1375	41.00	31.80	14.00	11.75
RAC13442B21S	RGF19080CE16MP13	24.5	XAHD48F	1425	41.00	31.80	13.75	11.75
RAC13442B21S	RGF19080CE20MP13	21.0	XAF/XAUC42E	1225	40.00	29.60	14.25	12.00
RAC13442B21S	RGF19080CE20MP13	21.0	XAF/XAUC48F	1250	40.00	29.40	14.25	12.00
RAC13442B21S	RGF19080CE20MP13	24.5	XAFD42E	1250	40.00	29.80	14.25	12.00
RAC13442B21S	RGF19080CE20MP13	24.5	XAFD48F	1275	40.00	29.60	14.25	12.00
RAC13442B21S	RGF19080CE20MP13	21.0	XAHC42E	1600	41.00	33.20	14.25	12.00
RAC13442B21S	RGF19080CE20MP13	21.0	XAHC48F	1250	40.00	29.40	14.25	12.00
RAC13442B21S	RGF19080CE20MP13	24.5	XAHD42E	1225	40.00	29.60	14.00	11.75
RAC13442B21S	RGF19080CE20MP13	24.5	XAHD48F	1250	40.00	29.40	14.25	12.00
RAC13442B21S	RGF19100CE16MP13	21.0	XAF/XAUC48F	1475	41.00	32.40	13.25	11.50
RAC13442B21S	RGF19100CE16MP13	24.5	XAFD42E	1475	41.00	32.80	13.25	11.50

Table 11: Furnace capacity

Outdoor unit model	Furnace model	Furnace width (in.)	Indoor coil model	Rated CFM	Net cool (MBH)	Sens cool (MBH)	SEER2	EER2
RAC13442B21S	RGF19100CE16MP13	24.5	XAFD48F	1500	41.00	32.60	13.25	11.50
RAC13442B21S	RGF19100CE16MP13	21.0	XAHC48F	1475	41.00	32.40	13.25	11.50
RAC13442B21S	RGF19100CE16MP13	24.5	XAHD48F	1475	40.50	32.00	13.25	11.50
RAC13442B21S	RGF19100CE20MP13	21.0	XAF/XAUC42E	1225	40.00	29.60	14.00	11.75
RAC13442B21S	RGF19100CE20MP13	21.0	XAF/XAUC48F	1225	40.00	29.20	14.25	11.75
RAC13442B21S	RGF19100CE20MP13	24.5	XAFD42E	1225	40.00	29.60	14.00	11.75
RAC13442B21S	RGF19100CE20MP13	24.5	XAFD48F	1250	40.00	29.40	14.25	11.75
RAC13442B21S	RGF19100CE20MP13	21.0	XAHC42E	1575	41.00	33.00	14.25	12.00
RAC13442B21S	RGF19100CE20MP13	21.0	XAHC48F	1250	40.00	29.40	14.25	11.75
RAC13442B21S	RGF19100CE20MP13	24.5	XAHD42E	1200	40.00	29.40	14.00	11.75
RAC13442B21S	RGF19100CE20MP13	24.5	XAHD48F	1250	40.00	29.40	14.25	11.75
RAC13442B21S	RGF19120DE20MP13	24.5	XAFD42E	1275	40.00	30.00	14.00	11.75
RAC13442B21S	RGF19120DE20MP13	24.5	XAFD48F	1300	40.50	30.20	14.25	11.75
RAC13442B21S	RGF19120DE20MP13	24.5	XAHD42E	1250	40.00	30.00	14.00	11.75
RAC13442B21S	RGF19120DE20MP13	24.5	XAHD48F	1275	40.00	29.80	14.00	11.75
RAC13442B21S	RGF1L080BE12MP12	21.0	XAF/XAUC42E	1225	40.00	30.00	13.75	11.75
RAC13442B21S	RGF1L080BE12MP12	21.0	XAF/XAUC48F	1225	40.00	29.60	13.75	11.75
RAC13442B21S	RGF1L080BE12MP12	21.0	XAHC42E	1200	40.00	29.80	13.50	11.50
RAC13442B21S	RGF1L080BE12MP12	21.0	XAHC48F	1225	40.00	29.60	13.75	11.75
RAC13442B21S	RGF1L080CE16MP12	21.0	XAF/XAUC42E	1425	41.50	32.60	13.50	11.50
RAC13442B21S	RGF1L080CE16MP12	21.0	XAF/XAUC48F	1450	41.50	32.40	13.50	11.75
RAC13442B21S	RGF1L080CE16MP12	24.5	XAFD42E	1450	41.00	32.40	13.75	11.75
RAC13442B21S	RGF1L080CE16MP12	24.5	XAFD48F	1475	41.00	32.20	13.75	11.75
RAC13442B21S	RGF1L080CE16MP12	21.0	XAHC42E	1400	41.00	32.20	13.50	11.50
RAC13442B21S	RGF1L080CE16MP12	21.0	XAHC48F	1450	41.50	32.40	13.75	11.75
RAC13442B21S	RGF1L080CE16MP12	24.5	XAHD42E	1425	41.00	32.40	13.50	11.50
RAC13442B21S	RGF1L080CE16MP12	24.5	XAHD48F	1450	41.00	32.00	13.75	11.75
RAC13442B21S	RGF1L080CE20MP12	21.0	XAF/XAUC42E	1275	40.00	30.00	14.25	11.75
RAC13442B21S	RGF1L080CE20MP12	21.0	XAF/XAUC48F	1275	40.00	29.60	14.25	11.75
RAC13442B21S	RGF1L080CE20MP12	24.5	XAFD42E	1275	40.00	30.00	14.25	11.75
RAC13442B21S	RGF1L080CE20MP12	24.5	XAFD48F	1300	40.50	30.20	14.25	11.75
RAC13442B21S	RGF1L080CE20MP12	21.0	XAHC42E	1250	40.00	30.00	14.00	11.75
RAC13442B21S	RGF1L080CE20MP12	21.0	XAHC48F	1300	40.50	30.20	14.25	11.75
RAC13442B21S	RGF1L080CE20MP12	24.5	XAHD42E	1250	40.00	29.80	14.00	11.75
RAC13442B21S	RGF1L080CE20MP12	24.5	XAHD48F	1300	40.50	30.20	14.25	11.75
RAC13442B21S	RGF1L100CE16MP12	21.0	XAF/XAUC42E	1425	41.50	32.60	13.50	11.75
RAC13442B21S	RGF1L100CE16MP12	21.0	XAF/XAUC48F	1450	41.50	32.40	13.75	11.75
RAC13442B21S	RGF1L100CE16MP12	24.5	XAFD42E	1450	41.00	32.40	13.75	11.75
RAC13442B21S	RGF1L100CE16MP12	24.5	XAFD48F	1450	41.00	32.00	13.75	11.75
RAC13442B21S	RGF1L100CE16MP12	21.0	XAHC42E	1400	41.00	32.20	13.50	11.50
RAC13442B21S	RGF1L100CE16MP12	21.0	XAHC48F	1450	41.50	32.40	13.75	11.75
RAC13442B21S	RGF1L100CE16MP12	24.5	XAHD42E	1425	41.00	32.40	13.75	11.75
RAC13442B21S	RGF1L100CE20MP12	21.0	XAF/XAUC42E	1250	40.00	29.80	14.00	11.75
RAC13442B21S	RGF1L100CE20MP12	21.0	XAF/XAUC48F	1275	40.00	29.60	14.25	11.75
RAC13442B21S	RGF1L100CE20MP12	24.5	XAFD42E	1275	40.00	30.00	14.25	11.75
RAC13442B21S	RGF1L100CE20MP12	24.5	XAFD48F	1300	40.50	30.20	14.25	11.75
RAC13442B21S	RGF1L100CE20MP12	21.0	XAHC42E	1250	40.00	29.80	14.00	11.75
RAC13442B21S	RGF1L100CE20MP12	21.0	XAHC48F	1275	40.00	29.60	14.25	11.75
RAC13442B21S	RGF1L100CE20MP12	24.5	XAHD42E	1250	40.00	29.80	14.00	11.75
RAC13442B21S	RGF1L100CE20MP12	24.5	XAHD48F	1275	40.00	29.60	14.25	11.75
RAC13442B21S	RGF1L120CE16MP12	21.0	XAF/XAUC42E	1450	41.50	32.80	13.75	11.75
RAC13442B21S	RGF1L120CE16MP12	21.0	XAF/XAUC48F	1450	41.50	32.40	13.75	11.75
RAC13442B21S	RGF1L120CE16MP12	24.5	XAFD42E	1450	41.00	32.40	13.75	11.75
RAC13442B21S	RGF1L120CE16MP12	24.5	XAFD48F	1475	41.00	32.20	13.75	11.75
RAC13442B21S	RGF1L120CE16MP12	21.0	XAHC42E	1425	41.50	32.80	13.50	11.50
RAC13442B21S	RGF1L120CE16MP12	21.0	XAHC48F	1450	41.50	32.40	13.75	11.75
RAC13442B21S	RGF1L120CE16MP12	24.5	XAHD42E	1425	41.00	32.20	13.50	11.75
RAC13442B21S	RGF1L120CE16MP12	24.5	XAHD48F	1475	41.00	32.20	13.75	11.75
RAC13442B21S	RGF1L120CE20MP12	21.0	XAF/XAUC42E	1250	40.00	29.80	14.25	11.75
RAC13442B21S	RGF1L120CE20MP12	21.0	XAF/XAUC48F	1275	40.00	29.60	14.25	11.75
RAC13442B21S	RGF1L120CE20MP12	24.5	XAFD42E	1275	40.00	30.00	14.25	11.75
RAC13442B21S	RGF1L120CE20MP12	24.5	XAFD48F	1275	40.00	29.60	14.25	11.75

Table 11: Furnace capacity

Outdoor unit model	Furnace model	Furnace width (in.)	Indoor coil model	Rated CFM	Net cool (MBH)	Sens cool (MBH)	SEER2	EER2
RAC13442B21S	RGF1L120CE20MP12	21.0	XAHC42E	1225	40.00	29.60	14.00	11.75
RAC13442B21S	RGF1L120CE20MP12	21.0	XAHC48F	1275	40.00	29.60	14.25	11.75
RAC13442B21S	RGF1L120CE20MP12	24.5	XAHD42E	1250	40.00	29.80	14.25	11.75
RAC13442B21S	RGF1L120CE20MP12	24.5	XAHD48F	1275	40.00	29.60	14.25	11.75
RAC13442B21S	RGF1L130DE20MP12	24.5	XAFD42E	1250	40.00	29.80	14.25	11.75
RAC13442B21S	RGF1L130DE20MP12	24.5	XAFD48F	1250	40.00	29.40	14.25	11.75
RAC13442B21S	RGF1L130DE20MP12	24.5	XAHD42E	1225	40.00	29.60	14.25	11.75
RAC13442B21S	RGF1L130DE20MP12	24.5	XAHD48F	1250	40.00	29.40	14.25	11.75
RAC13442B21S	RLF19080CE16MP12	21.0	XAF/XAUC42E	1275	41.00	31.00	14.00	11.75
RAC13442B21S	RLF19080CE16MP12	21.0	XAF/XAUC48F	1300	41.00	30.80	14.00	12.20
RAC13442B21S	RLF19080CE16MP12	24.5	XAFD42E	1300	40.50	30.80	14.00	12.20
RAC13442B21S	RLF19080CE16MP12	24.5	XAFD48F	1300	40.50	30.40	14.00	12.20
RAC13442B21S	RLF19080CE16MP12	21.0	XAHC42E	1275	41.00	31.00	13.75	11.75
RAC13442B21S	RLF19080CE16MP12	21.0	XAHC48F	1300	41.00	30.80	14.00	12.20
RAC13442B21S	RLF19080CE16MP12	24.5	XAHD42E	1275	40.50	30.60	14.00	11.75
RAC13442B21S	RLF19080CE16MP12	24.5	XAHD48F	1300	40.50	30.40	14.00	12.20
RAC13442B21S	RLF19100CE20MP12	21.0	XAF/XAUC42E	1225	40.00	29.60	14.00	11.75
RAC13442B21S	RLF19100CE20MP12	21.0	XAF/XAUC48F	1250	40.00	29.60	14.25	11.75
RAC13442B21S	RLF19100CE20MP12	24.5	XAFD42E	1250	40.00	29.80	14.25	11.75
RAC13442B21S	RLF19100CE20MP12	24.5	XAFD48F	1250	40.00	29.60	14.25	11.75
RAC13442B21S	RLF19100CE20MP12	21.0	XAHC42E	1200	40.00	29.40	14.00	11.75
RAC13442B21S	RLF19100CE20MP12	21.0	XAHC48F	1250	40.00	29.60	14.25	11.75
RAC13442B21S	RLF19100CE20MP12	24.5	XAHD42E	1225	40.00	29.60	14.00	11.75
RAC13442B21S	RLF19100CE20MP12	24.5	XAHD48F	1250	40.00	29.60	14.25	11.75
RAC13442B21S	RLF1L080CE16MP11	21.0	XAF/XAUC42E	1225	41.00	30.40	14.00	12.20
RAC13442B21S	RLF1L080CE16MP11	21.0	XAF/XAUC48F	1250	41.00	30.40	14.25	12.20
RAC13442B21S	RLF1L080CE16MP11	24.5	XAFD42E	1250	40.50	30.40	14.25	12.20
RAC13442B21S	RLF1L080CE16MP11	24.5	XAFD48F	1250	40.50	30.00	14.25	12.20
RAC13442B21S	RLF1L080CE16MP11	21.0	XAHC42E	1200	40.50	30.00	14.00	12.20
RAC13442B21S	RLF1L080CE16MP11	21.0	XAHC48F	1250	41.00	30.40	14.25	12.20
RAC13442B21S	RLF1L080CE16MP11	24.5	XAHD42E	1225	40.50	30.20	14.00	12.20
RAC13442B21S	RLF1L080CE16MP11	24.5	XAHD48F	1250	40.50	30.00	14.25	12.20
RAC13442B21S	RLF1L100CE20MP11	21.0	XAF/XAUC42E	1225	40.00	29.60	14.25	11.75
RAC13442B21S	RLF1L100CE20MP11	21.0	XAF/XAUC48F	1250	40.00	29.40	14.25	11.75
RAC13442B21S	RLF1L100CE20MP11	24.5	XAFD42E	1250	40.00	29.80	14.25	11.75
RAC13442B21S	RLF1L100CE20MP11	24.5	XAFD48F	1250	40.00	29.40	14.25	11.75
RAC13442B21S	RLF1L100CE20MP11	21.0	XAHC42E	1200	40.00	29.40	14.25	11.75
RAC13442B21S	RLF1L100CE20MP11	21.0	XAHC48F	1250	40.00	29.40	14.25	11.75
RAC13442B21S	RLF1L100CE20MP11	24.5	XAHD42E	1225	40.00	29.60	14.25	11.75
RAC13442B21S	RLF1L100CE20MP11	24.5	XAHD48F	1250	40.00	29.40	14.25	11.75
RAC13442B21S	TM8Y080C16MP11	21.0	XAF/XAUC42E	1200	40.00	29.40	14.00	11.75
RAC13442B21S	TM8Y080C16MP11	21.0	XAF/XAUC48F	1225	40.00	29.40	14.25	11.75
RAC13442B21S	TM8Y080C16MP11	24.5	XAFD42E	1225	40.00	29.60	14.25	11.75
RAC13442B21S	TM8Y080C16MP11	24.5	XAFD48F	1225	40.00	29.40	14.25	11.75
RAC13442B21S	TM8Y080C16MP11	21.0	XAHC42E	1350	41.00	31.60	13.75	11.75
RAC13442B21S	TM8Y080C16MP11	24.5	XAHD42E	1200	40.00	29.40	14.00	11.75
RAC13442B21S	TM8Y080C16MP11	24.5	XAHD48F	1225	40.00	29.40	14.25	11.75
RAC13442B21S	TM8Y100C16MP11	21.0	XAF/XAUC42E	1200	40.00	29.40	14.00	11.75
RAC13442B21S	TM8Y100C16MP11	21.0	XAF/XAUC48F	1225	40.00	29.40	14.25	11.75
RAC13442B21S	TM8Y100C16MP11	24.5	XAFD42E	1225	40.00	29.60	14.25	11.75
RAC13442B21S	TM8Y100C16MP11	24.5	XAFD48F	1225	40.00	29.40	14.25	11.75
RAC13442B21S	TM8Y100C16MP11	21.0	XAHC42E	1350	41.00	31.60	13.75	11.75
RAC13442B21S	TM8Y100C16MP11	24.5	XAHD42E	1200	40.00	29.40	14.00	11.75
RAC13442B21S	TM8Y100C16MP11	24.5	XAHD48F	1225	40.00	29.40	14.25	11.75
RAC13442B21S	TM8Y100C20MP11	21.0	XAF/XAUC42E	1375	41.50	32.00	14.25	12.20
RAC13442B21S	TM8Y100C20MP11	21.0	XAF/XAUC48F	1200	40.00	29.00	14.25	12.00
RAC13442B21S	TM8Y100C20MP11	24.5	XAFD42E	1200	40.00	29.40	14.25	12.00
RAC13442B21S	TM8Y100C20MP11	24.5	XAFD48F	1200	40.00	29.00	14.25	12.00
RAC13442B21S	TM8Y100C20MP11	21.0	XAHC42E	1325	41.00	31.40	14.00	12.20
RAC13442B21S	TM8Y100C20MP11	24.5	XAHD42E	1350	41.00	31.40	14.00	12.20
RAC13442B21S	TM8Y100C20MP11	24.5	XAHD48F	1200	40.00	29.00	14.25	12.00
RAC13442B21S	TM8Y120C20MP11	21.0	XAF/XAUC42E	1375	41.50	32.00	14.25	12.20
RAC13442B21S	TM8Y120C20MP11	21.0	XAF/XAUC48F	1200	40.00	29.00	14.25	12.00

Table 11: Furnace capacity

Outdoor unit model	Furnace model	Furnace width (in.)	Indoor coil model	Rated CFM	Net cool (MBH)	Sens cool (MBH)	SEER2	EER2
RAC13442B21S	TM8Y120C20MP11	24.5	XAFD42E	1200	40.00	29.40	14.25	12.00
RAC13442B21S	TM8Y120C20MP11	24.5	XAFD48F	1200	40.00	29.00	14.25	12.00
RAC13442B21S	TM8Y120C20MP11	21.0	XAHC42E	1325	41.00	31.40	14.00	12.20
RAC13442B21S	TM8Y120C20MP11	24.5	XAHD42E	1350	41.00	31.40	14.00	12.20
RAC13442B21S	TM8Y120C20MP11	24.5	XAHD48F	1200	40.00	29.00	14.25	12.00
RAC13442B21S	TM9Y080B12MP11	21.0	XAF/XAUC48F	1200	40.00	29.40	13.75	11.75
RAC13442B21S	TM9Y080B12MP11	21.0	XAHC48F	1200	40.00	29.40	13.75	11.75
RAC13442B21S	TM9Y080C16MP11	21.0	XAF/XAUC42E	1250	41.00	30.80	14.00	11.75
RAC13442B21S	TM9Y080C16MP11	21.0	XAF/XAUC48F	1250	41.00	30.40	14.00	11.75
RAC13442B21S	TM9Y080C16MP11	24.5	XAFD42E	1250	40.50	30.40	14.00	11.75
RAC13442B21S	TM9Y080C16MP11	24.5	XAFD48F	1275	40.50	30.20	14.00	12.20
RAC13442B21S	TM9Y080C16MP11	21.0	XAHC42E	1225	40.50	30.20	13.75	11.75
RAC13442B21S	TM9Y080C16MP11	21.0	XAHC48F	1275	41.00	30.60	14.00	12.20
RAC13442B21S	TM9Y080C16MP11	24.5	XAHD42E	1250	40.50	30.40	13.75	11.75
RAC13442B21S	TM9Y080C16MP11	24.5	XAHD48F	1275	40.50	30.20	14.00	12.20
RAC13442B21S	TM9Y100C16MP11	21.0	XAF/XAUC42E	1250	41.00	30.80	13.75	11.75
RAC13442B21S	TM9Y100C16MP11	21.0	XAF/XAUC48F	1250	41.00	30.40	14.00	11.75
RAC13442B21S	TM9Y100C16MP11	24.5	XAFD42E	1250	40.50	30.40	14.00	11.75
RAC13442B21S	TM9Y100C16MP11	24.5	XAFD48F	1275	40.50	30.20	14.00	12.20
RAC13442B21S	TM9Y100C16MP11	21.0	XAHC42E	1225	40.50	30.20	13.75	11.75
RAC13442B21S	TM9Y100C16MP11	21.0	XAHC48F	1275	41.00	30.60	14.00	12.20
RAC13442B21S	TM9Y100C16MP11	24.5	XAHD42E	1250	40.50	30.40	13.75	11.75
RAC13442B21S	TM9Y100C16MP11	24.5	XAHD48F	1275	40.50	30.20	14.00	12.20
RAC13442B21S	TM9Y100C20MP11	21.0	XAF/XAUC42E	1350	41.00	31.60	13.75	11.75
RAC13442B21S	TM9Y100C20MP11	21.0	XAF/XAUC48F	1375	41.00	31.40	13.75	11.75
RAC13442B21S	TM9Y100C20MP11	24.5	XAFD42E	1375	40.50	31.40	13.75	11.75
RAC13442B21S	TM9Y100C20MP11	24.5	XAFD48F	1400	41.00	31.60	13.75	11.75
RAC13442B21S	TM9Y100C20MP11	21.0	XAHC42E	1325	41.00	31.60	13.75	11.75
RAC13442B21S	TM9Y100C20MP11	21.0	XAHC48F	1375	41.00	31.40	13.75	11.75
RAC13442B21S	TM9Y100C20MP11	24.5	XAHD42E	1350	40.50	31.20	13.75	11.75
RAC13442B21S	TM9Y100C20MP11	24.5	XAHD48F	1375	40.50	31.00	13.75	11.75
RAC13442B21S	TM9Y120D20MP11	24.5	XAFD42E	1225	40.00	29.60	14.25	11.75
RAC13442B21S	TM9Y120D20MP11	24.5	XAFD48F	1225	40.00	29.40	14.25	11.75
RAC13442B21S	TM9Y120D20MP11	24.5	XAHD42E	1200	40.00	29.40	14.00	11.75
RAC13442B21S	TM9Y120D20MP11	24.5	XAHD48F	1225	40.00	29.40	14.25	11.75

Furnace capacity - 4 ton

Table 12: Furnace capacity

Outdoor unit model	Furnace model	Furnace width (in.)	Indoor coil model	Rated CFM	Net cool (MBH)	Sens cool (MBH)	SEER2	EER2
RAC13448B21S	RGF19080CE16MP13	21.0	XAF/XAUC48F	1425	46.50	33.00	13.50	11.25
RAC13448B21S	RGF19080CE16MP13	21.0	XAF/XAUC60G	1450	47.50	33.80	13.75	11.50
RAC13448B21S	RGF19080CE16MP13	24.5	XAF/XAUD60G	1450	47.50	33.80	13.75	11.50
RAC13448B21S	RGF19080CE16MP13	24.5	XAFD48F	1425	46.50	33.00	13.50	11.25
RAC13448B21S	RGF19080CE16MP13	21.0	XAHC48F	1425	46.50	33.00	13.50	11.25
RAC13448B21S	RGF19080CE16MP13	21.0	XAHC60G	1450	47.50	33.80	13.75	11.50
RAC13448B21S	RGF19080CE16MP13	24.5	XAHD48F	1425	46.50	33.00	13.50	11.25
RAC13448B21S	RGF19080CE16MP13	21.0	XAHD60G	1425	47.50	33.60	13.75	11.50
RAC13448B21S	RGF19080CE20MP13	21.0	XAF/XAUC48F	1350	46.00	32.00	13.75	11.50
RAC13448B21S	RGF19080CE20MP13	21.0	XAF/XAUC60G	1375	47.50	33.00	14.25	11.75
RAC13448B21S	RGF19080CE20MP13	24.5	XAF/XAUD60G	1375	47.50	33.00	14.25	11.75
RAC13448B21S	RGF19080CE20MP13	24.5	XAFD48F	1375	46.50	32.40	14.00	11.75
RAC13448B21S	RGF19080CE20MP13	21.0	XAHC48F	1350	46.00	32.00	13.75	11.50
RAC13448B21S	RGF19080CE20MP13	21.0	XAHC60G	1375	47.50	33.00	14.25	12.00
RAC13448B21S	RGF19080CE20MP13	24.5	XAHD48F	1350	46.00	32.00	13.75	11.50
RAC13448B21S	RGF19080CE20MP13	21.0	XAHD60G	1350	47.00	32.60	14.00	11.75
RAC13448B21S	RGF19100CE16MP13	21.0	XAF/XAUC48F	1475	46.50	33.60	13.40	11.00
RAC13448B21S	RGF19100CE16MP13	21.0	XAF/XAUC60G	1500	47.50	34.40	13.50	11.00
RAC13448B21S	RGF19100CE16MP13	24.5	XAF/XAUD60G	1500	47.50	34.40	13.50	11.00
RAC13448B21S	RGF19100CE16MP13	24.5	XAFD48F	1500	47.00	34.00	13.40	11.00

Table 12: Furnace capacity

Outdoor unit model	Furnace model	Furnace width (in.)	Indoor coil model	Rated CFM	Net cool (MBH)	Sens cool (MBH)	SEER2	EER2
RAC13448B21S	RGF19100CE16MP13	21.0	XAHC48F	1475	46.50	33.60	13.40	11.00
RAC13448B21S	RGF19100CE16MP13	21.0	XAHC60G	1500	47.50	34.40	13.50	11.00
RAC13448B21S	RGF19100CE16MP13	24.5	XAHD48F	1475	46.50	33.60	13.40	11.00
RAC13448B21S	RGF19100CE16MP13	21.0	XAHD60G	1475	47.00	33.80	13.50	11.00
RAC13448B21S	RGF19100CE20MP13	21.0	XAF/XAUC48F	1350	46.00	32.00	13.75	11.50
RAC13448B21S	RGF19100CE20MP13	21.0	XAF/XAUC60G	1375	47.50	33.00	14.25	12.00
RAC13448B21S	RGF19100CE20MP13	24.5	XAF/XAUD60G	1375	47.50	33.00	14.25	12.00
RAC13448B21S	RGF19100CE20MP13	24.5	XAFD48F	1375	46.50	32.40	14.00	11.75
RAC13448B21S	RGF19100CE20MP13	21.0	XAHC48F	1350	46.00	31.80	13.75	11.50
RAC13448B21S	RGF19100CE20MP13	21.0	XAHC60G	1375	47.50	33.00	14.25	12.00
RAC13448B21S	RGF19100CE20MP13	24.5	XAHD48F	1350	46.00	31.80	14.00	11.75
RAC13448B21S	RGF19100CE20MP13	21.0	XAHD60G	1350	47.00	32.40	14.25	11.75
RAC13448B21S	RGF19120DE20MP13	24.5	XAF/XAUD60G	1500	47.50	34.20	14.00	11.75
RAC13448B21S	RGF19120DE20MP13	24.5	XAFD48F	1475	47.00	33.80	13.50	11.25
RAC13448B21S	RGF19120DE20MP13	24.5	XAHD48F	1475	47.00	33.80	13.50	11.25
RAC13448B21S	RGF19120DE20MP13	21.0	XAHD60G	1475	47.50	34.00	13.75	11.50
RAC13448B21S	RGF1L080CE16MP12	21.0	XAF/XAUC48F	1450	47.00	33.60	13.50	11.25
RAC13448B21S	RGF1L080CE16MP12	21.0	XAF/XAUC60G	1475	47.50	34.00	13.75	11.50
RAC13448B21S	RGF1L080CE16MP12	24.5	XAF/XAUD60G	1475	47.50	34.00	13.75	11.50
RAC13448B21S	RGF1L080CE16MP12	24.5	XAFD48F	1475	47.00	33.80	13.50	11.25
RAC13448B21S	RGF1L080CE16MP12	21.0	XAHC48F	1450	47.00	33.60	13.50	11.25
RAC13448B21S	RGF1L080CE16MP12	21.0	XAHC60G	1475	47.50	34.00	13.75	11.50
RAC13448B21S	RGF1L080CE16MP12	24.5	XAHD48F	1450	47.00	33.60	13.50	11.25
RAC13448B21S	RGF1L080CE16MP12	21.0	XAHD60G	1450	47.50	33.80	13.75	11.50
RAC13448B21S	RGF1L080CE20MP12	21.0	XAF/XAUC48F	1400	47.00	33.00	13.75	11.50
RAC13448B21S	RGF1L080CE20MP12	21.0	XAF/XAUC60G	1425	48.00	33.80	14.25	11.75
RAC13448B21S	RGF1L080CE20MP12	24.5	XAF/XAUD60G	1425	48.00	33.80	14.25	11.75
RAC13448B21S	RGF1L080CE20MP12	24.5	XAFD48F	1425	47.00	33.20	14.00	11.75
RAC13448B21S	RGF1L080CE20MP12	21.0	XAHC48F	1400	47.00	33.00	13.75	11.50
RAC13448B21S	RGF1L080CE20MP12	21.0	XAHC60G	1325	47.00	32.20	14.25	12.00
RAC13448B21S	RGF1L080CE20MP12	24.5	XAHD48F	1400	47.00	33.00	13.75	11.50
RAC13448B21S	RGF1L080CE20MP12	21.0	XAHD60G	1400	48.00	33.60	14.00	11.75
RAC13448B21S	RGF1L100CE16MP12	21.0	XAF/XAUC48F	1450	47.00	33.60	13.50	11.25
RAC13448B21S	RGF1L100CE16MP12	21.0	XAF/XAUC60G	1475	47.50	34.00	13.75	11.50
RAC13448B21S	RGF1L100CE16MP12	24.5	XAF/XAUD60G	1475	47.50	34.00	13.75	11.50
RAC13448B21S	RGF1L100CE16MP12	24.5	XAFD48F	1450	47.00	33.60	13.50	11.25
RAC13448B21S	RGF1L100CE16MP12	21.0	XAHC48F	1450	47.00	33.60	13.50	11.25
RAC13448B21S	RGF1L100CE16MP12	21.0	XAHC60G	1475	47.50	34.00	13.75	11.50
RAC13448B21S	RGF1L100CE16MP12	24.5	XAHD48F	1450	47.00	33.60	13.50	11.25
RAC13448B21S	RGF1L100CE16MP12	21.0	XAHD60G	1450	47.50	33.80	13.75	11.50
RAC13448B21S	RGF1L100CE20MP12	21.0	XAF/XAUC48F	1375	46.50	32.40	13.75	11.50
RAC13448B21S	RGF1L100CE20MP12	21.0	XAF/XAUC60G	1400	48.00	33.60	14.25	11.75
RAC13448B21S	RGF1L100CE20MP12	24.5	XAF/XAUD60G	1400	48.00	33.60	14.25	12.00
RAC13448B21S	RGF1L100CE20MP12	24.5	XAFD48F	1375	46.50	32.40	14.00	11.75
RAC13448B21S	RGF1L100CE20MP12	21.0	XAHC48F	1375	46.50	32.40	13.75	11.50
RAC13448B21S	RGF1L100CE20MP12	21.0	XAHC60G	1400	48.00	33.60	14.25	12.00
RAC13448B21S	RGF1L100CE20MP12	24.5	XAHD48F	1375	46.50	32.40	13.75	11.50
RAC13448B21S	RGF1L100CE20MP12	21.0	XAHD60G	1375	47.50	33.00	14.25	11.75
RAC13448B21S	RGF1L120CE16MP12	21.0	XAF/XAUC48F	1450	47.00	33.60	13.50	11.25
RAC13448B21S	RGF1L120CE16MP12	21.0	XAF/XAUC60G	1475	47.50	34.00	13.75	11.50
RAC13448B21S	RGF1L120CE16MP12	24.5	XAF/XAUD60G	1475	47.50	34.00	13.75	11.50
RAC13448B21S	RGF1L120CE16MP12	24.5	XAFD48F	1475	47.00	33.80	13.50	11.25
RAC13448B21S	RGF1L120CE16MP12	21.0	XAHC48F	1450	47.00	33.60	13.50	11.25
RAC13448B21S	RGF1L120CE16MP12	21.0	XAHC60G	1475	47.50	34.00	13.75	11.50
RAC13448B21S	RGF1L120CE16MP12	24.5	XAHD48F	1475	47.00	33.60	13.50	11.25
RAC13448B21S	RGF1L120CE16MP12	21.0	XAHD60G	1450	47.50	33.80	13.75	11.50
RAC13448B21S	RGF1L120CE20MP12	21.0	XAF/XAUC48F	1350	46.00	31.80	14.00	11.75
RAC13448B21S	RGF1L120CE20MP12	21.0	XAF/XAUC60G	1375	47.50	33.00	14.25	12.00
RAC13448B21S	RGF1L120CE20MP12	24.5	XAF/XAUD60G	1375	47.50	33.00	14.25	12.00
RAC13448B21S	RGF1L120CE20MP12	24.5	XAFD48F	1375	46.50	32.40	14.00	11.75
RAC13448B21S	RGF1L120CE20MP12	21.0	XAHC48F	1375	46.50	32.40	14.00	11.75
RAC13448B21S	RGF1L120CE20MP12	21.0	XAHC60G	1400	48.00	33.60	14.25	12.00
RAC13448B21S	RGF1L120CE20MP12	24.5	XAHD48F	1375	46.50	32.40	14.00	11.75

Table 12: Furnace capacity

Outdoor unit model	Furnace model	Furnace width (in.)	Indoor coil model	Rated CFM	Net cool (MBH)	Sens cool (MBH)	SEER2	EER2
RAC13448B21S	RGF1L120CE20MP12	21.0	XAHD60G	1375	47.50	33.00	14.25	12.00
RAC13448B21S	RGF1L130DE20MP12	24.5	XAF/XAUD60G	1500	48.00	34.40	14.00	11.75
RAC13448B21S	RGF1L130DE20MP12	24.5	XAFD48F	1500	47.00	33.80	13.75	11.50
RAC13448B21S	RGF1L130DE20MP12	24.5	XAHD48F	1475	47.00	33.60	13.75	11.50
RAC13448B21S	RGF1L130DE20MP12	21.0	XAHD60G	1475	48.00	34.20	14.00	11.75
RAC13448B21S	RLF19080CE16MP12	21.0	XAF/XAUC60G	1475	47.00	33.80	13.40	11.00
RAC13448B21S	RLF19080CE16MP12	24.5	XAF/XAUD60G	1475	47.00	33.80	13.50	11.00
RAC13448B21S	RLF19080CE16MP12	21.0	XAHC60G	1325	47.00	32.40	14.00	11.75
RAC13448B21S	RLF19100CE20MP12	21.0	XAF/XAUC48F	1450	47.00	33.60	13.50	11.25
RAC13448B21S	RLF19100CE20MP12	21.0	XAF/XAUC60G	1475	48.00	34.20	14.00	11.75
RAC13448B21S	RLF19100CE20MP12	24.5	XAF/XAUD60G	1475	48.00	34.20	14.00	11.75
RAC13448B21S	RLF19100CE20MP12	24.5	XAFD48F	1475	47.00	33.60	13.75	11.50
RAC13448B21S	RLF19100CE20MP12	21.0	XAHC48F	1450	47.00	33.60	13.50	11.25
RAC13448B21S	RLF19100CE20MP12	21.0	XAHC60G	1475	48.00	34.20	14.00	11.75
RAC13448B21S	RLF19100CE20MP12	24.5	XAHD48F	1475	47.00	33.60	13.75	11.50
RAC13448B21S	RLF19100CE20MP12	21.0	XAHD60G	1450	47.50	33.80	13.75	11.50
RAC13448B21S	RLF1L080CE16MP11	21.0	XAF/XAUC48F	1425	46.50	33.00	13.50	11.25
RAC13448B21S	RLF1L080CE16MP11	21.0	XAF/XAUC60G	1450	47.50	33.80	13.75	11.50
RAC13448B21S	RLF1L080CE16MP11	24.5	XAF/XAUD60G	1450	47.50	33.80	13.75	11.50
RAC13448B21S	RLF1L080CE16MP11	24.5	XAFD48F	1450	47.00	33.60	13.50	11.25
RAC13448B21S	RLF1L080CE16MP11	21.0	XAHC48F	1425	46.50	33.00	13.50	11.25
RAC13448B21S	RLF1L080CE16MP11	21.0	XAHC60G	1450	47.50	33.80	13.75	11.50
RAC13448B21S	RLF1L080CE16MP11	24.5	XAHD48F	1425	46.50	33.00	13.50	11.25
RAC13448B21S	RLF1L080CE16MP11	21.0	XAHD60G	1425	47.00	33.40	13.75	11.50
RAC13448B21S	RLF1L100CE20MP11	21.0	XAF/XAUC48F	1475	47.00	33.60	13.75	11.50
RAC13448B21S	RLF1L100CE20MP11	21.0	XAF/XAUC60G	1500	48.00	34.40	14.00	11.75
RAC13448B21S	RLF1L100CE20MP11	24.5	XAF/XAUD60G	1500	48.00	34.40	14.00	11.75
RAC13448B21S	RLF1L100CE20MP11	24.5	XAFD48F	1475	47.00	33.60	13.75	11.75
RAC13448B21S	RLF1L100CE20MP11	21.0	XAHC48F	1475	47.00	33.60	13.75	11.50
RAC13448B21S	RLF1L100CE20MP11	21.0	XAHC60G	1500	48.00	34.40	14.00	11.75
RAC13448B21S	RLF1L100CE20MP11	24.5	XAHD48F	1475	47.00	33.60	13.75	11.50
RAC13448B21S	RLF1L100CE20MP11	21.0	XAHD60G	1475	48.00	34.20	14.00	11.75
RAC13448B21S	TM8Y080C16MP11	21.0	XAF/XAUC48F	1400	46.50	32.80	13.50	11.25
RAC13448B21S	TM8Y080C16MP11	21.0	XAF/XAUC60G	1425	47.50	33.60	13.75	11.50
RAC13448B21S	TM8Y080C16MP11	24.5	XAF/XAUD60G	1425	47.50	33.60	13.75	11.50
RAC13448B21S	TM8Y080C16MP11	24.5	XAFD48F	1400	46.50	32.80	13.50	11.25
RAC13448B21S	TM8Y080C16MP11	21.0	XAHC60G	1425	47.50	33.60	14.00	11.50
RAC13448B21S	TM8Y080C16MP11	24.5	XAHD48F	1400	46.50	32.80	13.50	11.25
RAC13448B21S	TM8Y080C16MP11	21.0	XAHD60G	1400	47.00	33.00	13.75	11.50
RAC13448B21S	TM8Y100C16MP11	21.0	XAF/XAUC48F	1400	46.50	32.80	13.50	11.25
RAC13448B21S	TM8Y100C16MP11	21.0	XAF/XAUC60G	1425	47.50	33.60	13.75	11.50
RAC13448B21S	TM8Y100C16MP11	24.5	XAF/XAUD60G	1425	47.50	33.60	13.75	11.50
RAC13448B21S	TM8Y100C16MP11	24.5	XAFD48F	1400	46.50	32.80	13.50	11.25
RAC13448B21S	TM8Y100C16MP11	21.0	XAHC60G	1425	47.50	33.60	14.00	11.50
RAC13448B21S	TM8Y100C16MP11	24.5	XAHD48F	1400	46.50	32.80	13.50	11.25
RAC13448B21S	TM8Y100C16MP11	21.0	XAHD60G	1400	47.00	33.00	13.75	11.50
RAC13448B21S	TM8Y100C20MP11	21.0	XAF/XAUC48F	1375	46.00	32.20	13.75	11.50
RAC13448B21S	TM8Y100C20MP11	21.0	XAF/XAUC60G	1400	48.00	33.60	14.25	11.75
RAC13448B21S	TM8Y100C20MP11	24.5	XAF/XAUD60G	1400	48.00	33.60	14.25	11.75
RAC13448B21S	TM8Y100C20MP11	24.5	XAFD48F	1400	47.00	33.00	14.00	11.75
RAC13448B21S	TM8Y100C20MP11	21.0	XAHC60G	1425	48.00	33.80	14.25	12.00
RAC13448B21S	TM8Y100C20MP11	24.5	XAHD48F	1400	47.00	33.00	14.00	11.75
RAC13448B21S	TM8Y100C20MP11	21.0	XAHD60G	1400	48.00	33.60	14.25	11.75
RAC13448B21S	TM8Y120C20MP11	21.0	XAF/XAUC48F	1375	46.00	32.20	13.75	11.50
RAC13448B21S	TM8Y120C20MP11	21.0	XAF/XAUC60G	1400	48.00	33.60	14.25	11.75
RAC13448B21S	TM8Y120C20MP11	24.5	XAF/XAUD60G	1400	48.00	33.60	14.25	11.75
RAC13448B21S	TM8Y120C20MP11	24.5	XAFD48F	1400	47.00	33.00	14.00	11.75
RAC13448B21S	TM8Y120C20MP11	21.0	XAHC60G	1425	48.00	33.80	14.25	12.00
RAC13448B21S	TM8Y120C20MP11	24.5	XAHD48F	1400	47.00	33.00	14.00	11.75
RAC13448B21S	TM8Y120C20MP11	21.0	XAHD60G	1400	48.00	33.60	14.25	11.75
RAC13448B21S	TM9Y100C20MP11	21.0	XAF/XAUC48F	1375	46.00	32.20	13.50	11.25
RAC13448B21S	TM9Y100C20MP11	21.0	XAF/XAUC60G	1400	47.00	33.00	13.75	11.50
RAC13448B21S	TM9Y100C20MP11	24.5	XAF/XAUD60G	1400	47.00	33.00	13.75	11.50

Table 12: Furnace capacity

Outdoor unit model	Furnace model	Furnace width (in.)	Indoor coil model	Rated CFM	Net cool (MBH)	Sens cool (MBH)	SEER2	EER2
RAC13448B21S	TM9Y100C20MP11	24.5	XAFD48F	1400	46.50	32.80	13.50	11.25
RAC13448B21S	TM9Y100C20MP11	21.0	XAHC48F	1375	46.00	32.20	13.50	11.25
RAC13448B21S	TM9Y100C20MP11	21.0	XAHC60G	1400	47.00	33.00	13.75	11.50
RAC13448B21S	TM9Y100C20MP11	24.5	XAHD48F	1375	46.00	32.20	13.50	11.25
RAC13448B21S	TM9Y100C20MP11	21.0	XAHD60G	1375	47.00	32.80	13.75	11.50
RAC13448B21S	TM9Y120D20MP11	24.5	XAF/XAUD60G	1450	48.00	34.00	14.00	11.75
RAC13448B21S	TM9Y120D20MP11	24.5	XAFD48F	1450	47.00	33.40	13.75	11.50
RAC13448B21S	TM9Y120D20MP11	24.5	XAHD48F	1450	47.00	33.40	13.75	11.50
RAC13448B21S	TM9Y120D20MP11	21.0	XAHD60G	1425	47.50	33.60	14.00	11.50

Furnace capacity - 5 ton

Table 13: Furnace capacity

Outdoor unit model	Furnace model	Furnace width (in.)	Indoor coil model	Rated CFM	Net cool (MBH)	Sens cool (MBH)	SEER2	EER2
RAC13460B21S	RGF19080CE20MP13	21.0	XAF/XAUC60G	1750	56.00	41.00	13.50	11.00
RAC13460B21S	RGF19080CE20MP13	24.5	XAF/XAUD60G	1775	56.00	41.00	13.40	11.25
RAC13460B21S	RGF19080CE20MP13	24.5	XAF/XAUD60H	1750	56.00	41.00	13.50	11.25
RAC13460B21S	RGF19080CE20MP13	21.0	XAFC60H	1750	56.00	41.00	13.50	11.25
RAC13460B21S	RGF19080CE20MP13	21.0	XAHC60G	1750	56.00	41.00	13.50	11.00
RAC13460B21S	RGF19080CE20MP13	21.0	XAHC60H	1750	56.00	41.00	13.50	11.25
RAC13460B21S	RGF19080CE20MP13	21.0	XAHD60G	1725	56.00	40.50	13.50	11.25
RAC13460B21S	RGF19080CE20MP13	24.5	XAHD60H	1750	56.00	41.00	13.50	11.25
RAC13460B21S	RGF19100CE20MP13	21.0	XAF/XAUC60G	1725	56.00	40.50	13.40	11.00
RAC13460B21S	RGF19100CE20MP13	24.5	XAF/XAUD60G	1600	55.00	39.00	13.40	11.25
RAC13460B21S	RGF19100CE20MP13	24.5	XAF/XAUD60H	1575	55.00	39.00	13.50	11.25
RAC13460B21S	RGF19100CE20MP13	21.0	XAFC60H	1600	55.00	39.50	13.50	11.25
RAC13460B21S	RGF19100CE20MP13	21.0	XAHC60G	1725	56.00	40.50	13.40	11.00
RAC13460B21S	RGF19100CE20MP13	21.0	XAHC60H	1600	55.00	39.50	13.50	11.25
RAC13460B21S	RGF19100CE20MP13	21.0	XAHD60G	1700	55.50	40.00	13.50	11.25
RAC13460B21S	RGF19100CE20MP13	24.5	XAHD60H	1725	55.50	40.50	13.50	11.25
RAC13460B21S	RGF19120DE20MP13	24.5	XAF/XAUD60G	1625	55.00	39.50	13.40	11.00
RAC13460B21S	RGF19120DE20MP13	24.5	XAF/XAUD60H	1625	55.00	39.50	13.40	11.25
RAC13460B21S	RGF19120DE20MP13	21.0	XAHD60G	1600	55.00	39.50	13.40	11.00
RAC13460B21S	RGF19120DE20MP13	24.5	XAHD60H	1600	55.00	39.50	13.40	11.00
RAC13460B21S	RGF1L080CE20MP12	21.0	XAF/XAUC60G	1625	55.00	39.50	13.40	11.00
RAC13460B21S	RGF1L080CE20MP12	24.5	XAF/XAUD60G	1625	55.50	39.50	13.40	11.25
RAC13460B21S	RGF1L080CE20MP12	24.5	XAF/XAUD60H	1625	55.00	39.50	13.50	11.25
RAC13460B21S	RGF1L080CE20MP12	21.0	XAFC60H	1625	55.00	39.50	13.50	11.25
RAC13460B21S	RGF1L080CE20MP12	21.0	XAHC60G	1625	55.00	39.50	13.40	11.00
RAC13460B21S	RGF1L080CE20MP12	21.0	XAHC60H	1625	55.00	39.50	13.50	11.25
RAC13460B21S	RGF1L080CE20MP12	21.0	XAHD60G	1600	55.00	39.00	13.40	11.00
RAC13460B21S	RGF1L080CE20MP12	24.5	XAHD60H	1625	55.00	39.50	13.50	11.25
RAC13460B21S	RGF1L100CE20MP12	21.0	XAF/XAUC60G	1725	55.50	40.50	13.40	11.00
RAC13460B21S	RGF1L100CE20MP12	24.5	XAF/XAUD60G	1625	55.00	39.50	13.40	11.25
RAC13460B21S	RGF1L100CE20MP12	24.5	XAF/XAUD60H	1625	55.00	39.50	13.50	11.25
RAC13460B21S	RGF1L100CE20MP12	21.0	XAFC60H	1625	55.00	39.50	13.40	11.00
RAC13460B21S	RGF1L100CE20MP12	21.0	XAHC60G	1625	55.00	39.50	13.50	11.25
RAC13460B21S	RGF1L100CE20MP12	21.0	XAHC60H	1625	55.00	39.50	13.50	11.25
RAC13460B21S	RGF1L100CE20MP12	21.0	XAHD60G	1675	55.50	40.00	13.40	11.00
RAC13460B21S	RGF1L100CE20MP12	24.5	XAHD60H	1625	55.00	39.50	13.50	11.25
RAC13460B21S	RGF1L120CE20MP12	21.0	XAF/XAUC60G	1625	55.50	39.50	13.40	11.00
RAC13460B21S	RGF1L120CE20MP12	24.5	XAF/XAUD60G	1650	55.50	40.00	13.40	11.25
RAC13460B21S	RGF1L120CE20MP12	24.5	XAF/XAUD60H	1650	55.50	40.00	13.50	11.25
RAC13460B21S	RGF1L120CE20MP12	21.0	XAFC60H	1650	55.50	40.00	13.50	11.25
RAC13460B21S	RGF1L120CE20MP12	21.0	XAHC60G	1650	55.50	40.00	13.40	11.00
RAC13460B21S	RGF1L120CE20MP12	21.0	XAHC60H	1650	55.50	40.00	13.50	11.25
RAC13460B21S	RGF1L120CE20MP12	21.0	XAHD60G	1625	55.00	39.50	13.40	11.00
RAC13460B21S	RGF1L120CE20MP12	24.5	XAHD60H	1625	55.00	39.50	13.50	11.25
RAC13460B21S	RGF1L130DE20MP12	24.5	XAF/XAUD60G	1800	56.00	41.00	13.40	11.00
RAC13460B21S	RGF1L130DE20MP12	24.5	XAF/XAUD60H	1800	56.00	41.50	13.50	11.25

Table 13: Furnace capacity

Outdoor unit model	Furnace model	Furnace width (in.)	Indoor coil model	Rated CFM	Net cool (MBH)	Sens cool (MBH)	SEER2	EER2
RAC13460B21S	RGF1L130DE20MP12	21.0	XAHD60G	1750	56.00	41.00	13.50	11.25
RAC13460B21S	RGF1L130DE20MP12	24.5	XAHD60H	1775	56.00	41.50	13.50	11.25
RAC13460B21S	TM8Y100C20MP11	21.0	XAF/XAUC60G	1725	55.50	40.50	13.40	11.00
RAC13460B21S	TM8Y100C20MP11	24.5	XAF/XAUD60G	1750	55.50	40.50	13.40	11.00
RAC13460B21S	TM8Y100C20MP11	21.0	XAFC60H	1725	55.50	41.00	13.40	11.00
RAC13460B21S	TM8Y100C20MP11	21.0	XAHC60G	1725	55.50	40.50	13.40	11.00
RAC13460B21S	TM8Y100C20MP11	21.0	XAHC60H	1725	55.50	41.00	13.40	11.00
RAC13460B21S	TM8Y100C20MP11	21.0	XAHD60G	1700	55.50	40.50	13.40	11.00
RAC13460B21S	TM8Y120C20MP11	21.0	XAF/XAUC60G	1725	55.50	40.50	13.40	11.00
RAC13460B21S	TM8Y120C20MP11	24.5	XAF/XAUD60G	1750	55.50	40.50	13.40	11.00
RAC13460B21S	TM8Y120C20MP11	21.0	XAFC60H	1725	55.50	41.00	13.40	11.00
RAC13460B21S	TM8Y120C20MP11	21.0	XAHC60G	1725	55.50	40.50	13.40	11.00
RAC13460B21S	TM8Y120C20MP11	21.0	XAHC60H	1725	55.50	41.00	13.40	11.00
RAC13460B21S	TM8Y120C20MP11	21.0	XAHD60G	1700	55.50	40.50	13.40	11.00
RAC13460B21S	TM9Y100C20MP11	21.0	XAF/XAUC60G	1575	55.00	39.00	13.40	11.00
RAC13460B21S	TM9Y100C20MP11	24.5	XAF/XAUD60G	1575	55.00	39.00	13.40	11.00
RAC13460B21S	TM9Y100C20MP11	24.5	XAF/XAUD60H	1575	55.00	39.50	13.40	11.00
RAC13460B21S	TM9Y100C20MP11	21.0	XAFC60H	1575	55.00	39.50	13.40	11.00
RAC13460B21S	TM9Y100C20MP11	21.0	XAHC60G	1575	55.00	39.00	13.40	11.00
RAC13460B21S	TM9Y100C20MP11	21.0	XAHC60H	1600	55.00	39.50	13.40	11.00
RAC13460B21S	TM9Y100C20MP11	21.0	XAHD60G	1525	54.50	38.50	13.40	11.00
RAC13460B21S	TM9Y100C20MP11	24.5	XAHD60H	1550	54.50	39.00	13.40	11.00
RAC13460B21S	TM9Y120D20MP11	24.5	XAF/XAUD60G	1700	55.50	40.50	13.40	11.00
RAC13460B21S	TM9Y120D20MP11	24.5	XAF/XAUD60H	1675	55.00	40.00	13.40	11.00
RAC13460B21S	TM9Y120D20MP11	21.0	XAHD60G	1650	55.00	39.50	13.40	11.00
RAC13460B21S	TM9Y120D20MP11	24.5	XAHD60H	1675	55.00	40.00	13.40	11.00

Furnace capacity data notes

- For rated condition information, see [Air handler capacity data notes](#).
- High-efficiency motor furnaces have blower off delay (BOD) standard.
- PSC furnaces use coil only ratings.

Applications and accessories

Refer to the *Price Manual* for specific model numbers.

Table 14: Standard application limits

Standard application limits		
Maximum line set equivalent length		80 ft
Outdoor ambient temperature limits		
Cooling operation	Maximum DB	115°F
	Minimum DB	55°F

Note: For low ambient and long line set applications, see the accessories listed below.

Non-standard line set applications: For installations with reduced diameter or long line sets, refer to the current version of the *Piping Application Guide* P/N 247077, available in the *Application Bulletins* section on www.simplygettingthejobdone.org.

OD Unit Anti-Short Cycle Kit (10 Pack) (S1-2TD08700124BK): A time delay that prevents rapid compressor restarting as a result of power interruption, limit switch operation, or thermostat resetting. Not required for AC models with factory electronic controls.

Standard Low Ambient Control Kit (S1-2LA06700424): Allows the use of air conditioning at low outdoor ambient temperatures down to +20°F (-7°C). For use with all R-410A singlestage AC models.

Advanced Low Ambient Control Kit (S1-2LA04701024): Contains the necessary components and controls to allow cooling operation down to -20°F (-29°C). For use with some R-410A single-stage AC and HP models. This accessory can only be applied to models that contain a PSC outdoor fan motor.

Low Pressure Switch Kit (S1-2PS06700524): Provides field installed low pressure (loss of charge) protection. Not required for AC models with factory electronic controls.

High Ambient Outdoor Fan Motor (S1-FHM**HT):** Class F 70°C motor to allow cooling operation up to 160°F air entering the outdoor coil. For use with all R-410A single-stage AC models containing R-410A refrigerant only.

Outdoor Communicating Board Kit (S1-33102952310): Electronic control upgrade for standard AC units to provide compatibility with the Hx™ Touch Screen Thermostat used in communicating mode.

Start Assist Kit (S1-2SA067**):** Provides increased compressor starting torque for areas with low supply voltage. Required for units with reciprocating compressors when applied with indoor TXV, and for all units when applied with long linesets or low ambient kits. May be factory installed on select AC units (see the Physical and electrical data table). Refer to the *Price Pages* or *Source 1 SmartSearch* for the correct kit for each application.

Compressor Crankcase Heater Kit (S1-025-**-***):** A wrap-around electrical resistance heater that warms the compressor sump, reducing the chance of liquid slugging on startup. Required on all long lineset and low ambient applications. Refer to the *Price Pages* or *Source 1 SmartSearch* for the correct part for each application.

Anchor Bracket Kit (S1-1HK0601): Firmly anchors unit to pad or support structure. When properly installed, approved for ground-mounted or roof-mounted applications.

Indoor TXV Kit (S1-1TVM*):** Thermal expansion valves precisely meter refrigerant for optimum performance over a wide range of conditions. See the *System charge* tables or refer to the *Price Pages* or *Source 1 Smart Search* for the TXV part number for each AC model.

Winter Cover Kit (S1-CCVRE*):** Custom fit winter cover protects AC outdoor unit from debris during the off-season. Remove before unit operation. Refer to the *Price Pages* or *Source 1 SmartSearch* for the correct cover for each application.

Touch-up Paint (S1-5130153**):** Color matched aerosol paint for touching up unit chassis and panels. Refer to the *Price Pages* or *Source 1 SmartSearch* for the correct color for each application.

Compressor Sound Blanket (S1-01007xxx000): A field installed dense foam cover that provides 2 dBA sound level reduction. Refer to the *Price Pages* or *Source 1 SmartSearch* for the correct blanket for each application.

Thermostat: Compatible thermostat controls are available through accessory sourcing. For optimum performance, these outdoor units are fully compatible with our residential *Hx™ Touch Screen Thermostats* available through *Source 1*. For more information, refer to the *Thermostats & Controllers* section of the *Offering Catalog*.

Sound power rating

Table 15: Sound power data– stage 2– Cooling – Octave Band Sound Power Level (db re. 1-pW)

Outdoor unit model	Power level 63 (Hz)	Power level 125 (Hz)	Power level 250 (Hz)	Power level 500 (Hz)	Power level 1000 (Hz)	Power level 2000 (Hz)	Power level 4000 (Hz)	Power level 8000 (Hz)	dBA	SQI
RAC13418B21S	68	69	66	67	68	67	62	56	73	19.0
RAC13424B21S	69	71	66	68	66	63	59	55	74	19.1
RAC13430B21S	68	72	64	68	64	62	59	54	73	19.1
RAC13436B21S	68	77	68	75	66	63	60	56	74	19.1
RAC13442B21S	69	73	68	70	67	65	63	59	76	19.1
RAC13448B21S	69	77	71	71	71	64	61	59	76	19.0
RAC13460B21S	69	72	73	72	71	69	66	63	77	19.1

Mechanical specifications

Manufacture and certifications

- Units shall be manufactured in an ISO 9001 certified facility.
- Units shall be certified by CSA to UL 1995/CSA 22.2 and performance certified to ANSI/AHRI Standard 210/240.
- Units shall be sound tested according to ANSI/AHRI Standard 270.
- Certified matched system ratings shall be available for download from the AHRI online directory at www.ahridirectory.org.

Unit application

- Units shall be approved for cooling operation between 55°F and 115°F without modification.
- Units shall be approved for line sets up to 80 ft equivalent length without modification.
- Units shall be approved for installation within 6 in. of a flat vertical wall without modification, according to the instructions in the technical literature.
- Units shall be certified to the 5th Edition (2014) of the Florida Building Code for a combined allowable lateral and uplift wind force of 200 psf and 100 psf, respectively, for both ground-mounted and rooftop-mounted applications up to 200 ft above grade with approved mounting kit.
- Units shall be designed to 76 dBA or less to minimize sound pollution.

Unit access

- Units shall have a removable fan guard that can be removed independently of the top for interior access through the top of the unit without damaging the coil.
- Units shall have two removable stamped steel coil guards for exterior coil access.

- Units shall have a separate compartment for electrical controls that can be accessed without disturbing the unit airflow.
- Units shall have a blockoff panel that can be removed to provide interior unit access through the side of the unit.
- Units shall have a removable blockoff panel and a swing away removable electrical panel that provides sufficient interior unit access for removing the compressor through the side of the unit.

Unit construction

- Units shall be shipped completely wired, piped, and assembled. Wiring pigtails shall be provided for field control wiring connections. Service valves shall be provided for field refrigerant line connections.
- Units shall be factory leak checked, run tested, and shipped with a holding charge of R-410A refrigerant.
- Unit cabinet components shall be G90 equivalent steel finished with powder-coat paint rated at a minimum of 500 h under ASTM B117 testing.
- Unit base pan shall be stamped G90 equivalent steel finished with powder-coat paint rated at a minimum of 500 h under ASTM B117 testing.
- Units shall have a single corner post opposite the electrical control box and two independently removable steel coil guard panels to optimize cabinet strength and serviceability.
- Units shall have L-shaped stamped sheet metal coil guards with punched and extruded slots for maximum panel durability and stiffness.
- Unit base valves shall be mounted diagonally on the unit base pan with service ports that provide sufficient clearance for low-loss hose fittings.
- Units shall be constructed with a high-pressure switch for system protection.
- Units shall be constructed with all badging and labels applied at the factory.

Unit components

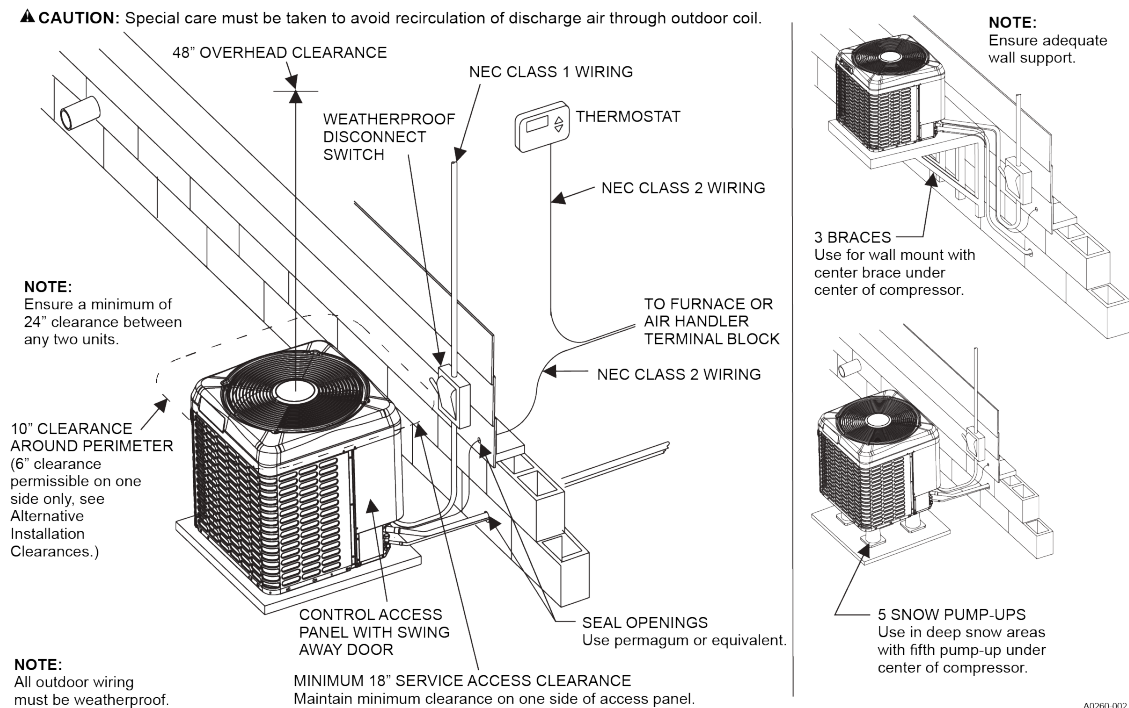
- Compressor shall be hermetic with internal electrical overload protection and internal overpressure protection.
- Compressor shall be mounted on rubber vibration isolators that do not require the removal of transportation clips or brackets.
- Outdoor fan shall be direct drive with vertical air discharge for low sound levels.
- Outdoor fan motor shall be totally enclosed with permanently lubricated ball bearings motors approved for vertical shaft applications.
- Outdoor coil shall be air cooled and have zinc-coated aluminum microchannel construction for small size and low weight.

Unit warranties

- Unit manufacturer shall provide a 10-year compressor warranty without a requirement for unit registration.
- Unit manufacturer shall provide a 5-year parts warranty without a requirement for unit registration.

Typical installation

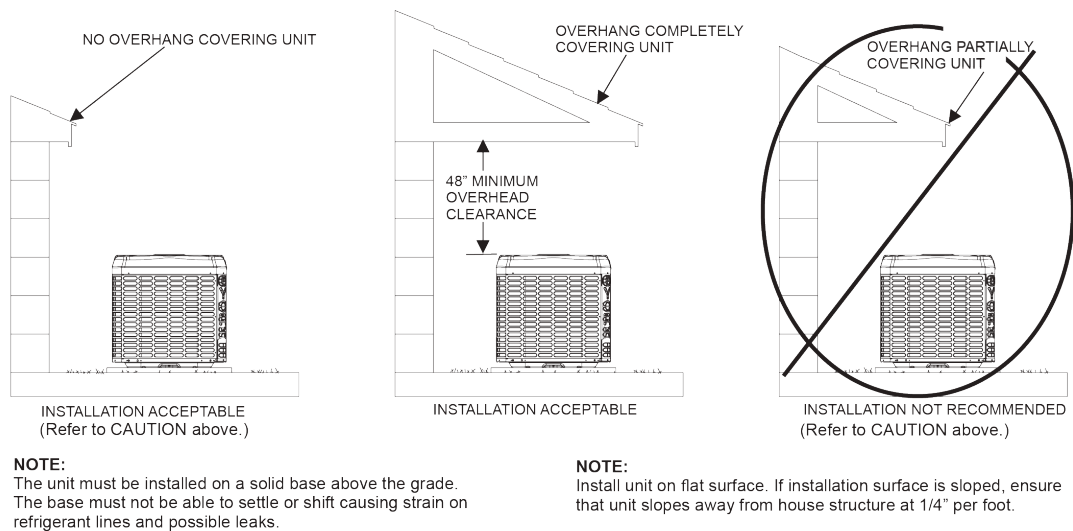
Figure 3: Typical installation



▲ CAUTION

Care must be taken to prevent ice from damaging the unit. Damage may occur from ice falling onto unit from a sloped roof or from a vertical drip line due to a partial overhang.

Figure 4: Typical installation

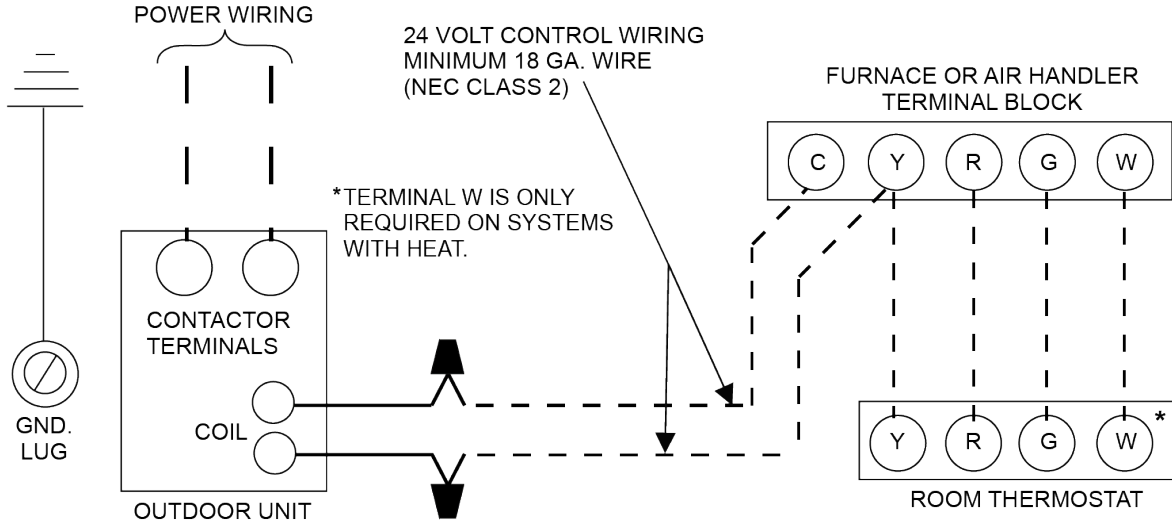


Typical field wiring

Figure 5: Typical field wiring

ALL FIELD WIRING TO BE IN ACCORDANCE WITH ELECTRIC CODE (NEC) AND/OR LOCAL CODES

— — — — — POWER WIRING
 - - - - - CONTROL WIRING
 ————— FACTORY WIRING

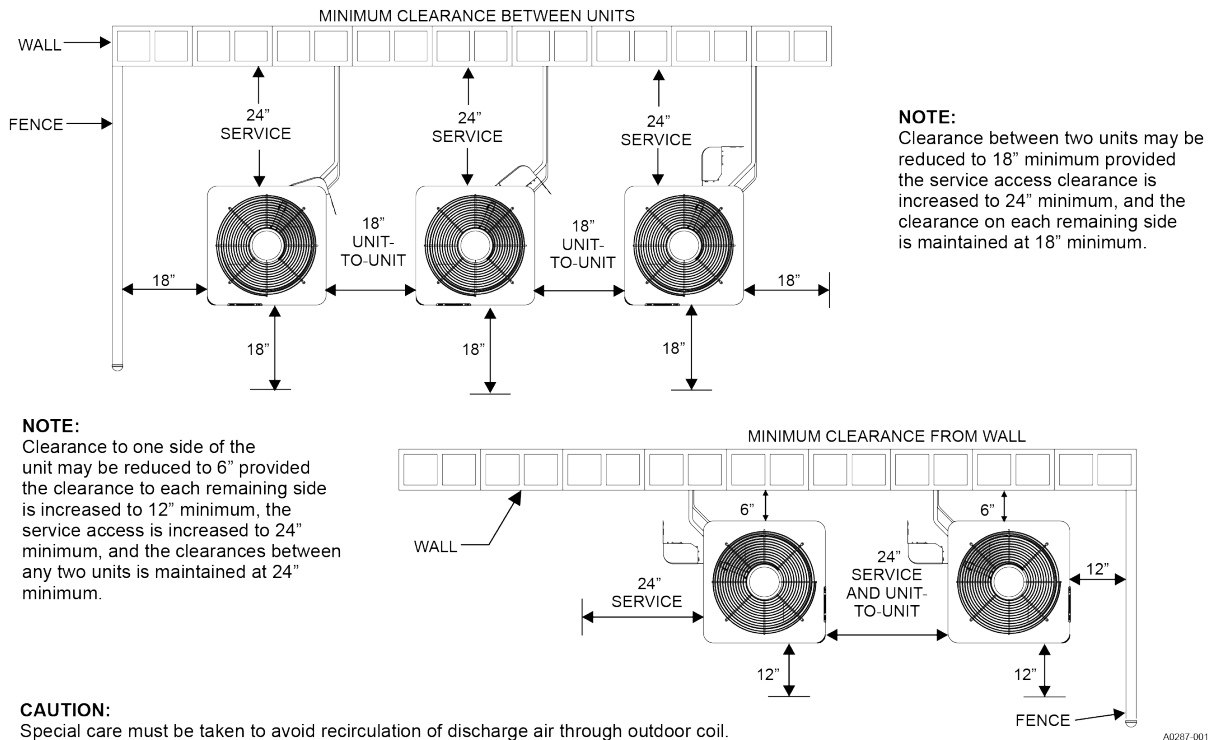


ALL OUTDOOR WIRING MUST BE WEATHERPROOF. USE COPPER CONDUCTORS ONLY.

A0158-001

Alternative installation clearances

Figure 6: Alternative installation clearances



Performance data - 1.5 ton

See the following tables for performance and multiplier data for the RAC13418B21S unit.

Condenser only performance data - 1.5 ton

Table 16: Condenser only performance data - 1.5 ton

Saturated suction at compressor		Outdoor ambient temperature													
		55°F		65°F		75°F		85°F		95°F		105°F		115°F	
Temperature (°F)	Pressure (psig)	MBH	kW	MBH	kW	MBH	kW	MBH	kW	MBH	kW	MBH	kW	MBH	kW
35	107	18.8	0.86	17.5	0.96	16.2	1.07	15.0	1.18	13.9	1.29	12.8	1.41	11.6	1.54
40	118	20.9	0.84	19.4	0.94	18.0	1.06	16.7	1.18	15.4	1.30	14.1	1.43	12.8	1.56
45	130	23.2	0.80	21.5	0.92	20.0	1.04	18.4	1.17	17.0	1.30	15.5	1.44	14.1	1.57
50	142	25.7	0.77	23.8	0.89	22.1	1.02	20.4	1.16	18.7	1.30	17.1	1.44	15.5	1.59
55	156	28.4	0.72	26.3	0.86	24.4	1.00	22.5	1.14	20.6	1.29	18.8	1.44	17.1	1.59

Condenser only performance data notes

- For outdoor unit (condenser) performance only. Data does not include the effects of air handler power or heat.
- Performance based on 15°F subcooling and 15°F superheat at the outdoor unit base valves:
 - a. Increase capacity by 1% for each 2°F increase in subcooling.
 - b. Decrease capacity by 1% for each 2°F decrease in subcooling.
- Maximum recommended condensing temperature is 140°F.

Cooling performance data - 1.5 ton

Table 17: Cooling performance data - 1.5 ton - indoor coil: XAFA18AXXN1

Air temperature entering outdoor unit (°F)	IDCFM	450					600					750					
	ID DB (°F)	80	80	75	80	80	80	80	75	80	80	80	80	80	75	80	80
	ID WB (°F)	57	62	62	67	72	57	62	62	67	72	57	62	62	67	72	
55	T.C.	18.3	19.3	19.1	20.9	22.5	20.1	20.7	20.4	22.5	23.3	21.9	22.1	21.7	24.1	24.1	
	S.C.	17.8	16.5	13.9	13.4	11.0	19.5	18.6	15.7	15.5	11.8	21.3	20.7	17.5	17.6	12.6	
	kW	1.06	1.05	1.04	1.00	0.95	1.10	1.09	1.09	1.05	1.00	1.13	1.13	1.14	1.10	1.04	
65	T.C.	17.5	18.2	18.1	20.0	23.3	19.2	19.6	19.4	21.3	23.0	21.0	20.9	20.8	22.6	22.6	
	S.C.	17.1	15.5	13.0	13.0	11.5	18.7	17.8	14.9	14.8	11.4	20.3	20.0	16.7	16.7	11.4	
	kW	1.18	1.16	1.16	1.12	1.14	1.22	1.21	1.21	1.18	1.13	1.26	1.26	1.26	1.23	1.13	
75	T.C.	16.6	17.1	17.1	19.1	24.1	18.3	18.4	18.4	20.2	22.6	20.1	19.8	19.8	21.2	21.1	
	S.C.	16.4	14.6	12.1	12.5	11.9	17.9	16.9	14.0	14.2	11.0	19.4	19.2	16.0	15.8	10.1	
	kW	1.29	1.28	1.28	1.25	1.32	1.34	1.33	1.33	1.31	1.27	1.39	1.38	1.39	1.36	1.22	
85	T.C.	16.2	16.6	16.5	18.0	21.5	17.5	17.8	17.6	19.1	21.4	18.9	18.9	18.7	20.1	21.3	
	S.C.	16.0	14.6	12.1	12.1	10.7	17.2	16.5	13.7	13.7	10.8	18.5	18.4	15.4	15.4	10.9	
	kW	1.42	1.41	1.41	1.40	1.42	1.47	1.47	1.47	1.45	1.42	1.53	1.53	1.53	1.51	1.43	
95	T.C.	15.8	16.2	15.9	16.9	18.9	16.8	17.2	16.8	18.0	20.1	17.7	18.1	17.7	19.1	21.4	
	S.C.	15.5	14.7	12.1	11.6	9.5	16.5	16.2	13.4	13.3	10.6	17.5	17.7	14.8	15.0	11.7	
	kW	1.54	1.54	1.54	1.54	1.51	1.61	1.60	1.61	1.60	1.57	1.67	1.67	1.67	1.66	1.64	
105	T.C.	14.9	15.2	14.8	16.0	17.7	15.9	16.1	15.6	17.0	18.7	16.8	17.0	16.5	18.0	19.6	
	S.C.	14.6	13.6	11.4	11.0	8.8	15.6	15.1	12.8	12.7	9.9	16.6	16.7	14.2	14.4	10.9	
	kW	1.70	1.70	1.70	1.71	1.69	1.77	1.77	1.77	1.77	1.75	1.84	1.84	1.84	1.83	1.82	
115	T.C.	14.0	14.1	13.7	15.1	16.6	15.0	15.0	14.5	16.0	17.2	16.0	15.9	15.3	16.9	17.9	
	S.C.	13.8	12.5	10.7	10.5	8.2	14.8	14.2	12.1	12.2	9.2	15.7	15.8	13.6	13.8	10.1	
	kW	1.85	1.86	1.85	1.87	1.87	1.93	1.93	1.92	1.93	1.93	2.00	2.00	2.00	1.99	1.99	

Cooling performance data notes

- All capacities include indoor fan heat. kW values are for the system (outdoor + indoor).
- Green shaded cells are ACCA (TVA) conditions.
- Blue shaded cells are AHRI conditions.

Multipliers for determining the performance with other indoor sections

Note: For dry bulb temperatures different than those listed (between 73°F to 87°F), sensible capacity increases by 1060 Btu/h per 1000 CFM per degree above the listed temperature and decreases by 1060 Btu/h per 1000 CFM per degree below the listed temperature.

Cool multiplier airhandler - 1.5 ton

Table 18: Cool multiplier air handler - 1.5 ton

Air handler model	Indoor coil model	Total capacity	Sensible capacity	kW
—	XAF/XAUA24B	1.00	1.01	1.00
—	XAFB18A	1.00	1.00	1.00
—	XAFB24B	1.00	1.01	1.00
—	XAHA18A	1.00	1.00	1.00
—	XAHA24B	1.00	1.01	1.00
—	XAHB24B	1.00	1.01	1.00
EBE15A	XAF/XAUA24B	1.00	1.05	0.94

Table 18: Cool multiplier air handler - 1.5 ton

Air handler model	Indoor coil model	Total capacity	Sensible capacity	kW
EBE15A	XAHA18A	1.00	1.05	0.96
EBE15A	XAHA24B	1.00	1.05	0.94
JMET08BS2N1	XAFB18A	1.00	1.00	0.90
JMET08BS2N1	XAFB18A	1.00	1.04	0.90
JMET08BS2N1	XAFB24B	1.00	1.01	0.90
JMET08BS2N1	XAFB24B	1.00	1.05	0.90
JMET08BS2N1	XAHB24B	1.00	1.04	0.90
JMET12BS2N1	XAFB18A	0.99	0.95	0.89
JMET12BS2N1	XAFB18A	1.00	1.01	0.92
JMET12BS2N1	XAFB24B	0.99	0.95	0.89
JMET12BS2N1	XAFB24B	1.00	1.02	0.90
JMET12BS2N1	XAHB24B	1.00	1.01	0.90
RFCB18BXEMP2S1	—	1.00	1.01	0.90

Cool multiplier furnace - 1.5 ton

Table 19: Cool multiplier furnace - 1.5 ton

Furnace model	Indoor coil model	Total capacity	Sensible capacity	kW
RGF19026AE08MP13	XAF/XAUA18A	0.99	0.95	0.95
RGF19026AE08MP13	XAF/XAUA24B	1.00	0.97	0.94
RGF19026AE08MP13	XAFB18A	0.99	0.95	0.95
RGF19026AE08MP13	XAFB24B	1.00	0.97	0.94
RGF19026AE08MP13	XAHA18A	0.99	0.95	0.95
RGF19026AE08MP13	XAHA24B	1.00	0.97	0.94
RGF19026AE08MP13	XAHB24B	1.00	0.97	0.94
RGF19040AE10MP13	XAF/XAUA18A	0.98	0.92	0.94
RGF19040AE10MP13	XAF/XAUA24B	0.98	0.91	0.92
RGF19040AE10MP13	XAFB18A	0.99	0.95	0.93
RGF19040AE10MP13	XAFB24B	1.00	0.96	0.94
RGF19040AE10MP13	XAHA18A	0.98	0.92	0.94
RGF19040AE10MP13	XAHA24B	0.98	0.91	0.92
RGF19040AE10MP13	XAHB24B	1.00	0.96	0.94
RGF19060AE10MP13	XAF/XAUA18A	0.98	0.93	0.92
RGF19060AE10MP13	XAF/XAUA24B	1.00	1.03	0.94
RGF19060AE10MP13	XAFB18A	0.98	0.93	0.92
RGF19060AE10MP13	XAFB24B	1.00	1.05	0.94
RGF19060AE10MP13	XAHA18A	1.00	1.03	0.96
RGF19060AE10MP13	XAHA24B	1.00	1.03	0.94
RGF19060AE10MP13	XAHB24B	1.00	0.95	0.94
RGF19060BE12MP13	XAFB18A	0.99	0.95	0.93
RGF19060BE12MP13	XAFB24B	1.00	0.96	0.94
RGF19060BE12MP13	XAHB24B	1.00	0.96	0.94
RGF19080BE12MP13	XAFB18A	1.00	0.98	0.94
RGF19080BE12MP13	XAFB24B	1.00	0.99	0.92
RGF19080BE12MP13	XAHB24B	1.00	0.98	0.92
RGF1L040AE12MP12	XAF/XAUA18A	1.00	1.04	0.94
RGF1L040AE12MP12	XAF/XAUA24B	1.00	0.96	0.92
RGF1L040AE12MP12	XAFB18A	1.00	1.05	0.92
RGF1L040AE12MP12	XAFB24B	1.00	1.05	0.92
RGF1L040AE12MP12	XAHA18A	1.00	1.04	0.94
RGF1L040AE12MP12	XAHA24B	1.00	0.96	0.92
RGF1L040AE12MP12	XAHB24B	1.00	0.97	0.92
RGF1L060AE12MP12	XAF/XAUA18A	1.00	1.00	0.92

Table 19: Cool multiplier furnace - 1.5 ton

Furnace model	Indoor coil model	Total capacity	Sensible capacity	kW
RGF1L060AE12MP12	XAF/XAUA24B	1.00	1.00	0.92
RGF1L060AE12MP12	XAFB18A	1.00	0.97	0.92
RGF1L060AE12MP12	XAFB24B	1.00	1.05	0.92
RGF1L060AE12MP12	XAHA18A	1.00	1.04	0.94
RGF1L060AE12MP12	XAHA24B	1.00	0.99	0.92
RGF1L060AE12MP12	XAHB24B	1.00	1.00	0.92
RGF1L080BE12MP12	XAFB18A	1.00	1.05	0.94
RGF1L080BE12MP12	XAFB24B	1.00	0.95	0.92
RGF1L080BE12MP12	XAHB24B	1.00	0.95	0.92
RGF1L100BE12MP12	XAFB18A	1.00	1.01	0.92
RGF1L100BE12MP12	XAFB24B	1.00	1.02	0.92
RGF1L100BE12MP12	XAHB24B	1.00	1.00	0.92
RGF29040AE12MP11	XAF/XAUA18A	1.00	0.98	0.98
RGF29040AE12MP11	XAF/XAUA24B	1.00	0.98	0.96
RGF29040AE12MP11	XAFB18A	0.99	0.97	0.97
RGF29040AE12MP11	XAFB24B	1.00	0.98	0.96
RGF29040AE12MP11	XAHA18A	1.00	0.98	0.98
RGF29040AE12MP11	XAHA24B	1.00	0.98	0.96
RGF29040AE12MP11	XAHB24B	1.00	0.98	0.96
RLF19060BE12MP12	XAFB18A	1.00	1.04	0.96
RLF19060BE12MP12	XAFB24B	1.00	1.06	0.94
RLF19060BE12MP12	XAHB24B	0.99	0.92	0.93
RLF1L060AE12MP11	XAF/XAUA18A	1.00	1.02	0.94
RLF1L060AE12MP11	XAF/XAUA24B	1.00	1.03	0.92
RLF1L060AE12MP11	XAFB18A	1.00	1.04	0.94
RLF1L060AE12MP11	XAFB24B	1.00	1.04	0.92
RLF1L060AE12MP11	XAHA18A	1.00	1.02	0.94
RLF1L060AE12MP11	XAHA24B	1.00	1.03	0.92
RLF1L060AE12MP11	XAHB24B	1.00	1.04	0.92
TM8Y060A12MP11	XAF/XAUA18A	1.00	1.00	0.94
TM8Y060A12MP11	XAF/XAUA24B	1.00	1.00	0.92
TM8Y060A12MP11	XAFB18A	1.00	1.00	0.94
TM8Y060A12MP11	XAFB24B	1.00	1.02	0.92
TM8Y060A12MP11	XAHA18A	1.00	1.00	0.94
TM8Y060A12MP11	XAHA24B	1.00	0.96	0.92
TM8Y060A12MP11	XAHB24B	1.00	1.00	0.92
TM8Y080B12MP11	XAFB18A	1.00	1.01	0.92
TM8Y080B12MP11	XAFB24B	1.00	1.02	0.92
TM8Y080B12MP11	XAHB24B	1.00	1.02	0.92
TM9Y060B12MP11	XAFB18A	1.00	1.05	0.94
TM9Y060B12MP11	XAFB24B	0.99	0.93	0.93
TM9Y060B12MP11	XAHB24B	0.99	0.93	0.93
TM9Y080B12MP11	XAFB18A	0.98	0.93	0.92
TM9Y080B12MP11	XAFB24B	1.00	0.95	0.92
TM9Y080B12MP11	XAHB24B	0.99	0.92	0.93

Performance data - 2 ton

See the following tables for performance and multiplier data for the RAC13424B21S unit.

Condenser only performance data - 2 ton

Table 20: Condenser only performance data - 2 ton

Saturated suction at compressor		Outdoor ambient temperature													
Temperature	Pressure	55°F		65°F		75°F		85°F		95°F		105°F		115°F	
(°F)	(psig)	MBH	kW	MBH	kW	MBH	kW	MBH	kW	MBH	kW	MBH	kW	MBH	kW
35	107	24.9	0.98	23.4	1.18	21.9	1.37	20.4	1.55	18.9	1.73	17.3	1.89	15.7	2.06
40	118	27.4	0.96	25.8	1.17	24.3	1.37	22.7	1.55	21.0	1.74	19.3	1.91	17.5	2.09
45	130	30.1	0.94	28.5	1.16	26.8	1.36	25.0	1.56	23.2	1.75	21.4	1.94	19.5	2.12
50	142	33.1	0.92	31.3	1.15	29.4	1.36	27.5	1.57	25.6	1.76	23.6	1.96	21.6	2.14
55	156	36.1	0.90	34.2	1.14	32.2	1.36	30.2	1.57	28.1	1.78	26.0	1.98	23.8	2.17

Condenser only performance data notes

- For outdoor unit (condenser) performance only. Data does not include the effects of air handler power or heat.
- Performance based on 15°F subcooling and 15°F superheat at the outdoor unit base valves:
 - a. Increase capacity by 1% for each 2°F increase in subcooling.
 - b. Decrease capacity by 1% for each 2°F decrease in subcooling.
- Maximum recommended condensing temperature is 140°F.

Cooling performance data - 2 ton

Table 21: Cooling performance data - 2 ton - indoor coil: XAFA24BXXN1

Air temperature entering outdoor unit (°F)	IDCFM	600					800					1200					
	ID DB (°F)	80	80	75	80	80	80	80	75	80	80	80	80	80	75	80	80
	ID WB (°F)	57	62	62	67	72	57	62	62	67	72	57	62	62	67	72	
55	T.C.	22.2	24.8	24.6	27.3	29.9	24.0	26.2	26.0	28.9	31.4	25.9	27.6	27.3	30.4	32.9	
	S.C.	21.9	19.8	17.0	17.2	14.0	23.7	23.1	19.3	19.7	15.6	25.6	26.3	21.6	22.2	17.3	
	kW	1.36	1.35	1.35	1.31	1.27	1.42	1.41	1.42	1.38	1.34	1.48	1.48	1.49	1.45	1.41	
65	T.C.	21.5	23.7	23.8	26.3	29.2	23.3	25.0	25.1	27.7	30.6	25.1	26.2	26.4	29.1	32.1	
	S.C.	21.3	19.4	16.5	16.7	13.6	23.0	22.4	18.9	19.2	15.4	24.8	25.4	21.3	21.6	17.1	
	kW	1.51	1.50	1.50	1.48	1.45	1.58	1.58	1.58	1.55	1.53	1.65	1.65	1.66	1.63	1.60	
75	T.C.	20.9	22.6	23.0	25.2	28.5	22.6	23.7	24.3	26.5	29.9	24.3	24.9	25.6	27.8	31.3	
	S.C.	20.6	18.9	15.9	16.2	13.3	22.3	21.8	18.4	18.6	15.1	24.0	24.6	20.9	21.1	17.0	
	kW	1.67	1.66	1.66	1.65	1.63	1.75	1.74	1.74	1.73	1.71	1.82	1.82	1.83	1.81	1.79	
85	T.C.	20.2	21.6	21.8	24.0	27.2	21.9	22.7	22.9	25.1	28.5	23.5	23.7	24.0	26.3	29.7	
	S.C.	20.0	18.6	15.5	15.7	12.9	21.6	21.0	17.9	18.1	14.7	23.2	23.4	20.3	20.6	16.5	
	kW	1.84	1.84	1.84	1.84	1.83	1.93	1.93	1.93	1.92	1.91	2.01	2.01	2.02	2.01	1.99	
95	T.C.	19.6	20.7	20.6	22.8	25.9	21.1	21.6	21.6	23.8	27.0	22.7	22.6	22.5	24.8	28.1	
	S.C.	19.3	18.2	15.1	15.2	12.6	20.9	20.2	17.4	17.6	14.3	22.4	22.3	19.7	20.0	16.0	
	kW	2.02	2.02	2.03	2.03	2.02	2.11	2.11	2.12	2.12	2.11	2.20	2.20	2.21	2.20	2.20	
105	T.C.	18.5	19.5	19.4	21.6	24.4	19.9	20.5	20.3	22.6	25.4	21.3	21.5	21.2	23.5	26.5	
	S.C.	18.3	17.5	14.6	14.8	12.0	19.7	19.4	16.8	17.1	13.7	21.0	21.2	19.0	19.4	15.3	
	kW	2.26	2.27	2.27	2.27	2.27	2.35	2.36	2.36	2.36	2.36	2.45	2.44	2.45	2.45	2.45	
115	T.C.	17.5	18.4	18.3	20.5	22.8	18.7	19.4	19.1	21.4	23.9	19.9	20.4	20.0	22.2	25.0	
	S.C.	17.3	16.9	14.0	14.3	11.5	18.5	18.5	16.2	16.6	13.0	19.7	20.2	18.4	18.9	14.6	
	kW	2.50	2.50	2.51	2.50	2.51	2.59	2.59	2.60	2.60	2.61	2.68	2.68	2.68	2.69	2.70	

Cooling performance data notes

- All capacities include indoor fan heat. kW values are for the system (outdoor + indoor).
- Green shaded cells are ACCA (TVA) conditions.
- Blue shaded cells are AHRI conditions.

Multipliers for determining the performance with other indoor sections

Note: For dry bulb temperatures different than those listed (between 73°F to 87°F), sensible capacity increases by 1060 Btu/h per 1000 CFM per degree above the listed temperature and decreases by 1060 Btu/h per 1000 CFM per degree below the listed temperature.

Cool multiplier airhandler - 2 ton

Table 22: Cool multiplier air handler - 2 ton

Air handler model	Indoor coil model	Total capacity	Sensible capacity	kW
—	XAF/XAUB30C	1.01	1.03	0.99
—	XAFB24B	1.01	1.01	0.99
—	XAFC30C	1.01	1.03	0.99
—	XAHA24B	1.01	1.01	0.99
—	XAHB24B	1.01	1.01	0.99
—	XAHB30C	1.01	1.03	0.99
—	XAHC30C	1.01	1.03	0.99

Table 22: Cool multiplier air handler - 2 ton

Air handler model	Indoor coil model	Total capacity	Sensible capacity	kW
EBE15A	XAF/XAUA24B	1.01	0.96	0.91
EBE15A	XAF/XAUB30C	1.01	0.99	0.87
EBE15A	XAFB24B	1.01	0.97	0.89
EBE15A	XAFC30C	1.01	0.99	0.87
EBE15A	XAHA24B	1.01	0.96	0.91
EBE15A	XAHB24B	1.01	0.97	0.89
EBE15A	XAHB30C	1.01	0.98	0.87
EBE15A	XAHC30C	1.01	0.99	0.87
JMET08BS2N1	XAF/XAUB30C	1.01	1.02	0.91
JMET08BS2N1	XAF/XAUB30C	1.01	0.97	0.91
JMET08BS2N1	XAFB24B	1.01	0.99	0.93
JMET08BS2N1	XAFB24B	1.01	0.95	0.93
JMET08BS2N1	XAHB24B	1.01	0.95	0.93
JMET08BS2N1	XAHB30C	1.01	0.97	0.91
JMET12BS2N1	XAF/XAUB30C	1.01	1.02	0.91
JMET12BS2N1	XAF/XAUB30C	1.01	1.00	0.91
JMET12BS2N1	XAFB24B	1.01	1.00	0.93
JMET12BS2N1	XAFB24B	1.01	0.98	0.93
JMET12BS2N1	XAHB24B	1.01	0.98	0.93
JMET12BS2N1	XAHB30C	1.01	0.99	0.91
JMET12CS2N1	XAFC30C	1.01	1.02	0.91
JMET12CS2N1	XAFC30C	1.01	1.06	0.91
JMET12CS2N1	XAHC30C	1.01	1.05	0.93
JMET16CS2N1	XAFC30C	1.01	1.02	0.91
JMET16CS2N1	XAFC30C	1.01	1.06	0.91
JMET16CS2N1	XAHC30C	1.01	1.05	0.91
RFCB18BXEMP2S1	—	1.01	0.96	0.93
RFCB24CXEMP2N1	—	1.01	0.98	0.91

Cool multiplier furnace - 2 ton

Table 23: Cool multiplier furnace - 2 ton

Furnace model	Indoor coil model	Total capacity	Sensible capacity	kW
RGF19026AE08MP13	XAF/XAUA24B	1.01	0.98	0.97
RGF19026AE08MP13	XAF/XAUB30C	1.00	1.00	0.92
RGF19026AE08MP13	XAFB24B	1.00	0.97	0.96
RGF19026AE08MP13	XAHA24B	1.01	0.98	0.97
RGF19026AE08MP13	XAHB24B	1.00	0.97	0.96
RGF19026AE08MP13	XAHB30C	1.00	0.99	0.92
RGF19040AE10MP13	XAF/XAUA24B	1.01	0.95	0.93
RGF19040AE10MP13	XAF/XAUB30C	1.00	0.97	0.94
RGF19040AE10MP13	XAFB24B	1.00	0.95	0.92
RGF19040AE10MP13	XAHA24B	1.01	0.95	0.93
RGF19040AE10MP13	XAHB24B	1.00	0.95	0.92
RGF19040AE10MP13	XAHB30C	1.00	0.97	0.94
RGF19060AE10MP13	XAF/XAUA24B	1.00	0.94	0.96
RGF19060AE10MP13	XAF/XAUB30C	1.00	0.96	0.94
RGF19060AE10MP13	XAFB24B	1.00	0.95	0.96
RGF19060AE10MP13	XAHA24B	1.01	0.95	0.93
RGF19060AE10MP13	XAHB24B	1.00	0.94	0.96
RGF19060AE10MP13	XAHB30C	1.00	0.95	0.94
RGF19060BE12MP13	XAF/XAUB30C	1.01	1.02	0.95
RGF19060BE12MP13	XAFB24B	1.01	0.99	0.93

Table 23: Cool multiplier furnace - 2 ton

Furnace model	Indoor coil model	Total capacity	Sensible capacity	kW
RGF19060BE12MP13	XAFC30C	1.01	1.02	0.95
RGF19060BE12MP13	XAHB24B	1.01	0.99	0.93
RGF19060BE12MP13	XAHB30C	1.01	1.01	0.95
RGF19060BE12MP13	XAHC30C	1.01	1.01	0.95
RGF19080BE12MP13	XAF/XAUB30C	1.00	0.91	0.94
RGF19080BE12MP13	XAFB24B	0.98	0.89	0.92
RGF19080BE12MP13	XAFC30C	1.00	0.91	0.94
RGF19080BE12MP13	XAHB24B	1.01	0.98	0.97
RGF19080BE12MP13	XAHB30C	1.01	1.00	0.95
RGF19080BE12MP13	XAHC30C	1.00	0.92	0.94
RGF19080CE16MP13	XAFC30C	1.01	0.97	0.93
RGF19080CE16MP13	XAHC30C	1.01	0.96	0.93
RGF19100CE16MP13	XAFC30C	1.01	0.98	0.93
RGF19100CE16MP13	XAHC30C	1.01	0.98	0.93
RGF1L040AE12MP12	XAF/XAUA24B	1.01	0.95	0.95
RGF1L040AE12MP12	XAF/XAUB30C	1.00	0.97	0.92
RGF1L040AE12MP12	XAFB24B	1.00	0.95	0.94
RGF1L040AE12MP12	XAHA24B	1.01	0.95	0.95
RGF1L040AE12MP12	XAHB24B	1.00	0.95	0.94
RGF1L040AE12MP12	XAHB30C	1.00	0.97	0.92
RGF1L060AE12MP12	XAF/XAUA24B	0.99	0.91	0.93
RGF1L060AE12MP12	XAF/XAUB30C	1.00	0.94	0.92
RGF1L060AE12MP12	XAFB24B	1.00	0.95	0.94
RGF1L060AE12MP12	XAHA24B	0.98	0.89	0.92
RGF1L060AE12MP12	XAHB24B	0.99	0.91	0.93
RGF1L060AE12MP12	XAHB30C	1.00	0.93	0.92
RGF1L080BE12MP12	XAF/XAUB30C	1.00	0.98	0.92
RGF1L080BE12MP12	XAFB24B	1.01	0.97	0.95
RGF1L080BE12MP12	XAFC30C	1.00	0.98	0.92
RGF1L080BE12MP12	XAHB24B	1.01	0.97	0.95
RGF1L080BE12MP12	XAHB30C	1.01	0.98	0.95
RGF1L080BE12MP12	XAHC30C	1.00	0.98	0.92
RGF1L080CE16MP12	XAFC30C	1.01	0.98	0.93
RGF1L080CE16MP12	XAHC30C	1.01	0.98	0.93
RGF1L100BE12MP12	XAF/XAUB30C	1.01	0.99	0.93
RGF1L100BE12MP12	XAFB24B	1.00	0.93	0.94
RGF1L100BE12MP12	XAFC30C	1.00	0.98	0.92
RGF1L100BE12MP12	XAHB24B	1.01	0.97	0.95
RGF1L100BE12MP12	XAHB30C	1.01	0.98	0.95
RGF1L100BE12MP12	XAHC30C	1.00	0.94	0.92
RGF1L100CE16MP12	XAFC30C	1.01	0.97	0.93
RGF1L100CE16MP12	XAHC30C	1.01	0.97	0.93
RGF1L120CE16MP12	XAFC30C	1.01	0.98	0.93
RGF1L120CE16MP12	XAHC30C	1.01	0.97	0.93
RGF29040AE12MP11	XAF/XAUA24B	1.01	0.95	0.97
RGF29040AE12MP11	XAF/XAUB30C	1.00	0.92	0.94
RGF29040AE12MP11	XAFB24B	1.00	0.95	0.96
RGF29040AE12MP11	XAHA24B	1.01	0.95	0.97
RGF29040AE12MP11	XAHB24B	1.00	0.95	0.96
RGF29040AE12MP11	XAHB30C	1.00	0.96	0.92
RLF19060BE12MP12	XAF/XAUB30C	1.01	0.98	0.95
RLF19060BE12MP12	XAFB24B	1.01	0.97	0.95
RLF19060BE12MP12	XAFC30C	1.00	0.97	0.94

Table 23: Cool multiplier furnace - 2 ton

Furnace model	Indoor coil model	Total capacity	Sensible capacity	kW
RLF19060BE12MP12	XAHB24B	1.01	0.95	0.97
RLF19060BE12MP12	XAHB30C	1.01	0.97	0.95
RLF19060BE12MP12	XAHC30C	1.00	0.97	0.94
RLF19080CE16MP12	XAFC30C	1.01	0.97	0.93
RLF19080CE16MP12	XAHC30C	1.01	0.97	0.93
RLF19100CE20MP12	XAFC30C	1.01	1.05	0.93
RLF19100CE20MP12	XAHC30C	1.01	1.05	0.95
RLF1L060AE12MP11	XAF/XAUA24B	1.00	0.94	0.94
RLF1L060AE12MP11	XAF/XAUB30C	1.00	0.96	0.92
RLF1L060AE12MP11	XAFB24B	1.00	0.94	0.94
RLF1L060AE12MP11	XAHA24B	1.00	0.94	0.94
RLF1L060AE12MP11	XAHB24B	1.00	0.94	0.94
RLF1L060AE12MP11	XAHB30C	1.00	0.96	0.94
RLF1L080CE16MP11	XAFC30C	1.01	0.98	0.93
RLF1L080CE16MP11	XAHC30C	1.01	0.98	0.93
RLF1L100CE20MP11	XAFC30C	1.01	1.02	0.93
RLF1L100CE20MP11	XAHC30C	1.01	1.01	0.93
TM8Y060A12MP11	XAF/XAUA24B	0.99	0.91	0.93
TM8Y060A12MP11	XAF/XAUB30C	1.00	0.94	0.92
TM8Y060A12MP11	XAFB24B	1.00	0.93	0.94
TM8Y060A12MP11	XAHA24B	0.99	0.91	0.93
TM8Y060A12MP11	XAHB24B	0.99	0.91	0.93
TM8Y060A12MP11	XAHB30C	1.00	0.93	0.94
TM8Y080B12MP11	XAF/XAUB30C	1.00	0.95	0.92
TM8Y080B12MP11	XAFB24B	1.00	0.93	0.94
TM8Y080B12MP11	XAFC30C	1.00	0.95	0.92
TM8Y080B12MP11	XAHB24B	1.00	0.93	0.94
TM8Y080B12MP11	XAHB30C	1.00	0.94	0.92
TM8Y080B12MP11	XAHC30C	1.00	0.94	0.92
TM8Y080C16MP11	XAFC30C	1.01	0.99	0.93
TM8Y080C16MP11	XAHC30C	1.01	0.99	0.93
TM8Y100C16MP11	XAFC30C	1.01	0.99	0.93
TM8Y100C16MP11	XAHC30C	1.01	0.99	0.93
TM8Y100C20MP11	XAFC30C	1.01	0.99	0.93
TM8Y100C20MP11	XAHC30C	1.01	0.99	0.93
TM8Y120C20MP11	XAFC30C	1.01	0.99	0.93
TM8Y120C20MP11	XAHC30C	1.01	0.99	0.93
TM9Y060B12MP11	XAF/XAUB30C	1.01	0.98	0.95
TM9Y060B12MP11	XAFB24B	1.01	0.97	0.95
TM9Y060B12MP11	XAFC30C	1.00	0.97	0.94
TM9Y060B12MP11	XAHB24B	1.01	0.95	0.97
TM9Y060B12MP11	XAHB30C	1.01	0.97	0.95
TM9Y060B12MP11	XAHC30C	1.00	0.97	0.94
TM9Y080B12MP11	XAF/XAUB30C	1.01	0.99	0.95
TM9Y080B12MP11	XAFB24B	1.01	0.97	0.95
TM9Y080B12MP11	XAFC30C	1.00	0.98	0.94
TM9Y080B12MP11	XAHB24B	1.01	0.97	0.95
TM9Y080B12MP11	XAHB30C	1.01	0.99	0.95
TM9Y080B12MP11	XAHC30C	1.00	0.98	0.94
TM9Y080C16MP11	XAFC30C	1.01	1.00	0.95
TM9Y080C16MP11	XAHC30C	1.01	1.00	0.95
TM9Y100C16MP11	XAFC30C	1.01	1.00	0.93

Table 23: Cool multiplier furnace - 2 ton

Furnace model	Indoor coil model	Total capacity	Sensible capacity	kW
TM9Y100C16MP11	XAHC30C	1.01	0.99	0.95
TM9Y100C20MP11	XAHC30C	1.01	1.07	0.95

Performance data - 2.5 ton

See the following tables for performance and multiplier data for the RAC13430B21S unit.

Condenser only performance data - 2.5 ton

Table 24: Condenser only performance data - 2.5 ton

Saturated suction at compressor		Outdoor ambient temperature													
Temperature (°F)	Pressure (psig)	55°F		65°F		75°F		85°F		95°F		105°F		115°F	
		MBH	kW	MBH	kW	MBH	kW	MBH	kW	MBH	kW	MBH	kW	MBH	kW
35	107	30.4	1.25	29.0	1.44	27.4	1.63	25.7	1.83	23.8	2.06	21.9	2.31	20.0	2.61
40	118	33.4	1.25	31.9	1.44	30.1	1.63	28.2	1.84	26.3	2.06	24.2	2.32	22.1	2.62
45	130	36.6	1.26	34.9	1.45	33.0	1.64	31.0	1.85	28.9	2.08	26.7	2.33	24.5	2.63
50	142	40.1	1.27	38.2	1.46	36.1	1.66	33.9	1.86	31.6	2.09	29.3	2.35	27.0	2.65
55	156	43.8	1.29	41.6	1.48	39.4	1.68	37.0	1.88	34.6	2.12	32.1	2.38	29.6	2.68

Condenser only performance data notes

- For outdoor unit (condenser) performance only. Data does not include the effects of air handler power or heat.
- Performance based on 15°F subcooling and 15°F superheat at the outdoor unit base valves:
 - a. Increase capacity by 1% for each 2°F increase in subcooling.
 - b. Decrease capacity by 1% for each 2°F decrease in subcooling.
- Maximum recommended condensing temperature is 140°F.

Cooling performance data - 2.5 ton

Table 25: Cooling performance data - 2.5 ton - indoor coil: XAFB30CXXN1

Air temperature entering outdoor unit (°F)	IDCFM	800					1000					1200				
	ID DB (°F)	80	80	75	80	80	80	80	75	80	80	80	80	75	80	80
	ID WB (°F)	57	62	62	67	72	57	62	62	67	72	57	62	62	67	72
55	T.C.	28.6	29.7	29.8	32.8	35.6	30.0	30.7	44.3	33.9	36.7	31.4	31.6	58.8	35.0	37.7
	S.C.	28.6	26.1	22.0	22.1	17.8	30.0	28.8	24.4	24.1	18.7	31.4	31.6	26.7	26.1	19.6
	kW	1.60	1.58	1.58	1.55	1.54	1.67	1.65	1.66	1.63	1.62	1.74	1.73	1.73	1.71	1.71
65	T.C.	27.4	28.8	29.2	31.7	35.0	28.9	29.8	37.0	32.9	36.2	30.3	30.8	44.8	34.1	37.4
	S.C.	27.4	25.6	21.6	21.6	17.3	28.9	28.3	23.9	23.7	18.5	30.3	30.8	26.2	25.8	19.7
	kW	1.80	1.79	1.79	1.77	1.76	1.88	1.86	1.87	1.85	1.84	1.96	1.94	1.95	1.93	1.93
75	T.C.	26.2	27.9	28.5	30.6	34.5	27.7	28.9	29.7	31.9	35.8	29.2	29.9	30.8	33.1	37.0
	S.C.	26.2	25.0	21.1	21.0	16.9	27.7	27.8	23.4	23.2	18.4	29.2	29.9	25.7	25.4	19.9
	kW	2.01	1.99	2.00	1.99	1.97	2.09	2.08	2.08	2.07	2.06	2.17	2.16	2.16	2.15	2.14
85	T.C.	25.5	26.8	27.2	29.3	33.1	26.8	27.7	28.3	30.3	34.3	28.1	28.7	29.3	31.4	35.6
	S.C.	25.5	24.6	20.5	20.5	16.5	26.8	27.4	22.7	22.6	17.8	28.1	28.7	25.0	24.8	19.2
	kW	2.23	2.23	2.23	2.23	2.22	2.32	2.31	2.32	2.31	2.31	2.42	2.40	2.41	2.40	2.40
95	T.C.	24.8	25.6	25.9	27.9	31.7	25.9	26.6	26.9	28.8	32.9	27.0	27.5	27.8	29.7	34.1
	S.C.	24.8	24.1	19.9	20.0	16.1	25.9	26.6	22.1	22.0	17.3	27.0	27.5	24.3	24.1	18.5
	kW	2.46	2.46	2.46	2.47	2.47	2.56	2.55	2.55	2.56	2.57	2.67	2.64	2.65	2.65	2.66
105	T.C.	23.5	24.2	22.8	26.5	29.7	25.9	25.1	24.4	27.3	30.9	28.3	26.0	25.9	28.2	32.1
	S.C.	23.5	23.2	18.5	19.2	15.3	25.9	25.1	20.9	21.3	16.5	28.3	26.0	23.3	23.3	17.7
	kW	2.93	2.91	2.70	2.91	2.89	3.01	2.97	2.89	2.99	2.97	3.10	3.04	3.08	3.07	3.06
115	T.C.	22.2	22.8	19.9	25.0	27.7	25.8	23.7	22.0	25.9	29.0	29.5	24.6	24.1	26.8	30.2
	S.C.	22.2	22.4	17.1	18.5	14.6	25.8	23.7	19.8	20.5	15.8	29.5	24.6	22.4	22.6	16.9
	kW	3.38	3.35	2.93	3.33	3.29	3.45	3.39	3.22	3.40	3.37	3.53	3.42	3.51	3.47	3.45

Cooling performance data notes

- All capacities include indoor fan heat. kW values are for the system (outdoor + indoor).
- Green shaded cells are ACCA (TVA) conditions.
- Blue shaded cells are AHRI conditions.

Multipliers for determining the performance with other indoor sections

Note: For dry bulb temperatures different than those listed (between 73°F to 87°F), sensible capacity increases by 1060 Btu/h per 1000 CFM per degree above the listed temperature and decreases by 1060 Btu/h per 1000 CFM per degree below the listed temperature.

Cool multiplier airhandler - 2.5 ton

Table 26: Cool multiplier air handler - 2.5 ton

Air handler model	Indoor coil model	Total capacity	Sensible capacity	kW
—	XAF/XAUB36D	1.00	0.98	1.00
—	XAFC30C	1.00	1.00	1.00
—	XAHB30C	1.00	1.00	1.00
—	XAHB36D	0.99	0.95	0.99
—	XAHC30C	1.00	1.00	1.00
—	XAHC36D	1.00	0.98	1.00
EBE15A	XAF/XAUB30C	1.00	0.95	0.94

Table 26: Cool multiplier air handler - 2.5 ton

Air handler model	Indoor coil model	Total capacity	Sensible capacity	kW
EBE15A	XAF/XAUB36D	1.00	0.94	0.94
EBE15A	XAFC30C	1.00	0.95	0.94
EBE15A	XAHB30C	1.00	0.95	0.96
EBE15A	XAHB36D	1.00	0.93	0.96
EBE15A	XAHC30C	1.00	0.95	0.96
EBE15A	XAHC36D	1.00	0.94	0.94
JMET12BS2N1	XAF/XAUB30C	0.99	0.91	0.91
JMET12BS2N1	XAF/XAUB36D	1.03	1.05	0.97
JMET12BS2N1	XAHB30C	1.03	1.06	0.98
JMET12CS2N1	XAFC30C	1.02	0.98	0.94
JMET12CS2N1	XAHC30C	1.01	0.97	0.95
JMET12CS2N1	XAHC36D	1.01	0.95	0.93
JMET16CS2N1	XAFC30C	1.02	0.98	0.94
JMET16CS2N1	XAHC30C	1.01	0.97	0.93
JMET16CS2N1	XAHC36D	1.01	0.95	0.93
RFCB30DXEMP2N1	—	1.02	0.97	0.96
RFCB36DXEMP2N1	—	1.03	1.05	0.99
RFCC36DXEMP2N1	—	0.99	0.90	0.91

Cool multiplier furnace - 2.5 ton

Table 27: Cool multiplier furnace - 2.5 ton

Furnace model	Indoor coil model	Total capacity	Sensible capacity	kW
RGF19040AE10MP13	XAF/XAUB30C	0.99	0.96	0.99
RGF19040AE10MP13	XAF/XAUB36D	0.99	0.93	0.99
RGF19040AE10MP13	XAHB30C	0.98	0.94	0.98
RGF19040AE10MP13	XAHB36D	0.98	0.92	0.98
RGF19060AE10MP13	XAF/XAUB30C	0.99	0.96	0.97
RGF19060AE10MP13	XAF/XAUB36D	0.99	0.95	0.97
RGF19060AE10MP13	XAHB30C	0.99	0.95	0.99
RGF19060AE10MP13	XAHB36D	0.99	0.94	0.99
RGF19060BE12MP13	XAF/XAUB30C	0.99	0.93	0.95
RGF19060BE12MP13	XAF/XAUB36D	0.99	0.90	0.94
RGF19060BE12MP13	XAFC30C	0.99	0.93	0.95
RGF19060BE12MP13	XAHB30C	0.99	0.91	0.94
RGF19060BE12MP13	XAHB36D	0.99	0.95	0.99
RGF19060BE12MP13	XAHC30C	0.99	0.91	0.94
RGF19060BE12MP13	XAHC36D	0.99	0.90	0.94
RGF19080BE12MP13	XAF/XAUB30C	1.01	0.97	0.96
RGF19080BE12MP13	XAF/XAUB36D	1.00	0.95	0.96
RGF19080BE12MP13	XAFC30C	1.01	0.97	0.96
RGF19080BE12MP13	XAHB30C	1.00	0.95	0.98
RGF19080BE12MP13	XAHB36D	0.99	0.93	0.97
RGF19080BE12MP13	XAHC30C	1.01	0.97	0.96
RGF19080BE12MP13	XAHC36D	1.00	0.95	0.96
RGF19080CE16MP13	XAFC30C	1.01	0.97	0.95
RGF19080CE16MP13	XAHC30C	1.01	0.96	0.94
RGF19080CE16MP13	XAHC36D	1.01	0.95	0.94
RGF19080CE20MP13	XAFC30C	1.02	1.01	0.96
RGF19080CE20MP13	XAHC30C	1.02	1.01	0.96
RGF19080CE20MP13	XAHC36D	1.02	0.99	0.96
RGF19100CE16MP13	XAFC30C	1.01	0.95	0.94
RGF19100CE16MP13	XAHC30C	1.00	0.95	0.94

Table 27: Cool multiplier furnace - 2.5 ton

Furnace model	Indoor coil model	Total capacity	Sensible capacity	kW
RGF19100CE16MP13	XAHC36D	1.00	0.93	0.94
RGF19100CE20MP13	XAFC30C	1.02	1.00	0.96
RGF19100CE20MP13	XAHC30C	1.02	1.00	0.96
RGF19100CE20MP13	XAHC36D	1.02	0.98	0.96
RGF1L040AE12MP12	XAF/XAUB30C	1.01	0.96	0.94
RGF1L040AE12MP12	XAF/XAUB36D	1.00	0.93	0.94
RGF1L040AE12MP12	XAHB30C	0.99	0.94	0.95
RGF1L040AE12MP12	XAHB36D	0.99	0.90	0.94
RGF1L060AE12MP12	XAF/XAUB30C	1.01	0.96	0.94
RGF1L060AE12MP12	XAF/XAUB36D	1.00	0.93	0.94
RGF1L060AE12MP12	XAHB30C	1.00	0.95	0.96
RGF1L060AE12MP12	XAHB36D	0.99	0.91	0.94
RGF1L080BE12MP12	XAF/XAUB30C	1.01	0.96	0.96
RGF1L080BE12MP12	XAF/XAUB36D	1.00	0.93	0.96
RGF1L080BE12MP12	XAFC30C	1.01	0.96	0.96
RGF1L080BE12MP12	XAHB30C	1.00	0.95	0.96
RGF1L080BE12MP12	XAHB36D	0.99	0.91	0.94
RGF1L080BE12MP12	XAHC30C	1.01	0.96	0.96
RGF1L080BE12MP12	XAHC36D	1.00	0.93	0.96
RGF1L080CE16MP12	XAFC30C	1.01	0.95	0.94
RGF1L080CE16MP12	XAHC30C	1.00	0.95	0.94
RGF1L080CE16MP12	XAHC36D	1.01	0.94	0.94
RGF1L080CE20MP12	XAFC30C	1.03	1.03	0.96
RGF1L080CE20MP12	XAHC30C	1.02	1.01	0.96
RGF1L080CE20MP12	XAHC36D	1.02	0.99	0.96
RGF1L100BE12MP12	XAF/XAUB30C	1.01	0.98	0.97
RGF1L100BE12MP12	XAF/XAUB36D	1.01	0.95	0.96
RGF1L100BE12MP12	XAFC30C	1.01	0.98	0.97
RGF1L100BE12MP12	XAHB30C	1.01	0.97	0.96
RGF1L100BE12MP12	XAHB36D	1.00	0.95	0.96
RGF1L100BE12MP12	XAHC30C	1.01	0.98	0.97
RGF1L100BE12MP12	XAHC36D	1.01	0.95	0.96
RGF1L100CE16MP12	XAFC30C	1.01	0.97	0.95
RGF1L100CE16MP12	XAHC30C	1.01	0.96	0.94
RGF1L100CE16MP12	XAHC36D	1.00	0.93	0.94
RGF1L100CE20MP12	XAFC30C	1.03	1.03	0.96
RGF1L100CE20MP12	XAHC30C	1.02	1.01	0.96
RGF1L100CE20MP12	XAHC36D	1.03	1.00	0.96
RGF1L120CE16MP12	XAFC30C	1.01	0.97	0.95
RGF1L120CE16MP12	XAHC30C	1.01	0.97	0.95
RGF1L120CE16MP12	XAHC36D	1.01	0.95	0.94
RGF1L120CE20MP12	XAFC30C	1.03	1.05	0.96
RGF1L120CE20MP12	XAHC30C	1.02	1.03	0.98
RGF1L120CE20MP12	XAHC36D	1.02	1.00	0.96
RGF29040AE12MP11	XAF/XAUB30C	0.98	0.93	0.98
RLF19060BE12MP12	XAF/XAUB30C	1.00	0.96	0.98
RLF19060BE12MP12	XAF/XAUB36D	0.99	0.94	0.97
RLF19060BE12MP12	XAFC30C	1.00	0.96	0.98
RLF19060BE12MP12	XAHB30C	0.99	0.95	0.97
RLF19060BE12MP12	XAHB36D	0.99	0.93	0.96
RLF19060BE12MP12	XAHC30C	1.00	0.96	0.98
RLF19060BE12MP12	XAHC36D	0.99	0.94	0.97
RLF19080CE16MP12	XAFC30C	1.01	0.98	0.95

Table 27: Cool multiplier furnace - 2.5 ton

Furnace model	Indoor coil model	Total capacity	Sensible capacity	kW
RLF19080CE16MP12	XAHC30C	1.01	0.97	0.96
RLF19080CE16MP12	XAHC36D	1.01	0.95	0.94
RLF19100CE20MP12	XAFC30C	1.01	0.97	0.95
RLF19100CE20MP12	XAHC30C	1.01	0.95	0.94
RLF19100CE20MP12	XAHC36D	1.01	0.94	0.94
RLF1L060AE12MP11	XAF/XAUB30C	1.01	0.97	0.96
RLF1L060AE12MP11	XAF/XAUB36D	1.01	0.95	0.96
RLF1L060AE12MP11	XAHB30C	1.00	0.95	0.96
RLF1L060AE12MP11	XAHB36D	0.99	0.93	0.95
RLF1L080CE16MP11	XAFC30C	1.01	0.97	0.95
RLF1L080CE16MP11	XAHC30C	1.01	0.97	0.95
RLF1L080CE16MP11	XAHC36D	1.01	0.95	0.94
RLF1L100CE20MP11	XAFC30C	0.99	0.92	0.93
RLF1L100CE20MP11	XAHC30C	0.99	0.91	0.93
RLF1L100CE20MP11	XAHC36D	0.99	0.90	0.93
TM8Y060A12MP11	XAF/XAUB30C	0.99	0.92	0.93
TM8Y060A12MP11	XAF/XAUB36D	1.00	0.97	0.98
TM8Y060A12MP11	XAHB30C	1.00	0.98	0.98
TM8Y060A12MP11	XAHB36D	1.00	0.96	0.98
TM8Y080B12MP11	XAF/XAUB30C	0.99	0.93	0.93
TM8Y080B12MP11	XAF/XAUB36D	0.99	0.9	0.92
TM8Y080B12MP11	XAFC30C	0.99	0.93	0.93
TM8Y080B12MP11	XAHB30C	0.99	0.91	0.94
TM8Y080B12MP11	XAHB36D	0.99	0.9	0.92
TM8Y080B12MP11	XAHC30C	0.99	0.93	0.93
TM8Y080B12MP11	XAHC36D	0.99	0.90	0.92
TM8Y080C16MP11	XAFC30C	1.02	1.00	0.96
TM8Y080C16MP11	XAHC30C	1.01	0.99	0.95
TM8Y080C16MP11	XAHC36D	1.01	0.96	0.95
TM8Y100C16MP11	XAFC30C	1.02	1.00	0.96
TM8Y100C16MP11	XAHC30C	1.01	0.99	0.95
TM8Y100C16MP11	XAHC36D	1.01	0.96	0.95
TM8Y100C20MP11	XAFC30C	1.02	1.01	0.96
TM8Y100C20MP11	XAHC30C	1.02	1.00	0.96
TM8Y100C20MP11	XAHC36D	1.02	0.98	0.96
TM8Y120C20MP11	XAFC30C	1.02	1.01	0.96
TM8Y120C20MP11	XAHC30C	1.02	1.00	0.96
TM8Y120C20MP11	XAHC36D	1.02	0.98	0.96
TM9Y060B12MP11	XAF/XAUB30C	0.99	0.92	0.94
TM9Y060B12MP11	XAF/XAUB36D	0.99	0.90	0.94
TM9Y060B12MP11	XAFC30C	0.99	0.92	0.94
TM9Y060B12MP11	XAHB30C	0.99	0.91	0.96
TM9Y060B12MP11	XAHB36D	0.99	0.90	0.96
TM9Y060B12MP11	XAHC30C	0.99	0.92	0.94
TM9Y060B12MP11	XAHC36D	0.99	0.90	0.94
TM9Y080B12MP11	XAF/XAUB30C	1.00	0.95	0.96
TM9Y080B12MP11	XAF/XAUB36D	0.99	0.92	0.95
TM9Y080B12MP11	XAFC30C	1.00	0.95	0.96
TM9Y080B12MP11	XAHB30C	0.99	0.93	0.94
TM9Y080B12MP11	XAHB36D	0.99	0.90	0.94
TM9Y080B12MP11	XAHC30C	0.99	0.94	0.95
TM9Y080B12MP11	XAHC36D	0.99	0.91	0.94
TM9Y080C16MP11	XAFC30C	1.01	0.99	0.97

Table 27: Cool multiplier furnace - 2.5 ton

Furnace model	Indoor coil model	Total capacity	Sensible capacity	kW
TM9Y080C16MP11	XAHC30C	1.01	0.99	0.97
TM9Y080C16MP11	XAHC36D	1.01	0.96	0.97
TM9Y100C16MP11	XAFC30C	1.01	0.99	0.97
TM9Y100C16MP11	XAHC30C	1.01	0.98	0.96
TM9Y100C16MP11	XAHC36D	1.01	0.96	0.97
TM9Y100C20MP11	XAFC30C	1.01	0.99	0.97
TM9Y100C20MP11	XAHC30C	1.01	0.98	0.96
TM9Y100C20MP11	XAHC36D	1.01	0.95	0.96

Performance data - 3 ton

See the following tables for performance and multiplier data for the RAC13436B21S unit.

Condenser only performance data - 3 ton

Table 28: Condenser only performance data - 3 ton

Saturated suction at compressor		Outdoor ambient temperature													
Temperature (°F)	Pressure (psig)	55°F		65°F		75°F		85°F		95°F		105°F		115°F	
		MBH	kW	MBH	kW	MBH	kW	MBH	kW	MBH	kW	MBH	kW	MBH	kW
35	107	36.8	1.41	35.2	1.69	33.4	1.94	31.3	2.20	29.1	2.47	26.7	2.77	24.2	3.14
40	118	40.6	1.44	38.8	1.71	36.8	1.96	34.5	2.21	32.0	2.48	29.5	2.78	26.9	3.14
45	130	44.6	1.49	42.6	1.75	40.3	1.99	37.8	2.23	35.2	2.49	32.5	2.79	29.6	3.15
50	142	48.9	1.54	46.6	1.79	44.1	2.03	41.4	2.26	38.5	2.51	35.5	2.81	32.5	3.16
55	156	53.3	1.62	50.8	1.85	48.0	2.07	45.0	2.30	42.0	2.55	38.8	2.84	35.5	3.18

Condenser only performance data notes

- For outdoor unit (condenser) performance only. Data does not include the effects of air handler power or heat.
- Performance based on 15°F subcooling and 15°F superheat at the outdoor unit base valves:
 - a. Increase capacity by 1% for each 2°F increase in subcooling.
 - b. Decrease capacity by 1% for each 2°F decrease in subcooling.
- Maximum recommended condensing temperature is 140°F.

Cooling performance data - 3 ton

Table 29: Cooling performance data - 3 ton - indoor coil: XAFB36DXXN1

Air temperature entering outdoor unit (°F)	IDCFM	950					1150					1350					
	ID DB (°F)	80	80	75	80	80	80	80	75	80	80	80	80	80	75	80	80
	ID WB (°F)	57	62	62	67	72	57	62	62	67	72	57	62	62	67	72	
55	T.C.	32.5	36.0	36.0	39.7	42.9	34.4	37.3	37.3	41.0	44.3	36.4	38.6	38.5	42.2	45.7	
	S.C.	32.5	30.7	26.1	26.3	21.3	34.4	33.8	28.3	28.5	22.9	36.4	36.8	30.6	30.7	24.5	
	kW	2.02	2.02	2.02	2.00	1.99	2.08	2.09	2.09	2.08	2.07	2.15	2.16	2.16	2.15	2.14	
65	T.C.	31.8	34.7	34.9	38.4	42.1	33.7	36.0	36.2	39.7	43.5	35.7	37.2	37.5	41.0	44.8	
	S.C.	31.8	29.9	25.4	25.7	20.9	33.7	33.0	27.8	28.1	22.7	35.7	36.1	30.3	30.4	24.4	
	kW	2.27	2.27	2.27	2.25	2.23	2.33	2.33	2.34	2.32	2.31	2.39	2.40	2.41	2.39	2.38	
75	T.C.	31.0	33.3	33.8	37.2	41.3	33.0	34.6	35.1	38.5	42.7	35.1	35.9	36.4	39.9	44.0	
	S.C.	31.0	29.1	24.7	25.2	20.6	33.0	32.2	27.3	27.6	22.5	35.1	35.3	29.9	30.1	24.3	
	kW	2.52	2.51	2.52	2.50	2.48	2.58	2.58	2.59	2.57	2.55	2.64	2.64	2.66	2.64	2.62	
85	T.C.	30.1	32.1	32.4	35.7	39.8	32.1	33.3	33.6	37.0	41.1	34.0	34.5	34.7	38.2	42.4	
	S.C.	30.1	28.6	24.2	24.6	20.1	32.1	31.6	26.7	27.1	22.0	34.0	34.5	29.1	29.6	23.8	
	kW	2.80	2.80	2.80	2.78	2.77	2.86	2.86	2.87	2.86	2.85	2.93	2.93	2.94	2.93	2.93	
95	T.C.	29.3	30.9	31.0	34.3	38.3	31.1	32.0	32.0	35.4	39.5	32.9	33.1	33.0	36.5	40.7	
	S.C.	29.3	28.2	23.7	24.0	19.7	31.1	31.0	26.0	26.6	21.5	32.9	33.1	28.3	29.1	23.3	
	kW	3.08	3.08	3.08	3.07	3.07	3.15	3.15	3.15	3.15	3.15	3.22	3.22	3.23	3.22	3.23	
105	T.C.	27.8	29.1	29.2	32.5	36.2	29.5	30.2	30.1	33.5	37.3	31.2	31.3	31.1	34.5	38.5	
	S.C.	27.8	27.3	22.9	23.4	19.0	29.5	29.7	25.2	25.9	20.7	31.2	31.3	27.4	28.4	22.5	
	kW	3.57	3.59	3.59	3.55	3.53	3.63	3.64	3.65	3.62	3.61	3.68	3.69	3.71	3.69	3.69	
115	T.C.	26.4	27.4	27.4	30.8	34.1	28.0	28.5	28.3	31.7	35.2	29.6	29.6	29.2	32.6	36.3	
	S.C.	26.4	26.5	22.2	22.8	18.3	28.0	28.4	24.4	25.2	19.9	29.6	29.6	26.6	27.7	21.6	
	kW	4.06	4.09	4.09	4.02	3.98	4.09	4.12	4.14	4.08	4.05	4.13	4.15	4.18	4.14	4.13	

Cooling performance data notes

- All capacities include indoor fan heat. kW values are for the system (outdoor + indoor).
- Green shaded cells are ACCA (TVA) conditions.
- Blue shaded cells are AHRI conditions.

Multipliers for determining the performance with other indoor sections

① **Note:** For dry bulb temperatures different than those listed (between 73°F to 87°F), sensible capacity increases by 1060 Btu/h per 1000 CFM per degree above the listed temperature and decreases by 1060 Btu/h per 1000 CFM per degree below the listed temperature.

Cool multiplier airhandler - 3 ton

Table 30: Cool multiplier air handler - 3 ton

Air handler model	Indoor coil model	Total capacity	Sensible capacity	kW
—	XAF/XAUC42E	1.00	1.00	1.00
—	XAFB36E	1.00	0.99	1.00
—	XAFC36D	1.00	1.00	1.00
—	XAHC36D	1.00	1.00	1.00
—	XAHC42E	1.00	1.00	1.00
EBE15A	XAF/XAUB36D	1.01	0.98	0.97
EBE15A	XAF/XAUC42E	1.02	0.98	0.97

Table 30: Cool multiplier air handler - 3 ton

Air handler model	Indoor coil model	Total capacity	Sensible capacity	kW
EBE15A	XAFB36E	1.01	0.97	0.97
EBE15A	XAFC36D	1.01	0.98	0.97
EBE15A	XAHB36D	1.00	0.95	0.98
EBE15A	XAHC36D	1.01	0.98	0.97
EBE15A	XAHC42E	1.02	0.98	0.97
JMET12BS2N1	XAF/XAUB36D	1.01	1.02	0.98
JMET12BS2N1	XAF/XAUB36D	1.02	1.01	0.95
JMET12BS2N1	XAFB36E	1.01	1.02	0.98
JMET12BS2N1	XAFB36E	1.02	1.00	0.95
JMET12BS4N1	XAF/XAUB36D	1.02	1.02	0.97
JMET12BS4N1	XAFB36E	1.02	1.03	0.97
JMET12CS2N1	XAF/XAUC42E	1.01	0.97	0.96
JMET12CS2N1	XAF/XAUC42E	1.02	0.99	0.93
JMET12CS2N1	XAFC36D	1.01	0.97	0.96
JMET12CS2N1	XAFC36D	1.02	0.98	0.95
JMET12CS2N1	XAHC36D	1.02	0.98	0.95
JMET12CS2N1	XAHC42E	1.02	0.98	0.95
JMET12CS4N1	XAF/XAUC42E	1.01	0.95	0.92
JMET12CS4N1	XAFC36D	1.01	0.95	0.94
JMET12CS4N1	XAHC36D	1.00	0.93	0.94
JMET12CS4N1	XAHC42E	1.00	0.93	0.94
JMET16CS2N1	XAF/XAUC42E	1.01	0.97	0.96
JMET16CS2N1	XAFC36D	1.00	0.96	0.96
JMET18DS2N1	XAFD42E	1.01	0.96	0.96
RFCB36DXEMP2N1	—	1.02	1.02	0.97
RFCC36DXEMP2N1	—	1.02	1.01	0.95

Cool multiplier furnace - 3 ton

Table 31: Cool multiplier furnace - 3 ton

Furnace model	Indoor coil model	Total capacity	Sensible capacity	kW
RGF19060AE10MP13	XAF/XAUB36D	0.99	0.95	0.99
RGF19060AE10MP13	XAFB36E	0.99	0.96	0.99
RGF19060BE12MP13	XAF/XAUB36D	0.98	0.92	0.96
RGF19060BE12MP13	XAF/XAUC42E	0.98	0.92	0.96
RGF19060BE12MP13	XAFB36E	0.98	0.92	0.96
RGF19060BE12MP13	XAFC36D	0.98	0.92	0.96
RGF19060BE12MP13	XAHB36D	1.00	0.98	1.00
RGF19060BE12MP13	XAHC36D	0.98	0.92	0.96
RGF19060BE12MP13	XAHC42E	0.98	0.92	0.96
RGF19080BE12MP13	XAF/XAUB36D	1.00	0.98	1.00
RGF19080BE12MP13	XAF/XAUC42E	1.01	1.00	0.98
RGF19080BE12MP13	XAFB36E	1.01	0.99	1.01
RGF19080BE12MP13	XAFC36D	1.01	0.99	1.01
RGF19080BE12MP13	XAHB36D	1.00	0.98	1.00
RGF19080BE12MP13	XAHC36D	1.00	0.98	1.00
RGF19080BE12MP13	XAHC42E	1.01	0.99	1.01
RGF19080CE16MP13	XAF/XAUC42E	1.01	0.99	0.97
RGF19080CE16MP13	XAFC36D	1.01	0.98	0.98
RGF19080CE16MP13	XAHC36D	1.01	0.98	0.98
RGF19080CE16MP13	XAHC42E	1.01	0.99	0.99
RGF19080CE20MP13	XAF/XAUC42E	1.01	0.95	0.94
RGF19080CE20MP13	XAFC36D	1.01	0.95	0.94

Table 31: Cool multiplier furnace - 3 ton

Furnace model	Indoor coil model	Total capacity	Sensible capacity	kW
RGF19080CE20MP13	XAHC36D	1.00	0.95	0.96
RGF19080CE20MP13	XAHC42E	1.00	0.95	0.96
RGF19100CE16MP13	XAF/XAUC42E	1.01	1.00	0.97
RGF19100CE16MP13	XAFC36D	1.01	0.98	0.99
RGF19100CE16MP13	XAHC36D	1.01	0.98	0.98
RGF19100CE16MP13	XAHC42E	1.01	0.99	0.99
RGF19100CE20MP13	XAF/XAUC42E	1.00	0.95	0.94
RGF19100CE20MP13	XAFC36D	1.00	0.95	0.94
RGF19100CE20MP13	XAHC36D	0.99	0.93	0.95
RGF19100CE20MP13	XAHC42E	1.00	0.94	0.96
RGF1L040AE12MP12	XAF/XAUB36D	1.01	0.98	0.98
RGF1L040AE12MP12	XAFB36E	1.01	0.98	0.98
RGF1L040AE12MP12	XAHB36D	1.00	0.97	0.98
RGF1L060AE12MP12	XAF/XAUB36D	1.01	0.98	1.01
RGF1L060AE12MP12	XAFB36E	1.01	0.99	0.98
RGF1L060AE12MP12	XAHB36D	1.00	0.98	1.00
RGF1L080BE12MP12	XAF/XAUB36D	1.01	0.98	1.01
RGF1L080BE12MP12	XAF/XAUC42E	1.01	0.99	0.98
RGF1L080BE12MP12	XAFB36E	1.01	0.99	1.01
RGF1L080BE12MP12	XAFC36D	1.01	0.98	1.01
RGF1L080BE12MP12	XAHB36D	1.00	0.98	1.00
RGF1L080BE12MP12	XAHC36D	1.01	0.98	1.01
RGF1L080BE12MP12	XAHC42E	1.01	0.99	1.01
RGF1L080CE16MP12	XAF/XAUC42E	1.01	0.98	0.97
RGF1L080CE16MP12	XAFC36D	1.01	0.98	0.96
RGF1L080CE16MP12	XAHC36D	1.01	0.98	0.96
RGF1L080CE16MP12	XAHC42E	1.01	0.98	0.97
RGF1L080CE20MP12	XAF/XAUC42E	1.01	0.95	0.94
RGF1L080CE20MP12	XAFC36D	1.01	0.95	0.94
RGF1L080CE20MP12	XAHC36D	1.00	0.95	0.96
RGF1L080CE20MP12	XAHC42E	1.00	0.95	0.96
RGF1L100BE12MP12	XAF/XAUB36D	1.01	0.98	0.98
RGF1L100BE12MP12	XAF/XAUC42E	0.99	0.92	0.95
RGF1L100BE12MP12	XAFB36E	1.01	0.98	0.98
RGF1L100BE12MP12	XAFC36D	0.99	0.92	0.95
RGF1L100BE12MP12	XAHB36D	1.00	0.98	1.00
RGF1L100BE12MP12	XAHC36D	1.01	0.98	0.98
RGF1L100BE12MP12	XAHC42E	1.01	0.98	0.98
RGF1L100CE16MP12	XAF/XAUC42E	1.01	0.99	0.97
RGF1L100CE16MP12	XAFC36D	1.01	0.99	0.97
RGF1L100CE16MP12	XAHC36D	1.01	0.98	0.97
RGF1L100CE16MP12	XAHC42E	1.01	0.99	0.97
RGF1L100CE20MP12	XAF/XAUC42E	1.01	0.96	0.94
RGF1L100CE20MP12	XAFC36D	1.01	0.95	0.94
RGF1L100CE20MP12	XAHC36D	1.01	0.95	0.96
RGF1L100CE20MP12	XAHC42E	1.01	0.96	0.94
RGF1L120CE16MP12	XAF/XAUC42E	1.01	0.99	0.97
RGF1L120CE16MP12	XAFC36D	1.01	0.99	0.97
RGF1L120CE16MP12	XAHC36D	1.01	0.98	0.97
RGF1L120CE16MP12	XAHC42E	1.01	0.99	0.97
RGF1L120CE20MP12	XAF/XAUC42E	1.02	0.98	0.95
RGF1L120CE20MP12	XAFC36D	1.01	0.98	0.95
RGF1L120CE20MP12	XAHC36D	1.01	0.96	0.96

Table 31: Cool multiplier furnace - 3 ton

Furnace model	Indoor coil model	Total capacity	Sensible capacity	kW
RGF1L120CE20MP12	XAHC42E	1.01	0.97	0.97
RLF19060BE12MP12	XAF/XAUC42E	1.00	0.99	1.00
RLF19060BE12MP12	XAFC36D	1.00	0.98	1.00
RLF19080CE16MP12	XAF/XAUC42E	1.01	1.00	0.97
RLF19080CE16MP12	XAFC36D	1.01	0.99	0.99
RLF19080CE16MP12	XAHC36D	1.01	0.98	0.98
RLF19080CE16MP12	XAHC42E	1.01	0.99	0.99
RLF19100CE20MP12	XAF/XAUC42E	1.00	0.95	0.94
RLF19100CE20MP12	XAFC36D	1.00	0.95	0.94
RLF19100CE20MP12	XAHC36D	0.99	0.93	0.95
RLF19100CE20MP12	XAHC42E	0.99	0.93	0.95
RLF1L060AE12MP11	XAF/XAUB36D	1.01	0.98	1.01
RLF1L060AE12MP11	XAFB36E	1.01	0.98	1.01
RLF1L060AE12MP11	XAHB36D	0.99	0.96	0.99
RLF1L080CE16MP11	XAF/XAUC42E	1.01	0.99	0.97
RLF1L080CE16MP11	XAFC36D	1.01	0.98	0.96
RLF1L080CE16MP11	XAHC36D	1.01	0.98	0.98
RLF1L080CE16MP11	XAHC42E	1.01	0.98	0.97
RLF1L100CE20MP11	XAF/XAUC42E	1.01	0.97	0.95
RLF1L100CE20MP11	XAFC36D	1.01	0.97	0.95
RLF1L100CE20MP11	XAHC36D	1.01	0.95	0.94
RLF1L100CE20MP11	XAHC42E	1.01	0.96	0.94
TM8Y060A12MP11	XAF/XAUB36D	0.99	0.93	0.97
TM8Y060A12MP11	XAFB36E	0.99	0.93	0.97
TM8Y060A12MP11	XAHB36D	0.98	0.92	0.98
TM8Y080B12MP11	XAF/XAUB36D	1.00	0.95	0.98
TM8Y080B12MP11	XAF/XAUC42E	1.01	0.97	0.98
TM8Y080B12MP11	XAFB36E	1.00	0.96	0.98
TM8Y080B12MP11	XAFC36D	1.00	0.96	0.98
TM8Y080B12MP11	XAHB36D	0.99	0.95	0.97
TM8Y080B12MP11	XAHC36D	1.00	0.95	0.98
TM8Y080B12MP11	XAHC42E	1.00	0.96	0.98
TM8Y080C16MP11	XAF/XAUC42E	1.00	0.94	0.94
TM8Y080C16MP11	XAFC36D	1.00	0.94	0.94
TM8Y080C16MP11	XAHC36D	0.99	0.92	0.95
TM8Y080C16MP11	XAHC42E	0.99	0.92	0.95
TM8Y100C16MP11	XAF/XAUC42E	1.00	0.94	0.94
TM8Y100C16MP11	XAFC36D	1.00	0.94	0.94
TM8Y100C16MP11	XAHC36D	0.99	0.92	0.95
TM8Y100C16MP11	XAHC42E	0.99	0.92	0.95
TM8Y100C20MP11	XAF/XAUC42E	1.00	0.95	0.94
TM8Y100C20MP11	XAFC36D	1.00	0.95	0.94
TM8Y100C20MP11	XAHC36D	0.99	0.93	0.93
TM8Y100C20MP11	XAHC42E	1.00	0.94	0.94
TM8Y120C20MP11	XAF/XAUC42E	1.00	0.95	0.94
TM8Y120C20MP11	XAFC36D	1.00	0.95	0.94
TM8Y120C20MP11	XAHC36D	0.99	0.93	0.93
TM8Y120C20MP11	XAHC42E	1.00	0.94	0.94
TM9Y060B12MP11	XAF/XAUB36D	0.99	0.94	0.99
TM9Y060B12MP11	XAF/XAUC42E	0.99	0.95	0.99
TM9Y060B12MP11	XAFB36E	0.99	0.94	0.99
TM9Y060B12MP11	XAFC36D	0.99	0.94	0.99
TM9Y060B12MP11	XAHB36D	0.98	0.93	0.98

Table 31: Cool multiplier furnace - 3 ton

Furnace model	Indoor coil model	Total capacity	Sensible capacity	kW
TM9Y060B12MP11	XAHC36D	0.99	0.94	0.99
TM9Y060B12MP11	XAHC42E	0.99	0.94	0.99
TM9Y080B12MP11	XAF/XAUB36D	0.99	0.95	0.97
TM9Y080B12MP11	XAF/XAUC42E	1.00	0.97	0.98
TM9Y080B12MP11	XAFB36E	0.99	0.95	0.97
TM9Y080B12MP11	XAFC36D	1.00	0.97	0.98
TM9Y080B12MP11	XAHB36D	0.99	0.95	0.99
TM9Y080B12MP11	XAHC36D	0.99	0.95	0.97
TM9Y080B12MP11	XAHC42E	0.99	0.95	0.97
TM9Y080C16MP11	XAF/XAUC42E	0.99	0.93	0.95
TM9Y080C16MP11	XAFC36D	0.99	0.92	0.95
TM9Y080C16MP11	XAHC36D	0.99	0.92	0.95
TM9Y080C16MP11	XAHC42E	0.99	0.92	0.95
TM9Y100C16MP11	XAF/XAUC42E	0.99	0.92	0.95
TM9Y100C16MP11	XAFC36D	0.99	0.92	0.95
TM9Y100C16MP11	XAHC36D	0.99	0.92	0.95
TM9Y100C16MP11	XAHC42E	1.01	0.98	0.98
TM9Y100C20MP11	XAF/XAUC42E	0.99	0.92	0.95
TM9Y100C20MP11	XAFC36D	0.99	0.92	0.95
TM9Y100C20MP11	XAHC36D	1.01	0.99	0.98
TM9Y100C20MP11	XAHC42E	1.01	0.99	0.98

Performance data - 3.5 ton

See the following tables for performance and multiplier data for the RAC13442B21S unit.

Condenser only performance data - 3.5 ton

Table 32: Condenser only performance data - 3.5 ton

Saturated suction at compressor		Outdoor ambient temperature													
Temperature	Pressure	55°F		65°F		75°F		85°F		95°F		105°F		115°F	
(°F)	(psig)	MBH	kW	MBH	kW	MBH	kW	MBH	kW	MBH	kW	MBH	kW	MBH	kW
35	107	40.8	1.87	38.8	2.02	36.6	2.23	34.4	2.49	31.9	2.80	29.4	3.17	26.7	3.59
40	118	44.8	1.87	42.6	2.02	40.2	2.23	37.7	2.49	35.2	2.81	32.5	3.18	29.7	3.60
45	130	49.0	1.86	46.5	2.02	43.9	2.23	41.2	2.50	38.5	2.82	35.6	3.19	32.6	3.61
50	142	53.3	1.86	50.5	2.02	47.7	2.23	44.8	2.51	41.9	2.83	38.8	3.21	35.7	3.63
55	156	57.7	1.85	54.6	2.02	51.6	2.24	48.5	2.52	45.3	2.85	42.1	3.23	38.8	3.66

Condenser only performance data notes

- For outdoor unit (condenser) performance only. Data does not include the effects of air handler power or heat.
- Performance based on 15°F subcooling and 15°F superheat at the outdoor unit base valves:
 - a. Increase capacity by 1% for each 2°F increase in subcooling.
 - b. Decrease capacity by 1% for each 2°F decrease in subcooling.
- Maximum recommended condensing temperature is 140°F.

Cooling performance data - 3.5 ton

Table 33: Cooling performance data - 3.5 ton - indoor coil: XAFC42EXXN1

Air temperature entering outdoor unit (°F)	IDCFM	1200					1400					1600					
	ID DB (°F)	80	80	75	80	80	80	80	75	80	80	80	80	80	75	80	80
	ID WB (°F)	57	62	62	67	72	57	62	62	67	72	57	62	62	67	72	
55	T.C.	40.2	42.0	41.5	46.3	46.4	42.1	43.1	42.6	46.9	47.7	44.0	44.2	43.8	47.4	48.9	
	S.C.	40.2	37.2	31.7	32.3	24.6	42.1	40.1	33.6	33.7	26.0	44.0	43.1	35.6	35.2	27.3	
	kW	2.31	2.30	2.30	2.26	2.23	2.38	2.37	2.38	2.34	2.31	2.45	2.44	2.45	2.41	2.39	
65	T.C.	39.0	40.4	39.8	43.7	45.5	40.7	41.7	41.1	44.7	46.5	42.5	43.0	42.3	45.6	47.4	
	S.C.	39.0	36.6	30.7	31.1	23.9	40.7	39.5	32.9	33.1	25.4	42.5	42.5	35.1	35.0	26.9	
	kW	2.58	2.58	2.58	2.55	2.51	2.66	2.65	2.66	2.62	2.59	2.73	2.73	2.74	2.70	2.68	
75	T.C.	37.7	38.7	38.1	41.2	44.6	39.3	40.3	39.5	42.5	45.3	40.9	41.8	40.9	43.8	45.9	
	S.C.	37.7	35.9	29.8	30.0	23.2	39.3	38.9	32.2	32.4	24.8	40.9	41.8	34.6	34.8	26.4	
	kW	2.85	2.85	2.86	2.83	2.79	2.93	2.93	2.94	2.91	2.88	3.01	3.01	3.02	2.99	2.96	
85	T.C.	36.3	37.6	36.9	40.1	42.8	37.8	38.6	38.0	41.3	43.6	39.4	39.7	39.2	42.4	44.4	
	S.C.	36.3	35.5	29.3	29.6	22.7	37.8	37.7	31.6	31.9	24.3	39.4	39.7	33.9	34.2	25.9	
	kW	3.15	3.16	3.16	3.15	3.13	3.23	3.24	3.25	3.23	3.21	3.32	3.32	3.33	3.32	3.30	
95	T.C.	34.8	36.4	35.6	39.0	41.0	36.3	37.0	36.5	40.0	41.9	37.8	37.5	37.4	41.0	42.9	
	S.C.	34.8	35.0	28.9	29.2	22.3	36.3	36.5	31.1	31.4	23.8	37.8	37.5	33.3	33.6	25.4	
	kW	3.45	3.47	3.47	3.47	3.46	3.54	3.55	3.56	3.56	3.55	3.62	3.63	3.65	3.64	3.64	
105	T.C.	32.9	33.7	32.8	36.2	38.4	34.3	34.5	33.6	37.2	39.1	35.7	35.3	34.5	38.2	39.8	
	S.C.	32.9	32.9	27.5	27.9	21.4	34.3	34.3	29.6	30.1	22.9	35.7	35.3	31.8	32.4	24.3	
	kW	3.91	3.93	3.96	3.93	3.89	3.99	4.00	4.04	4.00	3.97	4.06	4.07	4.12	4.08	4.06	
115	T.C.	31.1	31.1	30.0	33.6	35.9	32.3	32.1	30.8	34.5	36.3	33.6	33.1	31.6	35.4	36.7	
	S.C.	31.1	30.9	26.1	26.7	20.7	32.3	32.1	28.2	28.9	22.0	33.6	33.1	30.4	31.1	23.3	
	kW	4.36	4.38	4.44	4.37	4.30	4.43	4.44	4.50	4.44	4.39	4.49	4.49	4.49	4.57	4.51	

Cooling performance data notes

- All capacities include indoor fan heat. kW values are for the system (outdoor + indoor).
- Green shaded cells are ACCA (TVA) conditions.
- Blue shaded cells are AHRI conditions.

Multipliers for determining the performance with other indoor sections

① **Note:** For dry bulb temperatures different than those listed (between 73°F to 87°F), sensible capacity increases by 1060 Btu/h per 1000 CFM per degree above the listed temperature and decreases by 1060 Btu/h per 1000 CFM per degree below the listed temperature.

Cool multiplier airhandler - 3.5 ton

Table 34: Cool multiplier air handler - 3.5 ton

Air handler model	Indoor coil model	Total capacity	Sensible capacity	kW
—	XAF/XAUC48F	1.02	1.01	1.00
—	XAFD42E	1.02	1.03	1.00
—	XAFD48F	1.02	1.01	1.00
—	XAHC48F	1.02	1.01	1.00
—	XAHD42E	1.01	0.98	0.99
—	XAHD48F	1.02	1.01	1.00
EBE15A	XAF/XAUC42E	1.02	0.98	0.94

Table 34: Cool multiplier air handler - 3.5 ton

Air handler model	Indoor coil model	Total capacity	Sensible capacity	kW
EBE15A	XAF/XAUC48F	1.04	0.99	0.95
EBE15A	XAFD42E	1.04	1.00	0.95
EBE15A	XAFD48F	1.04	0.99	0.95
EBE15A	XAHC42E	1.02	0.97	0.94
EBE15A	XAHC48F	1.04	0.99	0.95
EBE15A	XAHD42E	1.02	0.98	0.94
EBE15A	XAHD48F	1.04	0.99	0.95
JMET12CS2N1	XAF/XAUC42E	1.02	0.97	0.98
JMET12CS2N1	XAF/XAUC42E	1.01	0.97	0.95
JMET12CS2N1	XAF/XAUC48F	1.02	0.97	0.98
JMET12CS2N1	XAF/XAUC48F	1.01	0.96	0.95
JMET12CS2N1	XAHC48F	1.01	0.96	0.95
JMET16CS2N1	XAF/XAUC42E	1.02	0.98	0.98
JMET16CS2N1	XAF/XAUC42E	1.05	1.08	0.97
JMET16CS2N1	XAF/XAUC48F	1.04	0.99	0.99
JMET16CS2N1	XAF/XAUC48F	1.05	1.07	0.97
JMET16CS2N1	XAHC48F	1.05	1.07	0.97
JMET18DS2N1	XAFD42E	1.02	0.96	0.98
JMET18DS2N1	XAFD42E	1.02	1.04	0.98
JMET18DS2N1	XAFD48F	1.02	0.95	0.98
JMET18DS2N1	XAFD48F	1.02	1.04	0.98
JMET18DS2N1	XAHD48F	1.02	1.03	0.98
RFCC42FXEMP2N1	—	1.01	0.97	0.95

Cool multiplier furnace - 3.5 ton

Table 35: Cool multiplier furnace - 3.5 ton

Furnace model	Indoor coil model	Total capacity	Sensible capacity	kW
RGF19080BE12MP13	XAF/XAUC42E	1.00	0.95	0.96
RGF19080BE12MP13	XAF/XAUC48F	1.00	0.94	0.96
RGF19080BE12MP13	XAHC42E	1.00	0.95	0.96
RGF19080BE12MP13	XAHC48F	1.00	0.94	0.96
RGF19080CE16MP13	XAF/XAUC42E	1.04	1.03	0.99
RGF19080CE16MP13	XAF/XAUC48F	1.04	1.03	0.99
RGF19080CE16MP13	XAFD42E	1.02	1.03	0.98
RGF19080CE16MP13	XAFD48F	1.02	1.01	0.98
RGF19080CE16MP13	XAHC42E	1.04	1.02	0.96
RGF19080CE16MP13	XAHC48F	1.04	1.03	0.99
RGF19080CE16MP13	XAHD42E	1.02	1.01	0.98
RGF19080CE16MP13	XAHD48F	1.02	1.01	0.98
RGF19080CE20MP13	XAF/XAUC42E	1.00	0.94	0.94
RGF19080CE20MP13	XAF/XAUC48F	1.00	0.94	0.94
RGF19080CE20MP13	XAFD42E	1.00	0.95	0.94
RGF19080CE20MP13	XAFD48F	1.00	0.94	0.94
RGF19080CE20MP13	XAHC42E	1.02	1.06	0.96
RGF19080CE20MP13	XAHC48F	1.00	0.94	0.94
RGF19080CE20MP13	XAHD42E	1.00	0.94	0.96
RGF19080CE20MP13	XAHD48F	1.00	0.94	0.94
RGF19100CE16MP13	XAF/XAUC48F	1.02	1.03	1.00
RGF19100CE16MP13	XAFD42E	1.02	1.04	1.00
RGF19100CE16MP13	XAFD48F	1.02	1.04	1.00
RGF19100CE16MP13	XAHC48F	1.02	1.03	1.00
RGF19100CE16MP13	XAHD48F	1.01	1.02	0.99

Table 35: Cool multiplier furnace - 3.5 ton

Furnace model	Indoor coil model	Total capacity	Sensible capacity	kW
RGF19100CE20MP13	XAF/XAUC42E	1.00	0.94	0.96
RGF19100CE20MP13	XAF/XAUC48F	1.00	0.93	0.96
RGF19100CE20MP13	XAFD42E	1.00	0.94	0.96
RGF19100CE20MP13	XAFD48F	1.00	0.94	0.96
RGF19100CE20MP13	XAHC42E	1.02	1.05	0.96
RGF19100CE20MP13	XAHC48F	1.00	0.94	0.96
RGF19100CE20MP13	XAHD42E	1.00	0.94	0.96
RGF19100CE20MP13	XAHD48F	1.00	0.94	0.96
RGF19120DE20MP13	XAFD42E	1.00	0.96	0.96
RGF19120DE20MP13	XAFD48F	1.01	0.96	0.97
RGF19120DE20MP13	XAHD42E	1.00	0.96	0.96
RGF19120DE20MP13	XAHD48F	1.00	0.95	0.96
RGF1L080BE12MP12	XAF/XAUC42E	1.00	0.96	0.96
RGF1L080BE12MP12	XAF/XAUC48F	1.00	0.94	0.96
RGF1L080BE12MP12	XAHC42E	1.00	0.95	0.98
RGF1L080BE12MP12	XAHC48F	1.00	0.94	0.96
RGF1L080CE16MP12	XAF/XAUC42E	1.04	1.04	1.01
RGF1L080CE16MP12	XAF/XAUC48F	1.04	1.03	0.99
RGF1L080CE16MP12	XAFD42E	1.02	1.03	0.98
RGF1L080CE16MP12	XAFD48F	1.02	1.03	0.98
RGF1L080CE16MP12	XAHC42E	1.02	1.03	1.00
RGF1L080CE16MP12	XAHC48F	1.04	1.03	0.99
RGF1L080CE16MP12	XAHD42E	1.02	1.03	1.00
RGF1L080CE16MP12	XAHD48F	1.02	1.02	0.98
RGF1L080CE20MP12	XAF/XAUC42E	1.00	0.96	0.96
RGF1L080CE20MP12	XAF/XAUC48F	1.00	0.94	0.96
RGF1L080CE20MP12	XAFD42E	1.00	0.96	0.96
RGF1L080CE20MP12	XAFD48F	1.01	0.96	0.97
RGF1L080CE20MP12	XAHC42E	1.00	0.96	0.96
RGF1L080CE20MP12	XAHC48F	1.01	0.96	0.97
RGF1L080CE20MP12	XAHD42E	1.00	0.95	0.96
RGF1L080CE20MP12	XAHD48F	1.01	0.96	0.97
RGF1L100CE16MP12	XAF/XAUC42E	1.04	1.04	0.99
RGF1L100CE16MP12	XAF/XAUC48F	1.04	1.03	0.99
RGF1L100CE16MP12	XAFD42E	1.02	1.03	0.98
RGF1L100CE16MP12	XAFD48F	1.02	1.02	0.98
RGF1L100CE16MP12	XAHC42E	1.02	1.03	1.00
RGF1L100CE16MP12	XAHC48F	1.04	1.03	0.99
RGF1L100CE16MP12	XAHD42E	1.02	1.03	1.00
RGF1L100CE16MP12	XAHD48F	1.02	1.02	0.98
RGF1L100CE20MP12	XAF/XAUC42E	1.00	0.95	0.96
RGF1L100CE20MP12	XAF/XAUC48F	1.00	0.94	0.96
RGF1L100CE20MP12	XAFD42E	1.00	0.96	0.96
RGF1L100CE20MP12	XAFD48F	1.01	0.96	0.97
RGF1L100CE20MP12	XAHC42E	1.00	0.95	0.96
RGF1L100CE20MP12	XAHC48F	1.00	0.94	0.96
RGF1L100CE20MP12	XAHD42E	1.00	0.95	0.96
RGF1L100CE20MP12	XAHD48F	1.00	0.94	0.96
RGF1L120CE16MP12	XAF/XAUC42E	1.04	1.04	0.99
RGF1L120CE16MP12	XAF/XAUC48F	1.04	1.03	0.99
RGF1L120CE16MP12	XAFD42E	1.02	1.03	0.98
RGF1L120CE16MP12	XAFD48F	1.02	1.03	0.98
RGF1L120CE16MP12	XAHC42E	1.04	1.04	1.01

Table 35: Cool multiplier furnace - 3.5 ton

Furnace model	Indoor coil model	Total capacity	Sensible capacity	kW
RGF1L120CE16MP12	XAHC48F	1.04	1.03	0.99
RGF1L120CE16MP12	XAHD42E	1.02	1.03	0.98
RGF1L120CE16MP12	XAHD48F	1.02	1.03	0.98
RGF1L120CE20MP12	XAF/XAUC42E	1.00	0.95	0.96
RGF1L120CE20MP12	XAF/XAUC48F	1.00	0.94	0.96
RGF1L120CE20MP12	XAFD42E	1.00	0.96	0.96
RGF1L120CE20MP12	XAFD48F	1.00	0.94	0.96
RGF1L120CE20MP12	XAHC42E	1.00	0.94	0.96
RGF1L120CE20MP12	XAHC48F	1.00	0.94	0.96
RGF1L120CE20MP12	XAHD42E	1.00	0.95	0.96
RGF1L120CE20MP12	XAHD48F	1.00	0.94	0.96
RGF1L130DE20MP12	XAFD42E	1.00	0.95	0.96
RGF1L130DE20MP12	XAFD48F	1.00	0.94	0.96
RGF1L130DE20MP12	XAHD42E	1.00	0.94	0.96
RGF1L130DE20MP12	XAHD48F	1.00	0.94	0.96
RLF19080CE16MP12	XAF/XAUC42E	1.02	0.99	0.98
RLF19080CE16MP12	XAF/XAUC48F	1.02	0.98	0.95
RLF19080CE16MP12	XAFD42E	1.01	0.98	0.93
RLF19080CE16MP12	XAFD48F	1.01	0.97	0.93
RLF19080CE16MP12	XAHC42E	1.02	0.99	0.98
RLF19080CE16MP12	XAHC48F	1.02	0.98	0.95
RLF19080CE16MP12	XAHD42E	1.01	0.97	0.97
RLF19080CE16MP12	XAHD48F	1.01	0.97	0.93
RLF19100CE20MP12	XAF/XAUC42E	1.00	0.94	0.96
RLF19100CE20MP12	XAF/XAUC48F	1.00	0.94	0.96
RLF19100CE20MP12	XAFD42E	1.00	0.95	0.96
RLF19100CE20MP12	XAFD48F	1.00	0.94	0.96
RLF19100CE20MP12	XAHC42E	1.00	0.94	0.96
RLF19100CE20MP12	XAHC48F	1.00	0.94	0.96
RLF19100CE20MP12	XAHD42E	1.00	0.94	0.96
RLF19100CE20MP12	XAHD48F	1.00	0.94	0.96
RLF1L080CE16MP11	XAF/XAUC42E	1.02	0.97	0.95
RLF1L080CE16MP11	XAF/XAUC48F	1.02	0.97	0.95
RLF1L080CE16MP11	XAFD42E	1.01	0.97	0.93
RLF1L080CE16MP11	XAFD48F	1.01	0.96	0.93
RLF1L080CE16MP11	XAHC42E	1.01	0.96	0.93
RLF1L080CE16MP11	XAHC48F	1.02	0.97	0.95
RLF1L080CE16MP11	XAHD42E	1.01	0.96	0.93
RLF1L080CE16MP11	XAHD48F	1.01	0.96	0.93
RLF1L100CE20MP11	XAF/XAUC42E	1.00	0.94	0.96
RLF1L100CE20MP11	XAF/XAUC48F	1.00	0.94	0.96
RLF1L100CE20MP11	XAFD42E	1.00	0.95	0.96
RLF1L100CE20MP11	XAFD48F	1.00	0.94	0.96
RLF1L100CE20MP11	XAHC42E	1.00	0.94	0.96
RLF1L100CE20MP11	XAHC48F	1.00	0.94	0.96
RLF1L100CE20MP11	XAHD42E	1.00	0.94	0.96
RLF1L100CE20MP11	XAHD48F	1.00	0.94	0.96
TM8Y080C16MP11	XAF/XAUC42E	1.00	0.94	0.96
TM8Y080C16MP11	XAF/XAUC48F	1.00	0.94	0.96
TM8Y080C16MP11	XAFD42E	1.00	0.94	0.96
TM8Y080C16MP11	XAFD48F	1.00	0.94	0.96
TM8Y080C16MP11	XAHC42E	1.02	1.01	0.98
TM8Y080C16MP11	XAHD42E	1.00	0.94	0.96

Table 35: Cool multiplier furnace - 3.5 ton

Furnace model	Indoor coil model	Total capacity	Sensible capacity	kW
TM8Y080C16MP11	XAHD48F	1.00	0.94	0.96
TM8Y100C16MP11	XAF/XAUC42E	1.00	0.94	0.96
TM8Y100C16MP11	XAF/XAUC48F	1.00	0.94	0.96
TM8Y100C16MP11	XAFD42E	1.00	0.94	0.96
TM8Y100C16MP11	XAFD48F	1.00	0.94	0.96
TM8Y100C16MP11	XAHC42E	1.02	1.01	0.98
TM8Y100C16MP11	XAHD42E	1.00	0.94	0.96
TM8Y100C16MP11	XAHD48F	1.00	0.94	0.96
TM8Y100C20MP11	XAF/XAUC42E	1.04	1.02	0.96
TM8Y100C20MP11	XAF/XAUC48F	1.00	0.92	0.94
TM8Y100C20MP11	XAFD42E	1.00	0.94	0.94
TM8Y100C20MP11	XAFD48F	1.00	0.92	0.94
TM8Y100C20MP11	XAHC42E	1.02	1.00	0.95
TM8Y100C20MP11	XAHD42E	1.02	1.00	0.95
TM8Y100C20MP11	XAHD48F	1.00	0.92	0.94
TM8Y120C20MP11	XAF/XAUC42E	1.04	1.02	0.96
TM8Y120C20MP11	XAF/XAUC48F	1.00	0.92	0.94
TM8Y120C20MP11	XAFD42E	1.00	0.94	0.94
TM8Y120C20MP11	XAFD48F	1.00	0.92	0.94
TM8Y120C20MP11	XAHC42E	1.02	1.00	0.95
TM8Y120C20MP11	XAHD42E	1.02	1.00	0.95
TM8Y120C20MP11	XAHD48F	1.00	0.92	0.94
TM9Y080B12MP11	XAF/XAUC48F	1.00	0.94	0.96
TM9Y080B12MP11	XAHC48F	1.00	0.94	0.96
TM9Y080C16MP11	XAF/XAUC42E	1.02	0.98	0.98
TM9Y080C16MP11	XAF/XAUC48F	1.02	0.97	0.98
TM9Y080C16MP11	XAFD42E	1.01	0.97	0.97
TM9Y080C16MP11	XAFD48F	1.01	0.96	0.93
TM9Y080C16MP11	XAHC42E	1.01	0.96	0.97
TM9Y080C16MP11	XAHC48F	1.02	0.97	0.95
TM9Y080C16MP11	XAHD42E	1.01	0.97	0.97
TM9Y080C16MP11	XAHD48F	1.01	0.96	0.93
TM9Y100C16MP11	XAF/XAUC42E	1.02	0.98	0.98
TM9Y100C16MP11	XAF/XAUC48F	1.02	0.97	0.98
TM9Y100C16MP11	XAFD42E	1.01	0.97	0.97
TM9Y100C16MP11	XAFD48F	1.01	0.96	0.93
TM9Y100C16MP11	XAHC42E	1.01	0.96	0.97
TM9Y100C16MP11	XAHC48F	1.02	0.97	0.95
TM9Y100C16MP11	XAHD42E	1.01	0.97	0.97
TM9Y100C16MP11	XAHD48F	1.01	0.96	0.93
TM9Y100C20MP11	XAF/XAUC42E	1.02	1.01	0.98
TM9Y100C20MP11	XAF/XAUC48F	1.02	1.00	0.98
TM9Y100C20MP11	XAFD42E	1.01	1.00	0.97
TM9Y100C20MP11	XAFD48F	1.02	1.01	0.98
TM9Y100C20MP11	XAHC42E	1.02	1.01	0.98
TM9Y100C20MP11	XAHC48F	1.02	1.00	0.98
TM9Y100C20MP11	XAHD42E	1.01	0.99	0.97
TM9Y100C20MP11	XAHD48F	1.01	0.99	0.97
TM9Y120D20MP11	XAFD42E	1.00	0.94	0.96
TM9Y120D20MP11	XAFD48F	1.00	0.94	0.96
TM9Y120D20MP11	XAHD42E	1.00	0.94	0.96
TM9Y120D20MP11	XAHD48F	1.00	0.94	0.96

Performance data - 4 ton

See the following tables for performance and multiplier data for the RAC13448B21S unit.

Condenser only performance data - 4 ton

Table 36: Condenser only performance data - 4 ton

Saturated suction at compressor		Outdoor ambient temperature													
Temperature	Pressure	55°F		65°F		75°F		85°F		95°F		105°F		115°F	
(°F)	(psig)	MBH	kW	MBH	kW	MBH	kW	MBH	kW	MBH	kW	MBH	kW	MBH	kW
35	107	49.1	2.16	46.6	2.41	44.1	2.69	41.5	3.02	38.8	3.39	35.9	3.81	32.8	4.29
40	118	53.9	2.18	51.2	2.43	48.4	2.71	45.6	3.03	42.7	3.40	39.6	3.82	36.3	4.30
45	130	59.1	2.20	56.1	2.44	53.1	2.73	50.0	3.05	46.8	3.42	43.5	3.84	40.0	4.32
50	142	64.6	2.22	61.3	2.46	58.0	2.75	54.6	3.07	51.2	3.45	47.6	3.87	43.8	4.35
55	156	70.4	2.24	66.8	2.49	63.2	2.77	59.6	3.10	55.8	3.47	52.0	3.90	47.9	4.37

Condenser only performance data notes

- For outdoor unit (condenser) performance only. Data does not include the effects of air handler power or heat.
- Performance based on 15°F subcooling and 15°F superheat at the outdoor unit base valves:
 - a. Increase capacity by 1% for each 2°F increase in subcooling.
 - b. Decrease capacity by 1% for each 2°F decrease in subcooling.
- Maximum recommended condensing temperature is 140°F.

Cooling performance data - 4 ton

Table 37: Cooling performance data - 4 ton - indoor coil: XAFC48FXXN1

Air temperature entering outdoor unit (°F)	IDCFM	1325					1525					1725					
	ID DB (°F)	80	80	75	80	80	80	80	75	80	80	80	80	80	75	80	80
	ID WB (°F)	57	62	62	67	72	57	62	62	67	72	57	62	62	67	72	
55	T.C.	46.1	50.1	50.2	55.2	59.6	48.0	51.4	51.4	55.8	60.2	49.9	52.6	52.5	56.4	60.8	
	S.C.	44.6	41.8	35.2	35.0	27.8	46.4	44.4	37.2	36.7	28.5	48.3	47.0	39.1	38.5	29.2	
	kW	2.79	2.81	2.82	2.84	2.86	2.88	2.91	2.92	2.93	2.96	2.97	3.01	3.01	3.03	3.06	
65	T.C.	44.8	48.5	48.5	54.0	58.8	46.8	49.3	49.5	54.5	59.4	48.8	50.1	50.5	54.9	60.0	
	S.C.	43.3	41.3	34.7	34.5	27.8	45.2	43.9	36.8	36.2	28.5	47.2	46.5	38.9	38.0	29.2	
	kW	3.07	3.09	3.10	3.12	3.14	3.17	3.19	3.20	3.22	3.24	3.26	3.28	3.29	3.31	3.34	
75	T.C.	43.5	46.9	46.7	52.7	58.1	45.6	47.3	47.6	53.1	58.7	47.7	47.6	48.5	53.5	59.2	
	S.C.	42.0	40.7	34.2	33.9	27.8	44.1	43.3	36.4	35.7	28.5	46.1	45.9	38.6	37.5	29.2	
	kW	3.35	3.37	3.38	3.40	3.42	3.45	3.46	3.48	3.50	3.52	3.55	3.56	3.57	3.59	3.62	
85	T.C.	42.4	44.7	44.5	49.6	56.0	44.0	45.3	45.2	50.0	56.8	45.6	45.8	45.9	50.5	57.5	
	S.C.	41.0	39.9	33.2	33.1	27.0	42.5	42.0	35.4	35.0	27.9	44.1	44.2	37.5	36.9	28.8	
	kW	3.76	3.77	3.78	3.79	3.80	3.85	3.86	3.87	3.88	3.89	3.95	3.96	3.97	3.98	3.99	
95	T.C.	41.3	42.6	42.3	46.4	53.9	42.4	43.3	42.8	47.0	54.9	43.6	44.0	43.3	47.6	55.9	
	S.C.	39.9	39.0	32.3	32.3	26.1	41.0	40.8	34.3	34.3	27.2	42.2	42.5	36.3	36.3	28.3	
	kW	4.16	4.17	4.18	4.18	4.17	4.26	4.27	4.27	4.27	4.26	4.35	4.36	4.36	4.36	4.35	
105	T.C.	39.3	40.0	40.0	44.4	51.0	40.4	41.2	40.5	45.0	51.6	41.4	42.4	41.0	45.6	52.2	
	S.C.	38.0	37.2	31.1	31.2	25.0	39.0	39.0	33.0	33.2	26.1	40.1	40.8	34.9	35.3	27.1	
	kW	4.87	4.90	4.92	4.86	4.83	4.93	4.95	5.00	4.95	4.92	4.99	5.00	5.07	5.03	5.01	
115	T.C.	37.3	37.4	37.8	42.4	48.2	38.3	39.1	38.3	43.0	48.4	39.3	40.9	38.7	43.7	48.6	
	S.C.	36.1	35.5	29.9	30.0	24.0	37.1	37.3	31.7	32.1	24.9	38.0	39.2	33.6	34.2	25.9	
	kW	5.56	5.61	5.65	5.53	5.46	5.59	5.62	5.70	5.60	5.55	5.62	5.62	5.75	5.68	5.64	

Cooling performance data notes

- All capacities include indoor fan heat. kW values are for the system (outdoor + indoor).
- Green shaded cells are ACCA (TVA) conditions.
- Blue shaded cells are AHRI conditions.

Multipliers for determining the performance with other indoor sections

① **Note:** For dry bulb temperatures different than those listed (between 73°F to 87°F), sensible capacity increases by 1060 Btu/h per 1000 CFM per degree above the listed temperature and decreases by 1060 Btu/h per 1000 CFM per degree below the listed temperature.

Cool multiplier airhandler - 4 ton

Table 38: Cool multiplier air handler - 4 ton

Air handler model	Indoor coil model	Total capacity	Sensible capacity	kW
—	XAF/XAUC60G	1.01	1.01	1.01
—	XAF/XAUD60G	1.01	1.01	1.01
—	XAFD48F	1.00	1.01	1.00
—	XAHC48F	1.00	1.01	1.00
—	XAHC60G	1.01	1.01	1.01
—	XAHD48F	1.00	1.01	1.00
—	XAHD60G	1.01	1.01	1.01

Table 38: Cool multiplier air handler - 4 ton

Air handler model	Indoor coil model	Total capacity	Sensible capacity	kW
EBE15A	XAF/XAUC48F	0.99	1.00	0.99
EBE15A	XAF/XAUC60G	1.01	1.02	0.99
EBE15A	XAF/XAUD60G	1.01	1.02	0.99
EBE15A	XAFD48F	1.00	1.02	1.00
EBE15A	XAHC48F	0.99	1.00	0.99
EBE15A	XAHC60G	1.00	0.94	0.98
EBE15A	XAHD48F	0.99	1.00	0.99
EBE15A	XAHD60G	1.01	1.02	0.99
JMET12CS2N1	XAF/XAUC48F	0.99	0.93	0.91
JMET12CS2N1	XAF/XAUC60G	1.01	0.95	0.93
JMET12CS2N1	XAHC48F	0.99	0.93	0.91
JMET12CS2N1	XAHC60G	1.01	0.95	0.93
JMET16CS2N1	XAF/XAUC48F	1.01	1.01	0.95
JMET16CS2N1	XAF/XAUC60G	1.02	1.03	0.94
JMET16CS2N1	XAHC48F	1.01	1.01	0.95
JMET16CS2N1	XAHC60G	1.02	1.03	0.94
JMET18DS2N1	XAF/XAUD60G	1.02	1.02	0.94
JMET18DS2N1	XAFD48F	1.02	1.02	0.94
JMET18DS2N1	XAHD48F	1.01	1.01	0.95
JMET18DS2N1	XAHD60G	1.02	1.01	0.94
RFCC48GXEMP2N1	—	1.02	1.02	0.94
RFCD48GXEMP2N1	—	1.01	0.96	0.93

Cool multiplier furnace - 4 ton

Table 39: Cool multiplier furnace - 4 ton

Furnace model	Indoor coil model	Total capacity	Sensible capacity	kW
RGF19080CE16MP13	XAF/XAUC48F	0.99	0.96	0.97
RGF19080CE16MP13	XAF/XAUC60G	1.01	0.99	0.97
RGF19080CE16MP13	XAF/XAUD60G	1.01	0.99	0.97
RGF19080CE16MP13	XAFD48F	0.99	0.96	0.97
RGF19080CE16MP13	XAHC48F	0.99	0.96	0.97
RGF19080CE16MP13	XAHC60G	1.01	0.99	0.97
RGF19080CE16MP13	XAHD48F	0.99	0.96	0.97
RGF19080CE16MP13	XAHD60G	1.01	0.98	0.97
RGF19080CE20MP13	XAF/XAUC48F	0.98	0.94	0.94
RGF19080CE20MP13	XAF/XAUC60G	1.01	0.96	0.95
RGF19080CE20MP13	XAF/XAUD60G	1.01	0.96	0.95
RGF19080CE20MP13	XAFD48F	0.99	0.95	0.93
RGF19080CE20MP13	XAHC48F	0.98	0.94	0.94
RGF19080CE20MP13	XAHC60G	1.01	0.96	0.93
RGF19080CE20MP13	XAHD48F	0.98	0.94	0.94
RGF19080CE20MP13	XAHD60G	1.00	0.95	0.94
RGF19100CE16MP13	XAF/XAUC48F	0.99	0.98	0.99
RGF19100CE16MP13	XAF/XAUC60G	1.01	1.01	1.01
RGF19100CE16MP13	XAF/XAUD60G	1.01	1.01	1.01
RGF19100CE16MP13	XAFD48F	1.00	0.99	1.00
RGF19100CE16MP13	XAHC48F	0.99	0.98	0.99
RGF19100CE16MP13	XAHC60G	1.01	1.01	1.01
RGF19100CE16MP13	XAHD48F	0.99	0.98	0.99
RGF19100CE16MP13	XAHD60G	1.00	0.99	1.00
RGF19100CE20MP13	XAF/XAUC48F	0.98	0.94	0.94
RGF19100CE20MP13	XAF/XAUC60G	1.01	0.96	0.93

Table 39: Cool multiplier furnace - 4 ton

Furnace model	Indoor coil model	Total capacity	Sensible capacity	kW
RGF19100CE20MP13	XAF/XAUD60G	1.01	0.96	0.93
RGF19100CE20MP13	XAFD48F	0.99	0.95	0.93
RGF19100CE20MP13	XAHC48F	0.98	0.93	0.94
RGF19100CE20MP13	XAHC60G	1.01	0.96	0.93
RGF19100CE20MP13	XAHD48F	0.98	0.93	0.92
RGF19100CE20MP13	XAHD60G	1.00	0.95	0.94
RGF19120DE20MP13	XAF/XAUD60G	1.01	1.00	0.95
RGF19120DE20MP13	XAFD48F	1.00	0.99	0.98
RGF19120DE20MP13	XAHD48F	1.00	0.99	0.98
RGF19120DE20MP13	XAHD60G	1.01	0.99	0.97
RGF1L080CE16MP12	XAF/XAUC48F	1.00	0.98	0.98
RGF1L080CE16MP12	XAF/XAUC60G	1.01	0.99	0.97
RGF1L080CE16MP12	XAF/XAUD60G	1.01	0.99	0.97
RGF1L080CE16MP12	XAFD48F	1.00	0.99	0.98
RGF1L080CE16MP12	XAHC48F	1.00	0.98	0.98
RGF1L080CE16MP12	XAHC60G	1.01	0.99	0.97
RGF1L080CE16MP12	XAHD48F	1.00	0.98	0.98
RGF1L080CE16MP12	XAHD60G	1.01	0.99	0.97
RGF1L080CE20MP12	XAF/XAUC48F	1.00	0.96	0.96
RGF1L080CE20MP12	XAF/XAUC60G	1.02	0.99	0.96
RGF1L080CE20MP12	XAF/XAUD60G	1.02	0.99	0.96
RGF1L080CE20MP12	XAFD48F	1.00	0.97	0.94
RGF1L080CE20MP12	XAHC48F	1.00	0.96	0.96
RGF1L080CE20MP12	XAHC60G	1.00	0.94	0.92
RGF1L080CE20MP12	XAHD48F	1.00	0.96	0.96
RGF1L080CE20MP12	XAHD60G	1.02	0.98	0.96
RGF1L100CE16MP12	XAF/XAUC48F	1.00	0.98	0.98
RGF1L100CE16MP12	XAF/XAUC60G	1.01	0.99	0.97
RGF1L100CE16MP12	XAF/XAUD60G	1.01	0.99	0.97
RGF1L100CE16MP12	XAFD48F	1.00	0.98	0.98
RGF1L100CE16MP12	XAHC48F	1.00	0.98	0.98
RGF1L100CE16MP12	XAHC60G	1.01	0.99	0.97
RGF1L100CE16MP12	XAHD48F	1.00	0.98	0.98
RGF1L100CE16MP12	XAHD60G	1.01	0.99	0.97
RGF1L100CE20MP12	XAF/XAUC48F	0.99	0.95	0.95
RGF1L100CE20MP12	XAF/XAUC60G	1.02	0.98	0.96
RGF1L100CE20MP12	XAF/XAUD60G	1.02	0.98	0.94
RGF1L100CE20MP12	XAFD48F	0.99	0.95	0.93
RGF1L100CE20MP12	XAHC48F	0.99	0.95	0.95
RGF1L100CE20MP12	XAHC60G	1.02	0.98	0.94
RGF1L100CE20MP12	XAHD48F	0.99	0.95	0.95
RGF1L100CE20MP12	XAHD60G	1.01	0.96	0.95
RGF1L120CE16MP12	XAF/XAUC48F	1.00	0.98	0.98
RGF1L120CE16MP12	XAF/XAUC60G	1.01	0.99	0.97
RGF1L120CE16MP12	XAF/XAUD60G	1.01	0.99	0.97
RGF1L120CE16MP12	XAFD48F	1.00	0.99	0.98
RGF1L120CE16MP12	XAHC48F	1.00	0.98	0.98
RGF1L120CE16MP12	XAHC60G	1.01	0.99	0.97
RGF1L120CE16MP12	XAHD48F	1.00	0.99	0.98
RGF1L120CE16MP12	XAHD60G	1.01	0.99	0.97
RGF1L120CE20MP12	XAF/XAUC48F	0.98	0.93	0.92
RGF1L120CE20MP12	XAF/XAUC60G	1.01	0.96	0.93
RGF1L120CE20MP12	XAF/XAUD60G	1.01	0.96	0.93

Table 39: Cool multiplier furnace - 4 ton

Furnace model	Indoor coil model	Total capacity	Sensible capacity	kW
RGF1L120CE20MP12	XAFD48F	0.99	0.95	0.93
RGF1L120CE20MP12	XAHC48F	0.99	0.95	0.93
RGF1L120CE20MP12	XAHC60G	1.02	0.98	0.94
RGF1L120CE20MP12	XAHD48F	0.99	0.95	0.93
RGF1L120CE20MP12	XAHD60G	1.01	0.96	0.93
RGF1L130DE20MP12	XAF/XAUD60G	1.02	1.01	0.96
RGF1L130DE20MP12	XAFD48F	1.00	0.99	0.96
RGF1L130DE20MP12	XAHD48F	1.00	0.98	0.96
RGF1L130DE20MP12	XAHD60G	1.02	1.00	0.96
RLF19080CE16MP12	XAF/XAUC60G	1.00	0.99	1.00
RLF19080CE16MP12	XAF/XAUD60G	1.00	0.99	1.00
RLF19080CE16MP12	XAHC60G	1.00	0.95	0.94
RLF19100CE20MP12	XAF/XAUC48F	1.00	0.98	0.98
RLF19100CE20MP12	XAF/XAUC60G	1.02	1.00	0.96
RLF19100CE20MP12	XAF/XAUD60G	1.02	1.00	0.96
RLF19100CE20MP12	XAFD48F	1.00	0.98	0.96
RLF19100CE20MP12	XAHC48F	1.00	0.98	0.98
RLF19100CE20MP12	XAHC60G	1.02	1.00	0.96
RLF19100CE20MP12	XAHD48F	1.00	0.98	0.96
RLF19100CE20MP12	XAHD60G	1.01	0.99	0.97
RLF1L080CE16MP11	XAF/XAUC48F	0.99	0.96	0.97
RLF1L080CE16MP11	XAF/XAUC60G	1.01	0.99	0.97
RLF1L080CE16MP11	XAF/XAUD60G	1.01	0.99	0.97
RLF1L080CE16MP11	XAFD48F	1.00	0.98	0.98
RLF1L080CE16MP11	XAHC48F	0.99	0.96	0.97
RLF1L080CE16MP11	XAHC60G	1.01	0.99	0.97
RLF1L080CE16MP11	XAHD48F	0.99	0.96	0.97
RLF1L080CE16MP11	XAHD60G	1.00	0.98	0.96
RLF1L100CE20MP11	XAF/XAUC48F	1.00	0.98	0.96
RLF1L100CE20MP11	XAF/XAUC60G	1.02	1.01	0.96
RLF1L100CE20MP11	XAF/XAUD60G	1.02	1.01	0.96
RLF1L100CE20MP11	XAFD48F	1.00	0.98	0.94
RLF1L100CE20MP11	XAHC48F	1.00	0.98	0.96
RLF1L100CE20MP11	XAHC60G	1.02	1.01	0.96
RLF1L100CE20MP11	XAHD48F	1.00	0.98	0.96
RLF1L100CE20MP11	XAHD60G	1.02	1.00	0.96
TM8Y080C16MP11	XAF/XAUC48F	0.99	0.96	0.97
TM8Y080C16MP11	XAF/XAUC60G	1.01	0.98	0.97
TM8Y080C16MP11	XAF/XAUD60G	1.01	0.98	0.97
TM8Y080C16MP11	XAFD48F	0.99	0.96	0.97
TM8Y080C16MP11	XAHC60G	1.01	0.98	0.97
TM8Y080C16MP11	XAHD48F	0.99	0.96	0.97
TM8Y080C16MP11	XAHD60G	1.00	0.96	0.96
TM8Y100C16MP11	XAF/XAUC48F	0.99	0.96	0.97
TM8Y100C16MP11	XAF/XAUC60G	1.01	0.98	0.97
TM8Y100C16MP11	XAF/XAUD60G	1.01	0.98	0.97
TM8Y100C16MP11	XAFD48F	0.99	0.96	0.97
TM8Y100C16MP11	XAHC60G	1.01	0.98	0.97
TM8Y100C16MP11	XAHD48F	0.99	0.96	0.97
TM8Y100C16MP11	XAHD60G	1.00	0.96	0.96
TM8Y100C20MP11	XAF/XAUC48F	0.98	0.94	0.94
TM8Y100C20MP11	XAF/XAUC60G	1.02	0.98	0.96
TM8Y100C20MP11	XAF/XAUD60G	1.02	0.98	0.96

Table 39: Cool multiplier furnace - 4 ton

Furnace model	Indoor coil model	Total capacity	Sensible capacity	kW
TM8Y100C20MP11	XAFD48F	1.00	0.96	0.94
TM8Y100C20MP11	XAHC60G	1.02	0.99	0.94
TM8Y100C20MP11	XAHD48F	1.00	0.96	0.94
TM8Y100C20MP11	XAHD60G	1.02	0.98	0.96
TM8Y120C20MP11	XAF/XAUC48F	0.98	0.94	0.94
TM8Y120C20MP11	XAF/XAUC60G	1.02	0.98	0.96
TM8Y120C20MP11	XAF/XAUD60G	1.02	0.98	0.96
TM8Y120C20MP11	XAFD48F	1.00	0.96	0.94
TM8Y120C20MP11	XAHC60G	1.02	0.99	0.94
TM8Y120C20MP11	XAHD48F	1.00	0.96	0.94
TM8Y120C20MP11	XAHD60G	1.02	0.98	0.96
TM9Y100C20MP11	XAF/XAUC48F	0.98	0.94	0.96
TM9Y100C20MP11	XAF/XAUC60G	1.00	0.96	0.96
TM9Y100C20MP11	XAF/XAUD60G	1.00	0.96	0.96
TM9Y100C20MP11	XAFD48F	0.99	0.96	0.97
TM9Y100C20MP11	XAHC48F	0.98	0.94	0.96
TM9Y100C20MP11	XAHC60G	1.00	0.96	0.96
TM9Y100C20MP11	XAHD48F	0.98	0.94	0.96
TM9Y100C20MP11	XAHD60G	1.00	0.96	0.96
TM9Y120D20MP11	XAF/XAUD60G	1.02	0.99	0.96
TM9Y120D20MP11	XAFD48F	1.00	0.98	0.96
TM9Y120D20MP11	XAHD48F	1.00	0.98	0.96
TM9Y120D20MP11	XAHD60G	1.01	0.98	0.97

Performance data - 5 ton

See the following tables for performance and multiplier data for the RAC13460B21S unit.

Condenser only performance data - 5 ton

Table 40: Condenser only performance data - 5 ton

Saturated suction at compressor		Outdoor ambient temperature													
Temperature (°F)	Pressure (psig)	55°F		65°F		75°F		85°F		95°F		105°F		115°F	
		MBH	kW	MBH	kW	MBH	kW	MBH	kW	MBH	kW	MBH	kW	MBH	kW
35	107	59.4	2.71	56.9	3.03	53.9	3.35	50.6	3.70	47.1	4.08	43.4	4.51	39.6	5.03
40	118	65.2	2.73	62.4	3.05	59.1	3.37	55.5	3.71	51.7	4.10	47.8	4.53	43.7	5.05
45	130	71.3	2.75	68.2	3.07	64.6	3.38	60.7	3.73	56.6	4.11	52.3	4.55	47.9	5.07
50	142	77.8	2.76	74.3	3.07	70.3	3.39	66.1	3.73	61.7	4.11	57.1	4.56	52.4	5.08
55	156	84.7	2.76	80.7	3.06	76.4	3.38	71.8	3.72	67.0	4.11	62.1	4.56	57.0	5.09

Condenser only performance data notes

- For outdoor unit (condenser) performance only. Data does not include the effects of air handler power or heat.
- Performance based on 15°F subcooling and 15°F superheat at the outdoor unit base valves:
 - a. Increase capacity by 1% for each 2°F increase in subcooling.
 - b. Decrease capacity by 1% for each 2°F decrease in subcooling.
- Maximum recommended condensing temperature is 140°F.

Cooling performance data - 5 ton

Table 41: Cooling performance data - 5 ton - indoor coil: XAFC60GXXN1

Air temperature entering outdoor unit (°F)	IDCFM	1525					1725					1925				
	ID DB (°F)	80	80	75	80	80	80	80	75	80	80	80	80	75	80	80
	ID WB (°F)	57	62	62	67	72	57	62	62	67	72	57	62	62	67	72
55	T.C.	53.3	56.5	55.7	59.9	61.9	54.8	57.6	56.6	61.0	62.6	56.3	58.7	57.5	62.1	63.4
	S.C.	52.6	46.6	39.6	39.1	31.2	54.1	49.2	41.4	41.1	32.4	55.6	51.7	43.1	43.0	33.7
	kW	3.36	3.39	3.39	3.38	3.41	3.46	3.47	3.48	3.48	3.51	3.56	3.56	3.57	3.57	3.61
65	T.C.	51.7	55.0	55.0	59.2	62.3	53.4	56.2	56.1	60.3	63.0	55.1	57.4	57.2	61.4	63.6
	S.C.	51.0	46.3	39.5	39.2	31.2	52.7	49.1	41.7	41.3	32.5	54.4	51.9	43.8	43.4	33.9
	kW	3.71	3.73	3.73	3.73	3.76	3.80	3.83	3.83	3.83	3.86	3.90	3.92	3.93	3.93	3.96
75	T.C.	50.1	53.6	54.3	58.5	62.7	52.0	54.9	55.6	59.7	63.3	54.0	56.2	56.9	60.8	63.9
	S.C.	49.4	46.1	39.4	39.2	31.2	51.3	49.0	41.9	41.5	32.6	53.3	52.0	44.4	43.9	34.0
	kW	4.05	4.08	4.08	4.09	4.11	4.14	4.18	4.18	4.19	4.22	4.24	4.28	4.28	4.29	4.32
85	T.C.	48.9	51.9	52.0	56.4	61.2	50.8	53.1	53.1	57.6	61.9	52.8	54.3	54.3	58.7	62.6
	S.C.	48.2	45.6	38.6	38.6	31.5	50.2	48.5	40.9	40.9	33.0	52.1	51.4	43.2	43.3	34.5
	kW	4.48	4.51	4.50	4.52	4.53	4.57	4.60	4.60	4.62	4.64	4.67	4.70	4.70	4.71	4.74
95	T.C.	47.7	50.2	49.7	54.4	59.8	49.6	51.4	50.7	55.5	60.6	51.6	52.5	51.7	56.6	61.4
	S.C.	47.1	45.2	37.7	37.9	31.8	49.0	48.0	39.9	40.3	33.4	50.9	50.8	42.0	42.7	34.9
	kW	4.90	4.93	4.92	4.95	4.95	5.00	5.03	5.02	5.05	5.06	5.10	5.13	5.12	5.14	5.17
105	T.C.	45.5	47.6	47.3	52.0	56.8	47.2	48.6	48.2	52.9	57.5	48.9	49.6	49.0	53.7	58.3
	S.C.	44.9	43.8	36.6	37.0	30.5	46.6	46.1	38.8	39.3	31.9	48.3	48.5	40.9	41.6	33.4
	kW	5.45	5.47	5.48	5.49	5.51	5.54	5.57	5.57	5.59	5.61	5.64	5.66	5.67	5.69	5.71
115	T.C.	43.3	45.0	45.0	49.7	53.9	44.8	45.8	45.6	50.2	54.5	46.3	46.7	46.2	50.8	55.2
	S.C.	42.7	42.5	35.6	36.2	29.1	44.2	44.3	37.7	38.4	30.5	45.7	46.1	39.8	40.5	31.9
	kW	6.00	6.01	6.04	6.03	6.06	6.09	6.10	6.13	6.13	6.16	6.18	6.19	6.22	6.24	6.26

Cooling performance data notes

- All capacities include indoor fan heat. kW values are for the system (outdoor + indoor).
- Green shaded cells are ACCA (TVA) conditions.
- Blue shaded cells are AHRI conditions.

Multipliers for determining the performance with other indoor sections

Note: For dry bulb temperatures different than those listed (between 73°F to 87°F), sensible capacity increases by 1060 Btu/h per 1000 CFM per degree above the listed temperature and decreases by 1060 Btu/h per 1000 CFM per degree below the listed temperature.

Cool multiplier airhandler - 5 ton

Table 42: Cool multiplier air handler - 5 ton

Air handler model	Indoor coil model	Total capacity	Sensible capacity	kW
—	XAF/XAUD60G	1.00	1.00	1.00
—	XAF/XAUD60H	1.00	1.01	1.00
—	XAFC60H	1.00	1.01	1.00
—	XAHC60G	1.00	1.00	1.00
—	XAHC60H	1.00	1.01	1.00
—	XAHD60G	1.00	0.98	1.00
—	XAHD60H	1.00	1.00	1.00

Table 42: Cool multiplier air handler - 5 ton

Air handler model	Indoor coil model	Total capacity	Sensible capacity	kW
JMET16CS2N1	XAF/XAUC60G	1.00	0.96	0.96
JMET16CS2N1	XAFC60H	1.00	0.98	0.94
JMET16CS2N1	XAHC60G	1.00	0.96	0.96
JMET16CS2N1	XAHC60H	1.00	0.98	0.94
JMET18DS2N1	XAF/XAUD60G	1.00	0.96	0.94
JMET18DS2N1	XAF/XAUD60H	1.00	0.96	0.94
JMET18DS2N1	XAHD60G	1.00	0.96	0.94
JMET18DS2N1	XAHD60H	1.00	0.96	0.94
RFCC60HXEMP2N1	—	1.00	0.96	0.94
RFCD60HXEMP2N1	—	1.00	0.96	0.94

Cool multiplier furnace - 5 ton

Table 43: Cool multiplier furnace - 5 ton

Furnace model	Indoor coil model	Total capacity	Sensible capacity	kW
RGF19080CE20MP13	XAF/XAUC60G	1.01	1.01	1.01
RGF19080CE20MP13	XAF/XAUD60G	1.01	1.01	0.99
RGF19080CE20MP13	XAF/XAUD60H	1.01	1.01	0.99
RGF19080CE20MP13	XAFC60H	1.01	1.01	0.99
RGF19080CE20MP13	XAHC60G	1.01	1.01	1.01
RGF19080CE20MP13	XAHC60H	1.01	1.01	0.99
RGF19080CE20MP13	XAHD60G	1.01	1.00	0.99
RGF19080CE20MP13	XAHD60H	1.01	1.01	0.99
RGF19100CE20MP13	XAF/XAUC60G	1.01	1.00	1.01
RGF19100CE20MP13	XAF/XAUD60G	0.99	0.96	0.97
RGF19100CE20MP13	XAF/XAUD60H	0.99	0.96	0.97
RGF19100CE20MP13	XAFC60H	0.99	0.98	0.97
RGF19100CE20MP13	XAHC60G	1.01	1.00	1.01
RGF19100CE20MP13	XAHC60H	0.99	0.98	0.97
RGF19100CE20MP13	XAHD60G	1.00	0.99	0.98
RGF19100CE20MP13	XAHD60H	1.00	1.00	0.98
RGF19120DE20MP13	XAF/XAUD60G	0.99	0.98	0.99
RGF19120DE20MP13	XAF/XAUD60H	0.99	0.98	0.97
RGF19120DE20MP13	XAHD60G	0.99	0.98	0.99
RGF19120DE20MP13	XAHD60H	0.99	0.98	0.99
RGF1L080CE20MP12	XAF/XAUC60G	0.99	0.98	0.99
RGF1L080CE20MP12	XAF/XAUD60G	1.00	0.98	0.98
RGF1L080CE20MP12	XAF/XAUD60H	0.99	0.98	0.97
RGF1L080CE20MP12	XAFC60H	0.99	0.98	0.97
RGF1L080CE20MP12	XAHC60G	0.99	0.98	0.99
RGF1L080CE20MP12	XAHC60H	0.99	0.98	0.97
RGF1L080CE20MP12	XAHD60G	0.99	0.96	0.99
RGF1L080CE20MP12	XAHD60H	0.99	0.98	0.97
RGF1L100CE20MP12	XAF/XAUC60G	1.00	1.00	1.00
RGF1L100CE20MP12	XAF/XAUD60G	0.99	0.98	0.97
RGF1L100CE20MP12	XAF/XAUD60H	0.99	0.98	0.97
RGF1L100CE20MP12	XAFC60H	0.99	0.98	0.97
RGF1L100CE20MP12	XAHC60G	0.99	0.98	0.99
RGF1L100CE20MP12	XAHC60H	0.99	0.98	0.97
RGF1L100CE20MP12	XAHD60G	1.00	0.99	1.00
RGF1L100CE20MP12	XAHD60H	0.99	0.98	0.97
RGF1L120CE20MP12	XAF/XAUC60G	1.00	0.98	1.00
RGF1L120CE20MP12	XAF/XAUD60G	1.00	0.99	0.98

Table 43: Cool multiplier furnace - 5 ton

Furnace model	Indoor coil model	Total capacity	Sensible capacity	kW
RGF1L120CE20MP12	XAF/XAUD60H	1.00	0.99	0.98
RGF1L120CE20MP12	XAFC60H	1.00	0.99	0.98
RGF1L120CE20MP12	XAHC60G	1.00	0.99	1.00
RGF1L120CE20MP12	XAHC60H	1.00	0.99	0.98
RGF1L120CE20MP12	XAHD60G	0.99	0.98	0.99
RGF1L120CE20MP12	XAHD60H	0.99	0.98	0.97
RGF1L130DE20MP12	XAF/XAUD60G	1.01	1.01	1.01
RGF1L130DE20MP12	XAF/XAUD60H	1.01	1.02	0.99
RGF1L130DE20MP12	XAHD60G	1.01	1.01	0.99
RGF1L130DE20MP12	XAHD60H	1.01	1.02	0.99
TM8Y100C20MP11	XAF/XAUC60G	1.00	1.00	1.00
TM8Y100C20MP11	XAF/XAUD60G	1.00	1.00	1.00
TM8Y100C20MP11	XAFC60H	1.00	1.01	1.00
TM8Y100C20MP11	XAHC60G	1.00	1.00	1.00
TM8Y100C20MP11	XAHC60H	1.00	1.01	1.00
TM8Y100C20MP11	XAHD60G	1.00	1.00	1.00
TM8Y120C20MP11	XAF/XAUC60G	1.00	1.00	1.00
TM8Y120C20MP11	XAF/XAUD60G	1.00	1.00	1.00
TM8Y120C20MP11	XAFC60H	1.00	1.01	1.00
TM8Y120C20MP11	XAHC60G	1.00	1.00	1.00
TM8Y120C20MP11	XAHC60H	1.00	1.01	1.00
TM8Y120C20MP11	XAHD60G	1.00	1.00	1.00
TM9Y100C20MP11	XAF/XAUC60G	0.99	0.96	0.99
TM9Y100C20MP11	XAF/XAUD60G	0.99	0.96	0.99
TM9Y100C20MP11	XAF/XAUD60H	0.99	0.98	0.99
TM9Y100C20MP11	XAFC60H	0.99	0.98	0.99
TM9Y100C20MP11	XAHC60G	0.99	0.96	0.99
TM9Y100C20MP11	XAHC60H	0.99	0.98	0.99
TM9Y100C20MP11	XAHD60G	0.98	0.95	0.98
TM9Y100C20MP11	XAHD60H	0.98	0.96	0.98
TM9Y120D20MP11	XAF/XAUD60G	1.00	1.00	1.00
TM9Y120D20MP11	XAF/XAUD60H	0.99	0.99	0.99
TM9Y120D20MP11	XAHD60G	0.99	0.98	0.99
TM9Y120D20MP11	XAHD60H	0.99	0.99	0.99